


THE NATION'S LARGEST FULLY ACCREDITED SCHOOL SYSTEM



QUESTIONS

ART WITTMAN

- 7039

THE SCHOOL BOARD OF BROWARD COUNTY, FLORIDA

BOUNDARIES

1988-89

LORI NANCE PARRISH, *Chairperson*

DONALD J. SAMUELS, *Vice Chairperson*

JAN R. CUMMINGS

ROBERT D. PARKS

EILEEN S. SCHWARTZ

TONI J. SISKIN

NEIL STERLING

WILLIAM J. LEARY, Ed.D., *Superintendent of Schools*

1320 Southwest Fourth Street — Fort Lauderdale, Florida 33312
Equal Opportunity Employer, Using Affirmative Action Guidelines

(NOTE: All boundaires are for center of street unless other indicated.)

\$5.00 — To order copies of this book, see inside cover.

IMPORTANT TELEPHONE NUMBERS

Adult, Vocational & Technical Education.....	524-8006
Area Superintendents*	
-North Area.....	928-1500
-Central Area.....	765-6056
-South Area.....	765-6052
Bilingual.....	765-6901
Early Childhood.....	765-6362
Exceptional Student Education.....	786-7740
Foreign Students.....	786-7610
Public Relations.....	765-6220
Safety Department.....	765-6300
School Boundaries.....	765-6285
School Curriculum.....	765-6030
School Health Services.....	786-7639
Student Transportation*	
-North Area.....	765-6561
-Central Area.....	928-0267
-South Area.....	765-6571

*The administrative areas for the schools are shown on the index pages at the beginning of the sections for elementary, middle and high schools. School phone numbers appear on the pages for the individual schools. For other phone numbers consult the white pages of the phone directory under "Schools - Public" or call 765-6000.

ITEMS NEEDED FOR REGISTRATION:

1. Child's Birth Certificate
2. Proof of the home residence such as a rent lease or mortgage deed AND a utility bill
3. Proof of a physical within the past twelve months for first time entrance in the State of Florida
4. FLORIDA Immunization Shot Form - students from out of state must bring their shot records to a local doctor or the Health Department to have them transferred on a Florida form.
5. Although not a requirement, a last report card and/or any test scores are helpful

Copies of this boundary book may be purchased for \$5.00 - send check or money order, payable to Broward County School Board, to:

Property Management
Attn: Boundary Books
1350 SW 2nd Court
Ft. Lauderdale, Fl 33312

Phone: (305) 765-6285

THE SCHOOL BOARD OF BROWARD COUNTY, FLORIDA
1988-89
SCHOOL BOARD/BROWARD TEACHERS UNION CALENDAR

First Quarter

August 23	Employee Planning (1)	Tue
August 24	Employee Planning (2)	Wed
August 25	Employee Planning (3)	Thu
August 26	Employee Planning (4)	Fri
August 29	Start 1st Quarter-Students Report	Mon
September 5	Paid Employee Holiday (1)	Mon
September 12	Day Off	Mon
September 21	Day Off	Wed
September 30	Interim Reports	Fri
October 14	Employee Planning (5)	Fri
November 3	End 1st Quarter (45)	Thu
November 4	Employee Planning (6)	Fri

Second Quarter

November 7	Start 2nd Quarter-Students Report	Mon
November 11	Paid Employee Holiday (2)	Fri
November 15	Issue Report Cards	Tue
November 24	Day Off	Thu
November 25	Paid Employee Holiday (3)	Fri
December 12	Interim Reports	Mon
December 21-Jan. 2	Winter Break - Schools Closed	Wed-Mon
January 2	Paid Employee Holiday (4)	Mon
January 3	Resume Classes	Tue
January 16	Day Off	Mon
January 26	End 2nd Quarter (46)	Thu
January 27	Employee Planning (7)	Fri

Third Quarter

January 30	Start 3rd Quarter-Students Report	Mon
February 7	Issue Report Cards	Tue
February 20	Paid Employee Holiday (5)	Mon
March 2	Interim Reports	Thu
March 24	Day Off	Fri
March 27-31	Spring Break	Mon-Fri
April 3	Resume Classes	Mon
April 13	End 3rd Quarter (47)	Thu
April 14	Employee Planning (8)	Fri

Fourth Quarter

April 17	Start 4th Quarter-Students Report	Mon
May 15	Interim Reports	Mon
May 26	Employee Planning (9)	Fri
May 29	Paid Employee Holiday (6)	Mon
June 15	End 4th Quarter-Students Last Day (42)	Thu
June 16	Employee Planning (10)	Fri
June 26	Issue Report Cards	Mon

Summer Term

July 3	Employee Planning - Student Registration	Mon
July 4	Day Off	Tue
July 5	Students Report	Wed
July 25	End 15 Day Summer Term	Tue
August 15	End 30 Day Summer Term	Tue
August 16	Employee Planning	Wed

Alternate Quarter

June 19	Start Alternate Quarter-Students Report	Mon
July 3	Employee Planning	Mon
July 4	Day Off	Tue
July 21	Interim Reports	Fri
August 22	End Alternate Quarter	Tue

ABOUT BROWARD COUNTY PUBLIC SCHOOLS -

The goal of the Broward County Public Schools is to provide students in kindergarten through adult programs with the best in educational opportunities. Broward County Public Schools is the eighth largest school district in the nation, and the second largest in Florida. The Southern Association of Colleges and Schools (SACS) has accredited every school and every center in the school district - making Broward's public schools the largest fully accredited school district in the United States. Each school or center meets more than 70 rigorous standards set by SACS.

In 1987, over 136,650 students (K - 12) and more than 125,000 adults were offered educational programs at 101 elementary schools, 27 middle schools, 21 high schools, 3 area vocational centers, 4 adult centers, 8 exceptional student centers, 2 alternative centers, and 18 community schools. Over 14,000 permanent employees work to make the day-to-day operation of the school district a continued success. The school district is the largest employer in Broward County.

The school district is a county-wide system. Administratively, the system is divided into three areas - north, central and south. An area superintendent is responsible for each area. It is the responsibility of the area superintendents to provide principals, teachers, and students in their area with the necessary leadership to support school based programs which carry out the policies of the School Board. This structure allows the school district to be more responsive to local community needs.

On the county level, the administrative functions are divided into five divisions: Instruction/Program Services; Government, Employee and Community Relations; Human Resource Management and Development; Business/Support Services; and Facilities, Property Management and Maintenance.

The School Board of Broward County, Florida is a seven member board with each member serving a four year term. The Superintendent of Schools is appointed by the School Board. The

Board meets regularly on the first and third Thursday of each month at 10:00 a.m. in the Board Room of the Administration Building, 1320 Southwest Fourth Street, Fort Lauderdale, Florida. Conference sessions are held on alternate Thursdays.

Exceptional Student Education

The Exceptional Student Education program provides comprehensive educational programs for all handicapped and gifted students. Exceptional Student programs include services to students certified as Educable Mentally Handicapped, Trainable Mentally Handicapped, Profoundly Retarded, Specific Learning Disabled, Emotionally Handicapped, Speech and Language Impaired, Deaf, Hard of Hearing, Partially Sighted, Blind, Physically Handicapped, Hospital, Homebound and Gifted. Ranked among the most comprehensive and progressive in the United States, approximately 20,000 students benefit from these programs.

Vocational, Technical and Adult Education (VTAE)

VTAE spans an extensive range of career opportunities, from surgical technology to nursery operations and a host of marketable job skills in between. Over 60 occupational programs are taught including business, industrial, trades, medical, marketing, communications, public/personal services, home economics, agriculture and tourism.

Vocational and technical programs combine advanced technology and up-to-the-minute training geared to the needs of business and industry in South Florida. The adult education programs provide vital basic skills every student must have to benefit from career training, as well as invaluable opportunities for personal growth and enrichment. Programs are available to provide academic remediation and basic academic skills including preparation for the General Education Development (G.E.D.) diploma.

State-of-the-art equipment, qualified staff, and nationally recognized programs for every segment of the population has been rewarded by broad-based support from both public and private sectors. District vocational centers boast some of the finest training facilities in Florida. The three full-time centers are Sheridan Vocational-Technical Center, Atlantic Vocational-Technical Center and McFatter Vocational-Technical Center. Vocational programs are also available in 21 high schools county-wide, and adult education programs are offered in hundreds of school- and community-based locations.

Vocational, Technical, and Adult Education offers the widest possible spectrum of career training -- pretechnical, technical, and professional - covering virtually every career field. More than 67 craft advisory committees composed of industry professionals make invaluable curriculum recommendations.

A special program called "Industry Services" is designed to help new and emerging industries in Broward County meet their current and future labor needs.

Student Services

In an effort to meet the challenge of educating students in a modern day, urban society, Broward has gone beyond Florida's minimally prescribed student services program. The program includes Dropout Prevention/Alternative Education, Evaluation and Testing, Guidance and Occupational Specialist, Psychological Services, School Social Work and Attendance and Family Counseling and Parenting Education. It is a support program that delivers specialized services to students, school staff and parents. Student Services plays an integral part in assessing student academic and psycho-social skills, communication and learning skills, citizenship education, career and occupational education, home and family relationships, and human relations. In addition, specialized services are directed to the early identification of students at risk along with development of educational alternative programs and other dropout prevention strategies.

Magnet and Open Boundary Schools

Magnet schools are centered around a specialized curriculum such as music, science, pre-engineering, performing arts, foreign language, or a traditional learning program. These schools are designed to attract and motivate students as they encourage voluntary desegregation.

Magnet programs are programs which have a unique course of study and open or extended boundaries. They may be open to students only in a particular area or open to all students in the County. Transportation is provided for students residing more than two miles from the school. The current magnet schools include:

Science Engineering Program - Ely High School

This program comprises a rigorous four year course of study for students who plan to continue their education in the fields of Engineering, Science and Technology. Graduating seniors in 1986/87 received over \$200,000 in scholarships.

International Studies - Hallandale High School

The four year International Studies program focuses on a study of cultures through language, art, music, economics and political science. Working in cooperation with Florida International University, students attend speakers' series and cultural events as well as interact with University faculty and students.

Performing Arts - Dillard High School

The Performing Arts Program offers training in dance, voice, instrumental and electronic music and other performing art areas. Students also take coursework in stagecraft and costume design. Performances in the community complement the students' regular performing schedule.

International Baccalaureate - Boyd Anderson High School

Two year course of study leading to examinations for the Baccalaureate diploma. This program is designed to educate the whole person through a rigorous liberal arts curriculum which includes a community service requirement. The pre-International Baccalaureate program offered in grades 9 and 10 will prepare students for the actual coursework requirements of the International Baccalaureate program.

Performing Arts - Parkway Middle School

In its first year of operation, the Parkway Performing Arts Program parallels the Dillard Program. Over one hundred and seventy-five magnet students are presently enrolled with plans for expansion next year.

Computer/High Technology - Parkway Middle School

The use of computers and technologically advanced equipment to aid the learner in the educational process will be the focus of this program. Allowing students to progress at their own rate and monitor their progress will attract students with diverse educational needs. The role of the teacher as imparter of knowledge will change to that of coach and facilitator. With the introduction and

intense use of computers and technology the instructional day, as we now know it, can be varied on an individual basis.

Performing Arts - Walker Elementary, Bethune Elementary and Deerfield Park Elementary

One elementary performing arts magnet program is located in each geographic area. Bethune Elementary serves the south area; Walker Elementary serves the central area, and Deerfield Park serves the north area. In addition to the students' basic academic education, training in art, music, drama and dance is offered.

The nationally recognized *Nova schools* offer varying programs. Students throughout the county may apply for admission to these schools.

Exemplary Programs

The Broward Compact - This five year comprehensive educational plan for the school system was created as a cooperative effort between business, government, the community and education. Emphasis is on developing meaningful partnerships between education and business to improve the delivery of education services to all students and, as a result, provide Broward graduates with jobs. This is one of the County's showcase examples of community involvement with the public schools. More than 90 organizations participated in the planning process which developed 55 operational goals. These goals and objectives touch every aspect of the educational system. At the end of the first year of effort, nearly one-fifth of the Broward Compact goals had been addressed. Some accomplishments include establishing a Job Network, matching graduate skills with requirements of entry level jobs.

An adopt-a-school program called *Partners In Excellence* has matched 125 schools with 75 different businesses in the community. These partnerships facilitate the achievement of school district and community goals.

Computers - Broward County's student to computer ratio ranks first among the 50 largest school districts in the nation, with a student-computer ratio of 18:1. The Association of Educational Data Systems

has named Broward as one of the top ten school district leaders in computer education in the nation.

New teaching methods are used in district pilot programs. The Nova Elementary, Middle and High Schools are 4 of only 24 schools accepted into the Coalition of Essential Schools - a nationally recognized program developed by Dr. Theodore Sizer of Brown University. Coalition programs help students learn by strengthening critical thinking skills.

The *Saturday Screening Program* serves Kindergarten students entering public school for the first time. Health screening teams provide parents with diagnostic screen services for children in the areas of health and education. Over 6,000 students attend the Saturday Screening Program each year.

Homework Hotline is the district's outreach, a homework assistance program which was established two years ago. Over 13,000 calls have been answered so far; more than half of these calls have been math related. There are also 10 walk-in Homework Hotline centers located throughout the County.

A *Drug/Alcohol Education and Prevention Program* was recognized by the Governor's Commission on Substance Abuse as the most outstanding school based program in Florida. The program was also recognized by the U.S. Office of Education as a model prevention/early intervention program. Every student (K-12) in the school system is exposed to course material through a comprehensive, sequentially developed curriculum.

A *Peer Counseling Program* serves as a model for the U.S. Office of Education, and has been cited as "The Outstanding Preventive Program" by the National Schools Resource Network. This program, which teaches students how to help themselves by helping others, is the largest full-time program in the state and nation.

Innovative Curriculum, an inservice training seminar on a newly developed curriculum about the Holocaust was sponsored for secondary social studies teachers. The curriculum assists staff in teaching this significant part of history. This curriculum is the first of its kind in the nation.

ELEMENTARY SCHOOLS

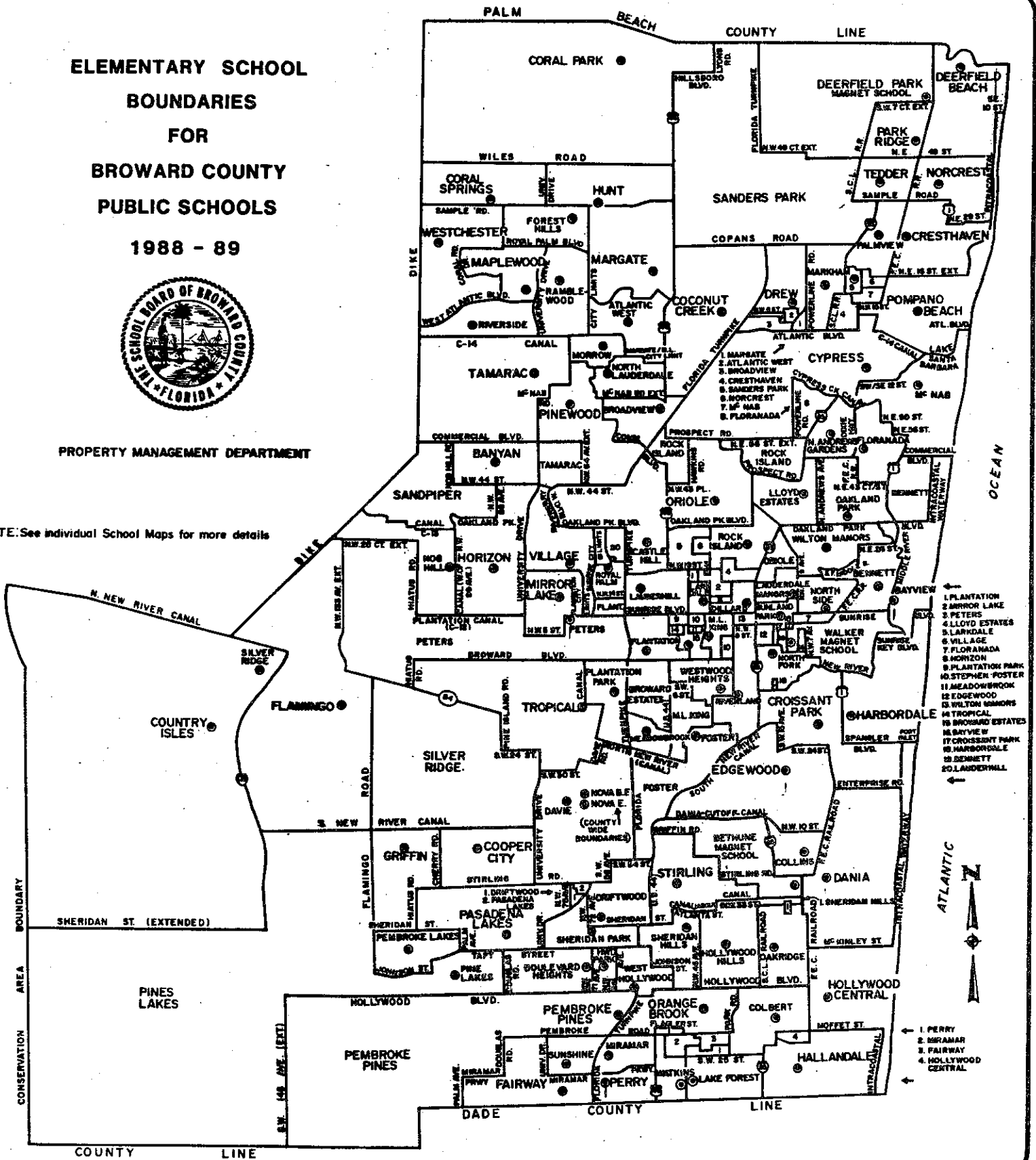
ELEMENTARY SCHOOL BOUNDARIES FOR BROWARD COUNTY PUBLIC SCHOOLS

1988 - 89



PROPERTY MANAGEMENT DEPARTMENT

NOTE: See individual School Maps for more details



ELEMENTARY SCHOOLS
1988/89 SCHOOL YEAR

<u>AREA</u>	<u>PAGE</u>
ATLANTIC WEST.....N.....	1
BANYAN.....C.....	2
BAYVIEW.....C.....	3
BENNETT.....C.....	4
BETHUNE.....S.....	5
BOULEVARD HEIGHTS.S.....	6
BROADVIEW.....N.....	7
BROWARD ESTATES...C.....	8
CASTLE HILL.....C.....	9
COCONUT CREEK.....N.....	10
COLBERT.....S.....	11
COLLINS.....S.....	12
COOPER CITY.....S.....	13
CORAL PARK.....N.....	14
CORAL SPRINGS.....N.....	15
COUNTRY ISLES.....S.....	16
CRESTHAVEN.....N.....	17
CROISSANT PARK....C.....	18
CYPRESS.....N.....	19
DANIA.....S.....	20
DAVIE.....S.....	21
DEERFIELD BEACH...N.....	22
DEERFIELD PARK....N.....	23
DILLARD.....C.....	24
DREW.....N.....	25
DRIFTWOOD.....S.....	26
EDGEWOOD.....C.....	27
FAIRWAY.....S.....	28
FLAMINGO.....S.....	29
FLORANADA.....N.....	30
FOREST HILLS.....N.....	31
FOSTER.....C.....	32
GRIFFIN.....S.....	33
HALLANDALE.....S.....	34
HARBORDALE.....C.....	35
HOLLYWOOD CENTRAL.S.....	36
HOLLYWOOD HILLS...S.....	37
HOLLYWOOD PARK....S.....	38
HORIZON.....C.....	39
HUNT.....N.....	40
MARTIN L. KING....C.....	41
LAKE FOREST.....S.....	42
LARKDALE.....C.....	43
LAUDERDALE MANORS.C.....	44
LAUDERHILL P.T. .C.....	45
LLOYD ESTATES.....N.....	46
MAPLEWOOD.....N.....	47
MARGATE.....N.....	48
MARKHAM.....N.....	49
McNAB.....N.....	50
MEADOWBROOK.....C.....	51

<u>AREA</u>	<u>PAGE</u>
MIRAMAR.....S.....	52
MIRROR LAKE.....C.....	53
MORROW.....N.....	54
NOB HILL.....C.....	55
NORCREST.....N.....	56
N. ANDREWS GDNS...N.....	57
NORTH FORK.....C.....	58
NORTH LAUDERDALE..N.....	59
NORTH SIDE.....C.....	60
NOVA BLANCHE FORMAN.S.....	61
NOVA EISENHOWER...S.....	62
OAKLAND PARK.....N.....	63
OAKRIDGE.....S.....	64
ORANGE BROOK.....S.....	65
ORIOLE.....C.....	66
PALMVIEW.....N.....	67
PARK RIDGE.....N.....	68
PASADENA LAKES....S.....	69
PEMBROKE LAKES....S.....	70
PEMBROKE PINES....S.....	71
PERRY.....S.....	72
PETERS.....C.....	73
PINES LAKES.....S.....	74
PINEWOOD.....N.....	75
PLANTATION.....C.....	76
PLANTATION PARK...C.....	77
POMPANO BEACH.....N.....	78
RAMBLEWOOD.....N.....	79
RIVERLAND.....C.....	80
RIVERSIDE.....N.....	81
ROCK ISLAND.....C.....	82
ROYAL PALM.....C.....	83
SANDERS PARK.....N.....	84
SANDPIPER.....C.....	85
SHERIDAN HILLS....S.....	86
SHERIDAN PARK.....S.....	87
SILVER RIDGE.....S.....	88
STIRLING.....S.....	89
SUNLAND PARK.....C.....	90
SUNSHINE.....S.....	91
TAMARAC.....N.....	92
TEDDER.....N.....	93
TROPICAL.....C.....	94
VILLAGE.....C.....	95
WALKER.....C.....	96
WATKINS.....S.....	97
WESTCHESTER.....N.....	98
WEST HOLLYWOOD....S.....	99
WESTWOOD HEIGHTS..C....	100
WILTON MANORS.....C....	101



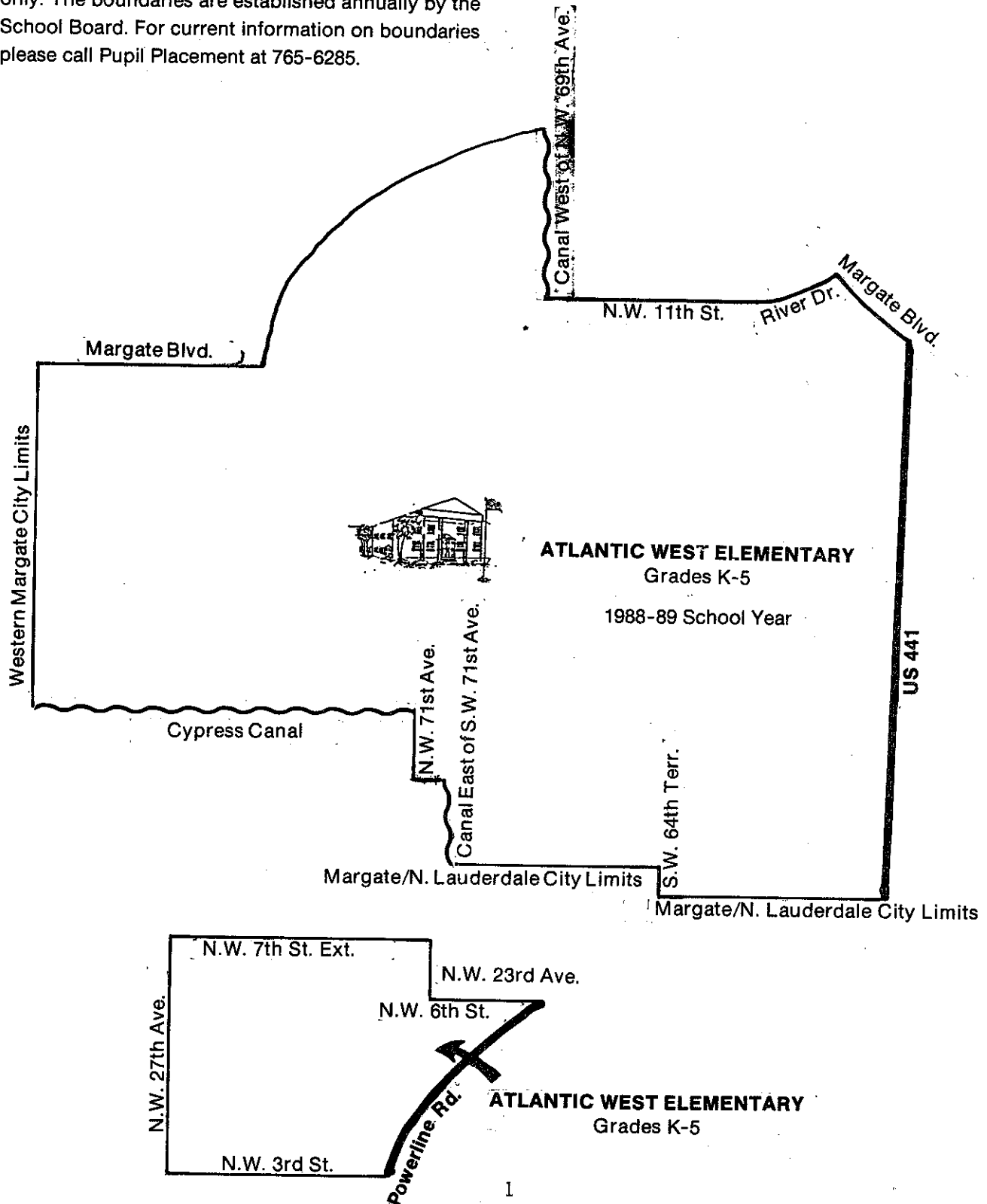
ATLANTIC WEST ELEMENTARY SCHOOL

301 N.W. 69th Terr.

Margate

Phone: 977-2180

Boundaries in this book are for the 1988-89 school year only. The boundaries are established annually by the School Board. For current information on boundaries please call Pupil Placement at 765-6285.





BANYAN ELEMENTARY SCHOOL

8800 N.W. 50th St.

Sunrise

Phone: 741-8022

Boundaries in this book are for the 1988-89 school year only. The boundaries are established annually by the School Board. For current information on boundaries please call Pupil Placement at 765-6285.

Commercial Blvd.

N.W. 100th Ave.



BANYAN ELEMENTARY

Grades K-5

1988-89 School Year

University Dr.

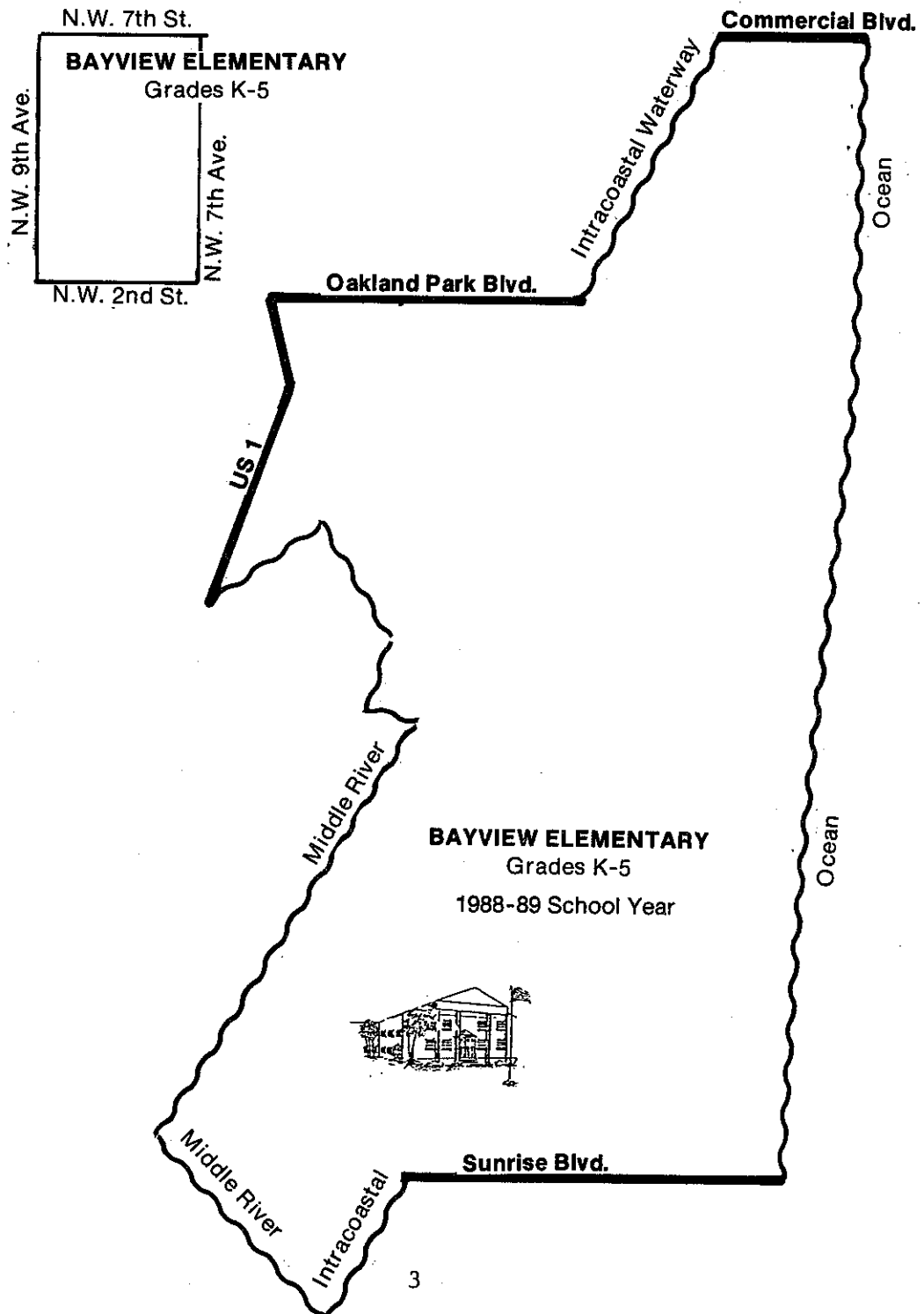
N.W. 44th St.



BAYVIEW ELEMENTARY SCHOOL

1175 Middle River Dr.
Fort Lauderdale
Phone: 566-8361

Boundaries in this book are for the 1988-89 school year only. The boundaries are established annually by the School Board. For current information on boundaries please call Pupil Placement at 765-6285.

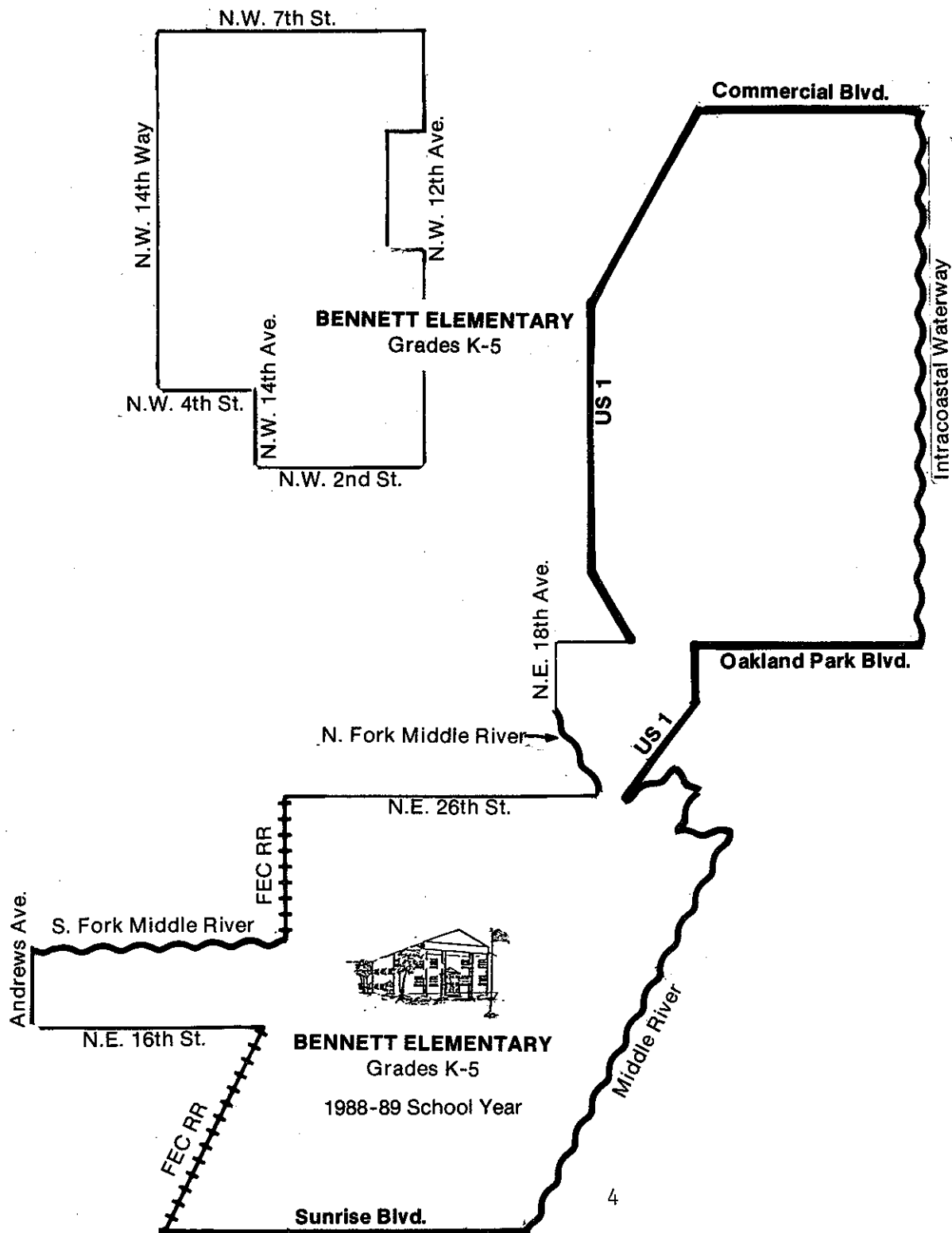




BENNETT ELEMENTARY SCHOOL

1755 N.E. 14th St.
Fort Lauderdale
Phone: 765-6757

Boundaries in this book are for the 1988-89 school year only. The boundaries are established annually by the School Board. For current information on boundaries please call Pupil Placement at 765-6285.



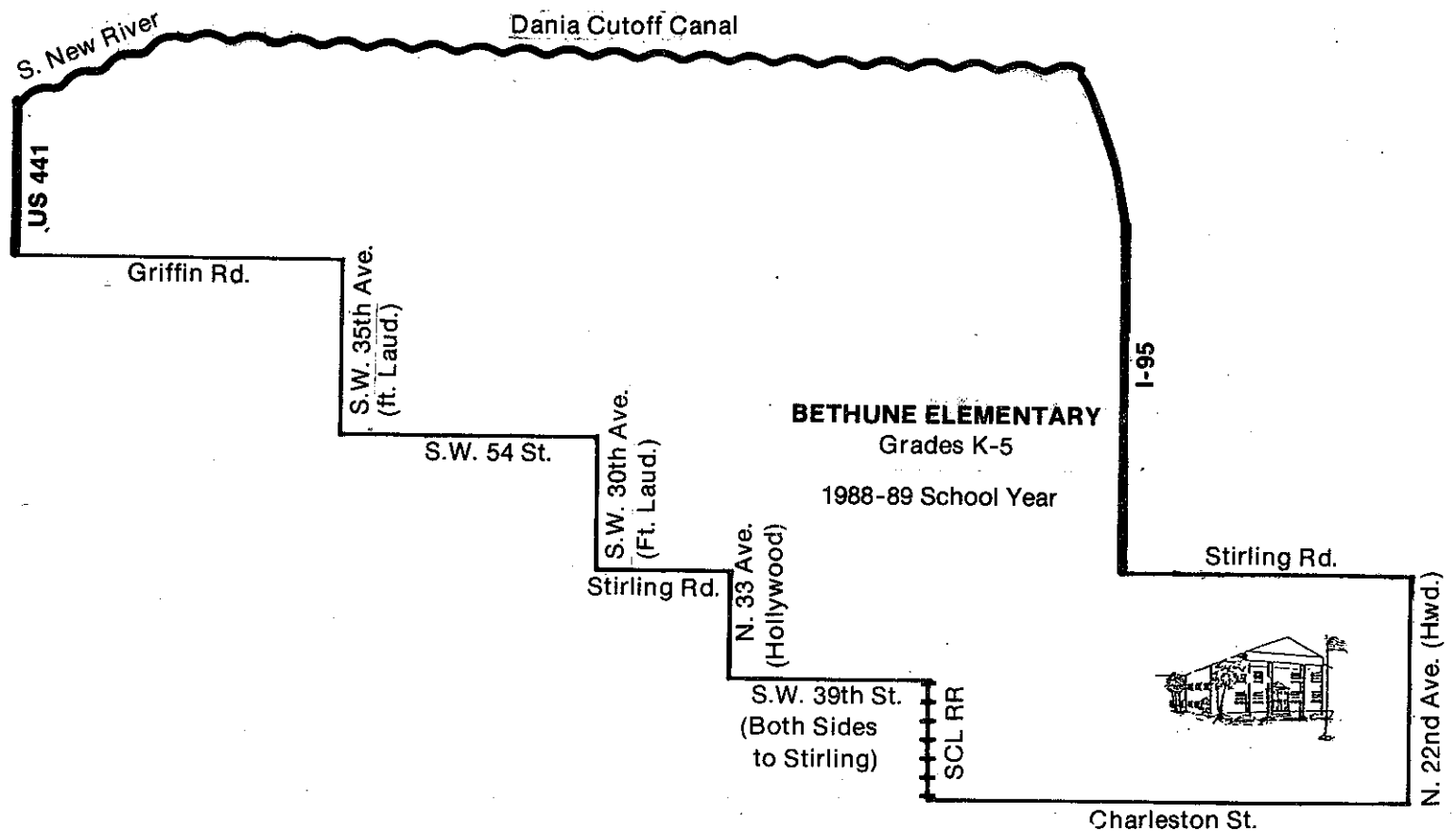


BETHUNE ELEMENTARY

2400 Meade St.
Hollywood
Phone: 921-6882

Boundaries in this book are for the 1988-89 school year only. The boundaries are established annually by the School Board. For current information on boundaries please call Pupil Placement at 765-6285.

A MAGNET SCHOOL FOR THE PERFORMING ARTS: Students living within the boundary area automatically attend this school. Students living within the boundaries of the South Area Elementary Schools may apply for admission to the Performing Arts Program.





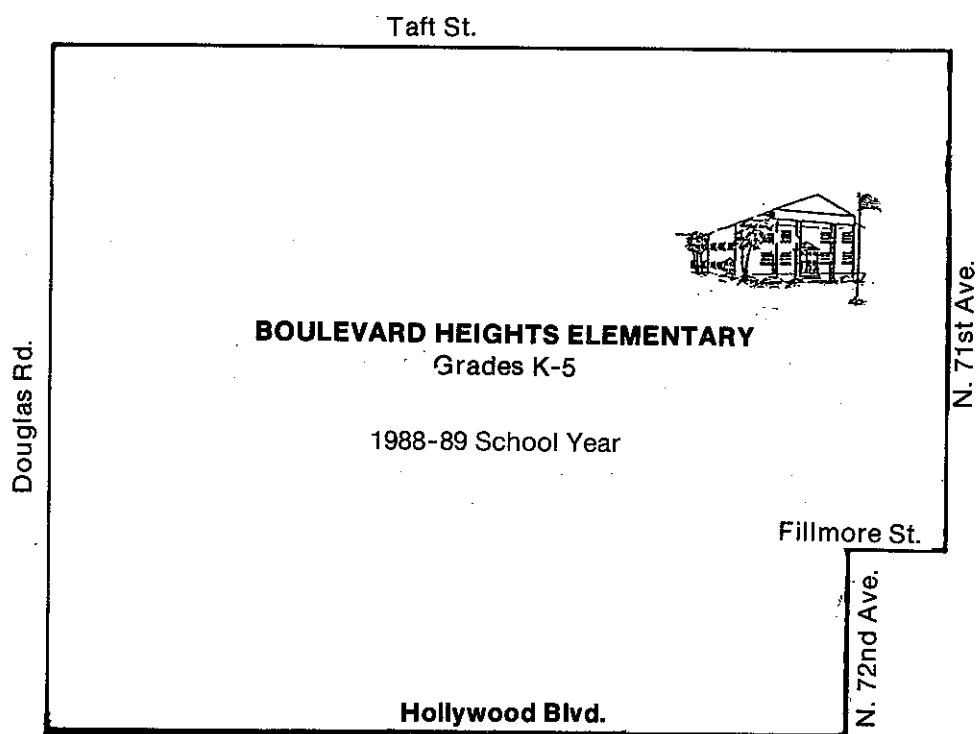
BOULEVARD HEIGHTS ELEMENTARY

7201 Johnson Street

Hollywood

Phone: 985-2820

Boundaries in this book are for the 1988-89 school year only. The boundaries are established annually by the School Board. For current information on boundaries please call Pupil Placement at 765-6285.

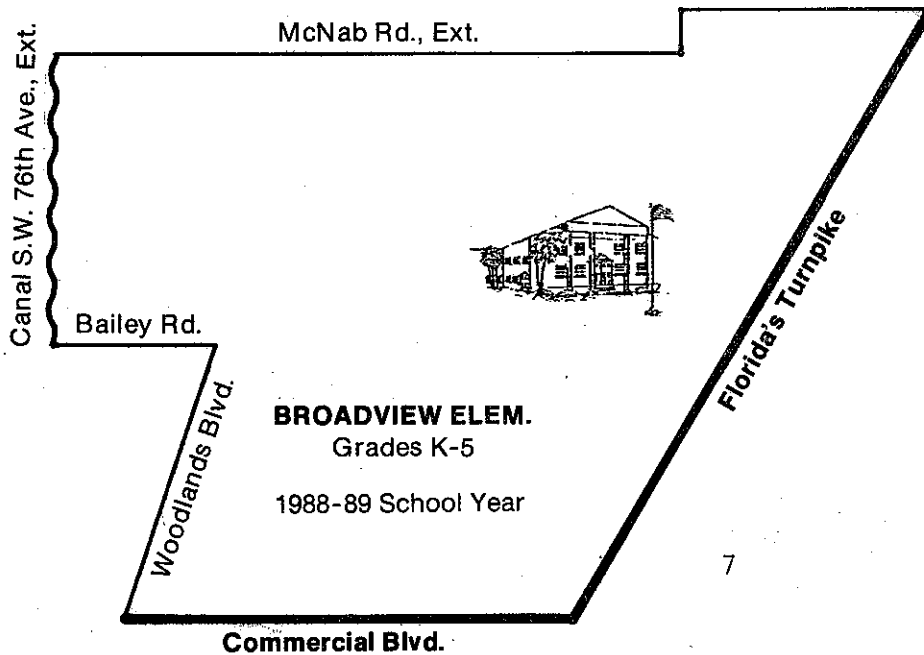
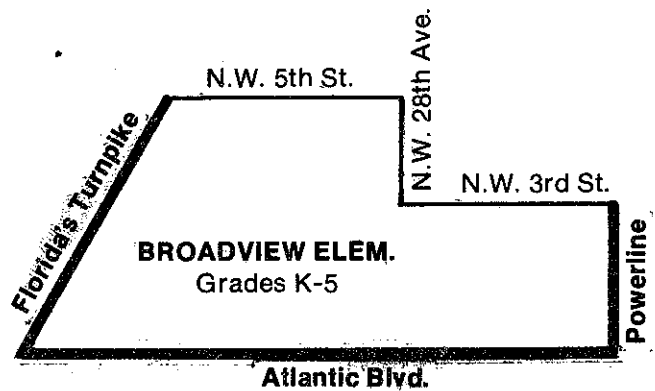




BROADVIEW ELEMENTARY SCHOOL

1800 S.W. 62nd Ave.
Pompano Beach
Phone: 977-3300

Boundaries in this book are for the 1988-89 school year only. The boundaries are established annually by the School Board. For current information on boundaries please call Pupil Placement at 765-6285.



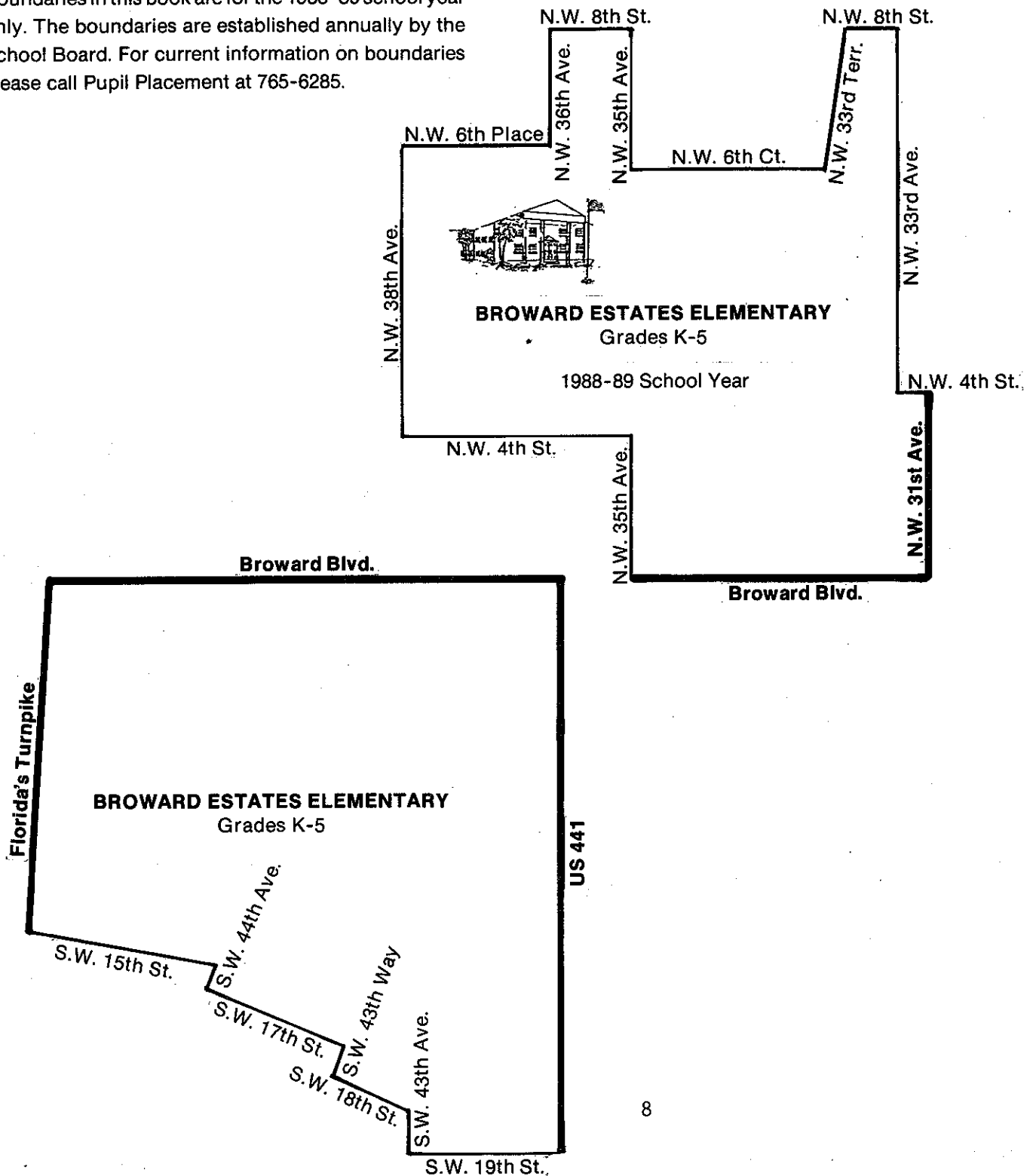
N



BROWARD ESTATES ELEMENTARY

441 N.W. 35th Ave.
Fort Lauderdale
Phone: 583-4524

Boundaries in this book are for the 1988-89 school year only. The boundaries are established annually by the School Board. For current information on boundaries please call Pupil Placement at 765-6285.





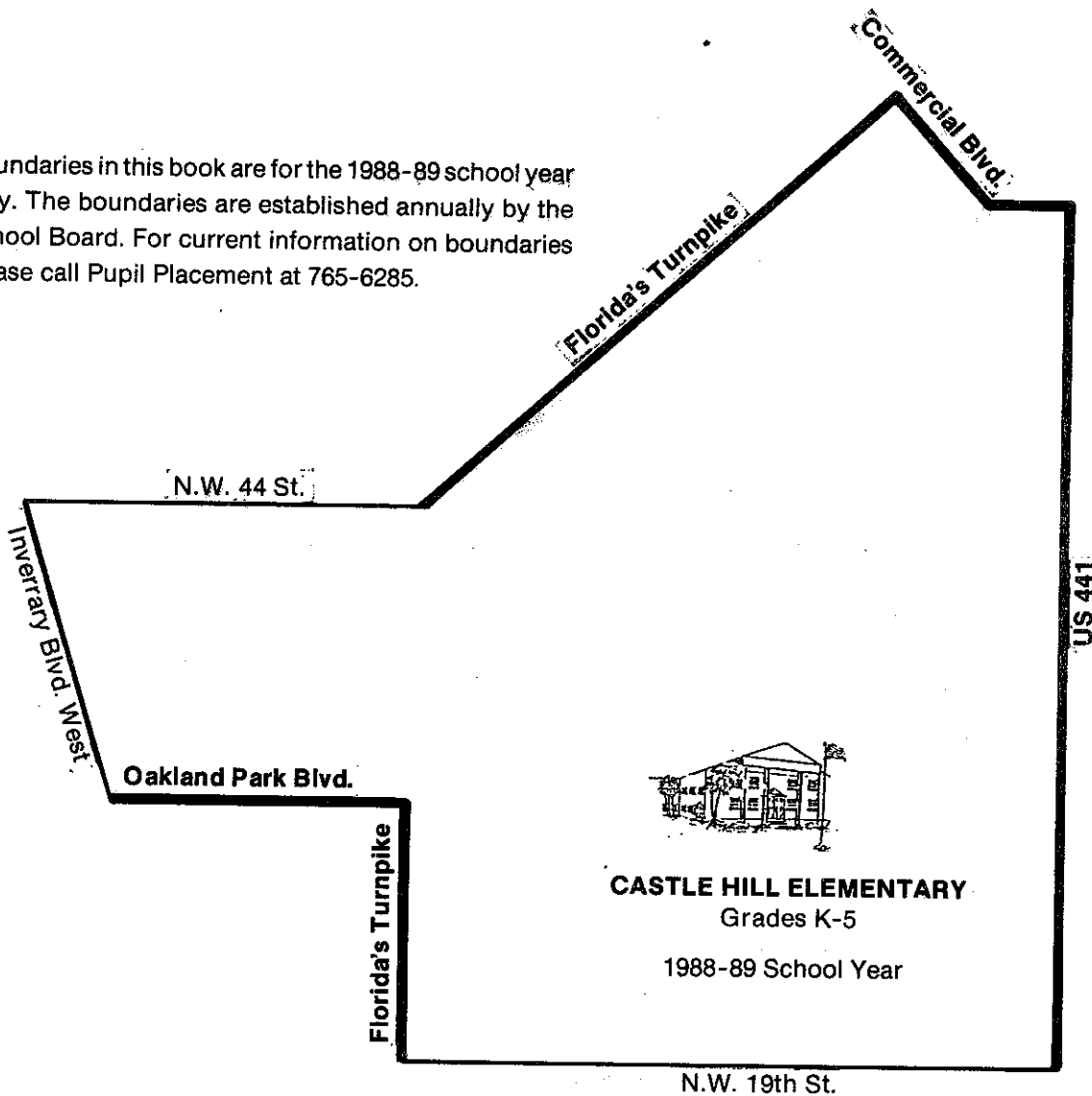
CASTLE HILL ELEMENTARY

2640 N.W. 46th Ave.

Lauderhill

Phone: 733-2060

Boundaries in this book are for the 1988-89 school year only. The boundaries are established annually by the School Board. For current information on boundaries please call Pupil Placement at 765-6285.





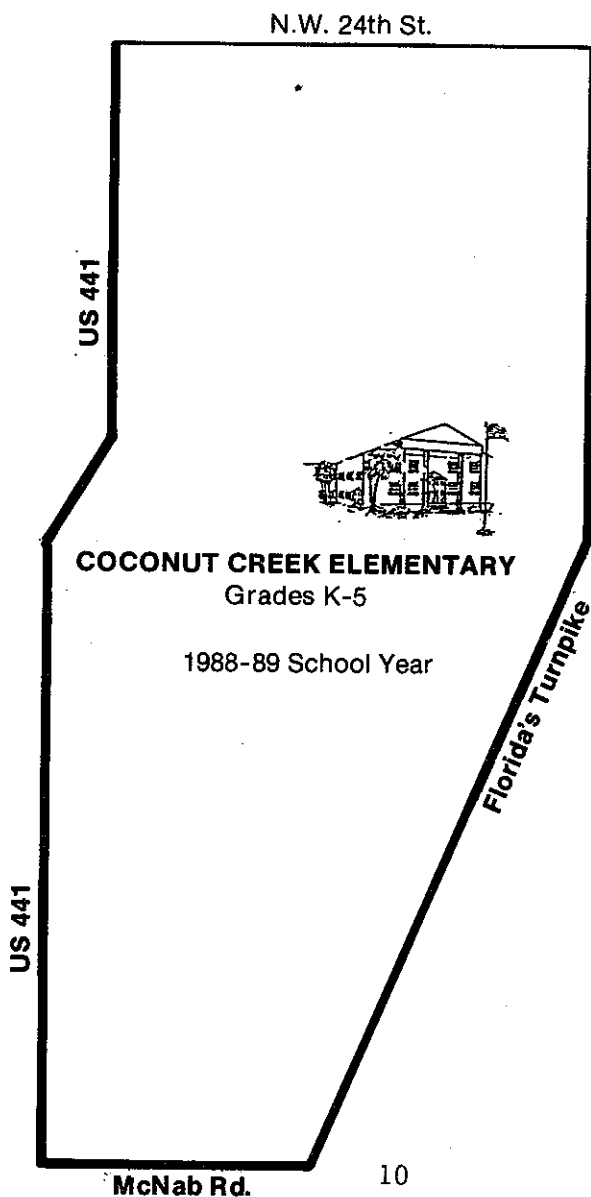
COCONUT CREEK ELEMENTARY SCHOOL

500 N.W. 45th Ave.

Pompano Beach

Phone: 977-2220

Boundaries in this book are for the 1988-89 school year only. The boundaries are established annually by the School Board. For current information on boundaries please call Pupil Placement at 765-6285.

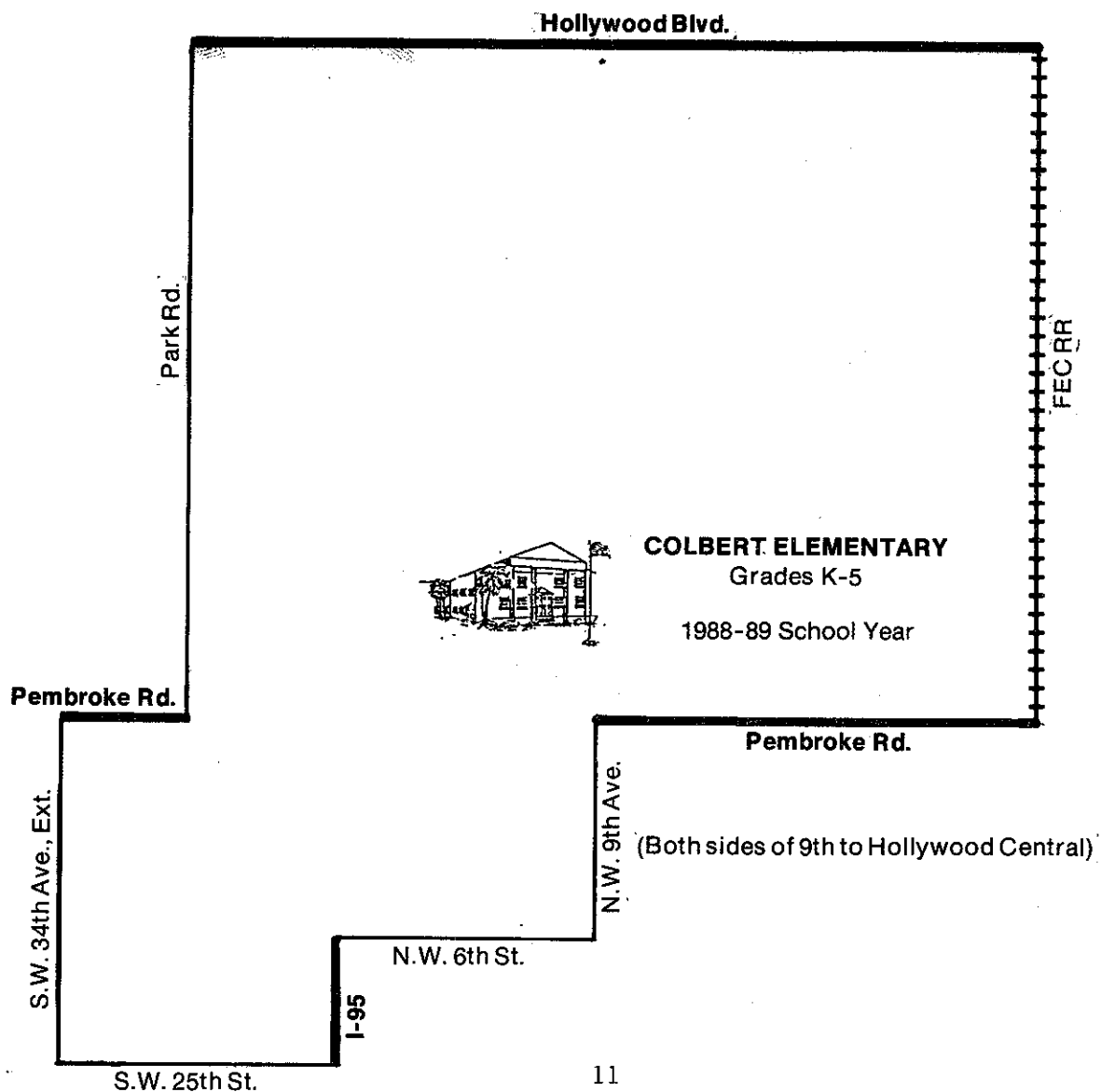




COLBERT ELEMENTARY SCHOOL

2701 Plunkett St.
Hollywood
Phone: 921-6445

Boundaries in this book are for the 1988-89 school year only. The boundaries are established annually by the School Board. For current information on boundaries please call Pupil Placement at 765-6285.





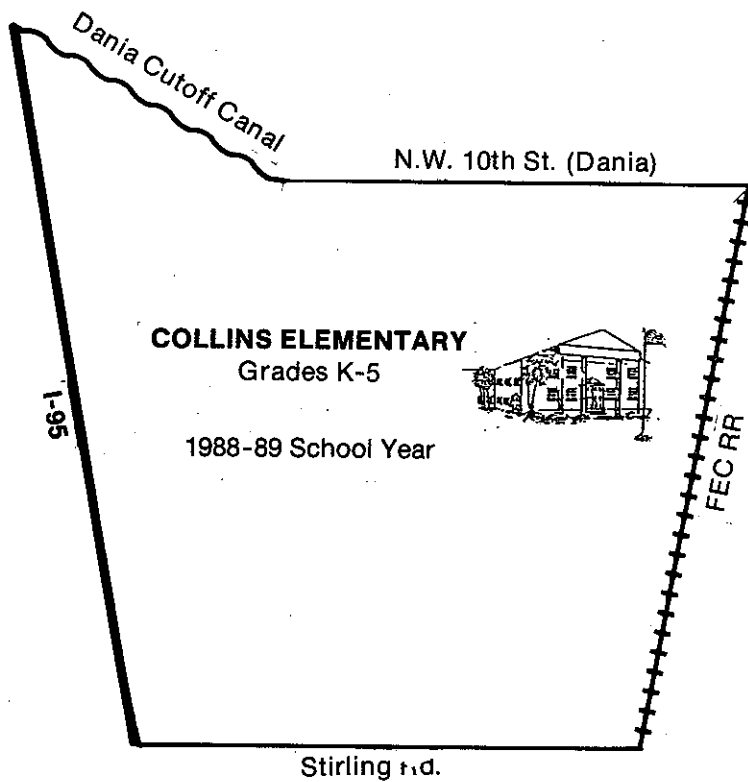
COLLINS ELEMENTARY SCHOOL

1050 N.W. 2nd St.

Dania

Phone: 922-4516

Boundaries in this book are for the 1988-89 school year only. The boundaries are established annually by the School Board. For current information on boundaries please call Pupil Placement at 765-6285.

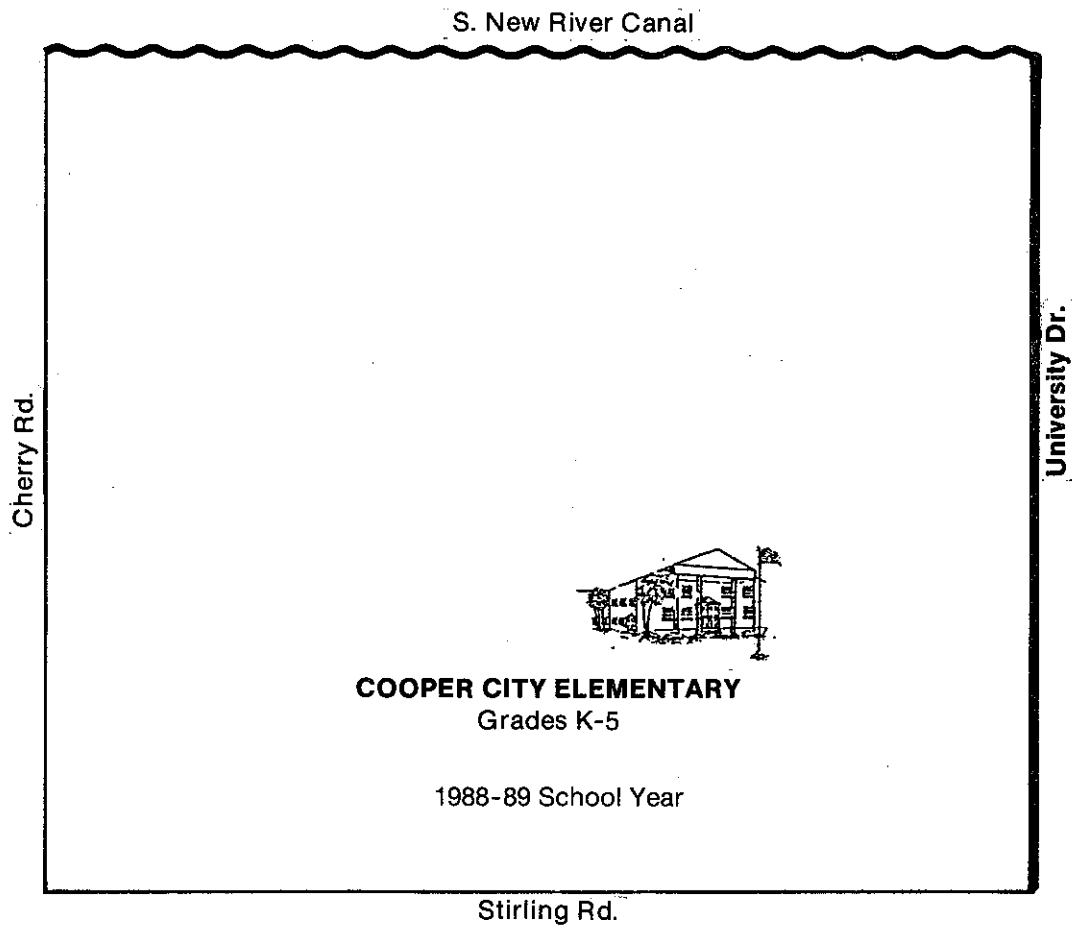




COOPER CITY ELEMENTARY

5080 S.W. 92nd Ave.
Cooper City
Phone: 680-1150

Boundaries in this book are for the 1988-89 school year only. The boundaries are established annually by the School Board. For current information on boundaries please call Pupil Placement at 765-6285.



CORAL PARK ELEMENTARY


7400 Parkside Dr.*
Parkland Fl. 33067
341-0400



* temporary location

Boundaries in this book are for the 1988-89 school year only. The boundaries are established annually by the School Board. For current information on boundaries please call Pupil Placement at 765-6285.

Palm Beach County Line





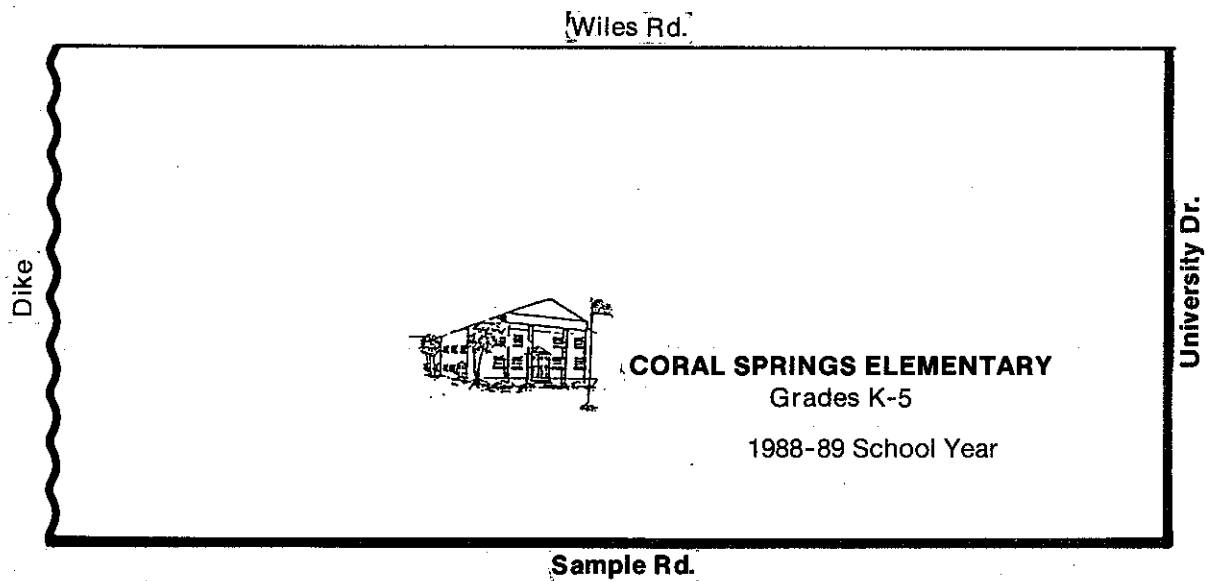
CORAL SPRINGS ELEMENTARY SCHOOL

3601 N.W. 110th Ave.

Coral Springs

Phone: 344-5800

Boundaries in this book are for the 1988-89 school year only. The boundaries are established annually by the School Board. For current information on boundaries please call Pupil Placement at 765-6285.

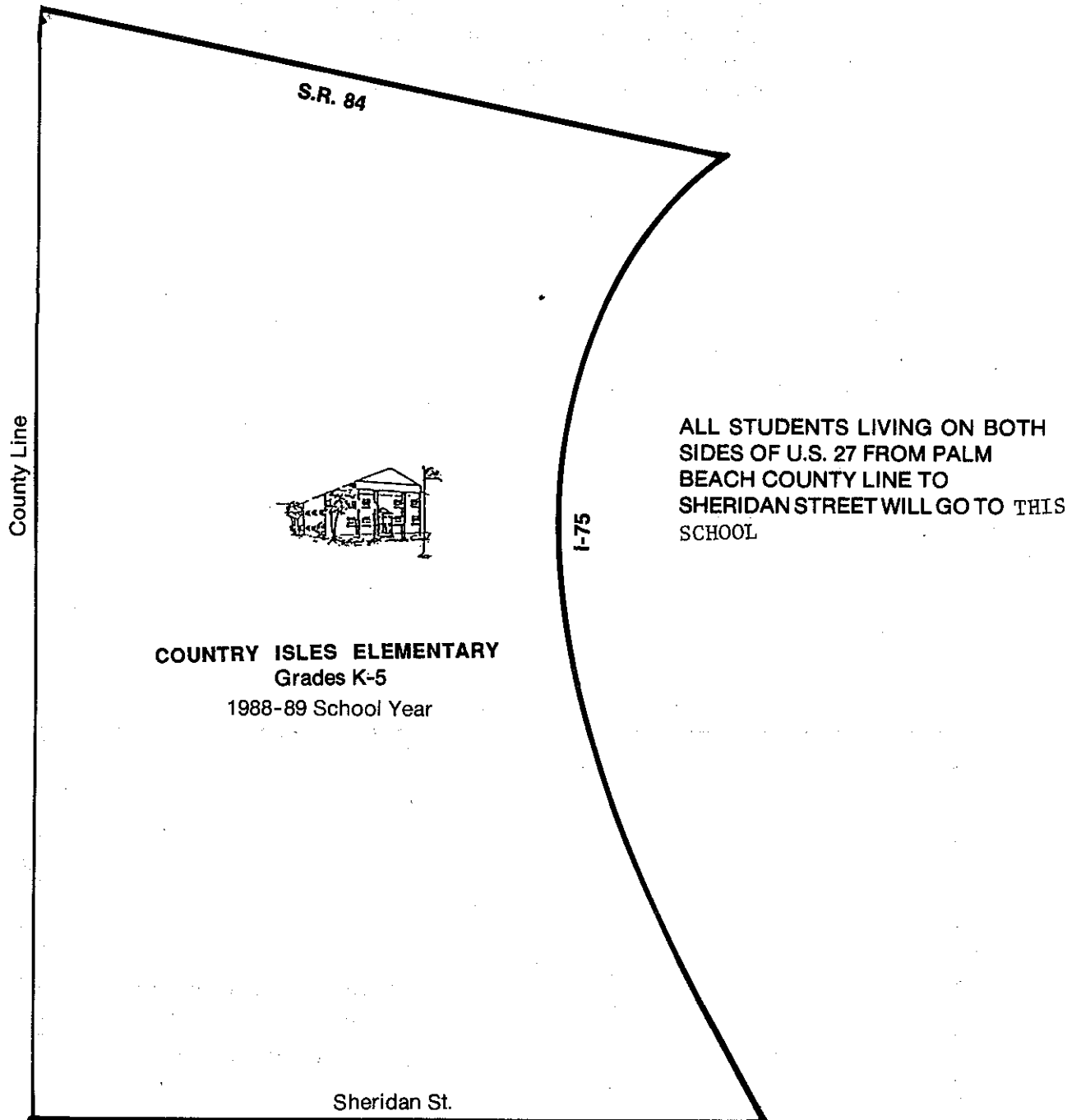


COUNTRY ISLES ELEMENTARY

2300 County Isles Rd.
Ft. Lauderdale, FL 33326
Phone: 384-5110



Boundaries in this book are for the 1988-89 school year only. The boundaries are established annually by the School Board. For current information on boundaries please call Pupil Placement at 765-6285.

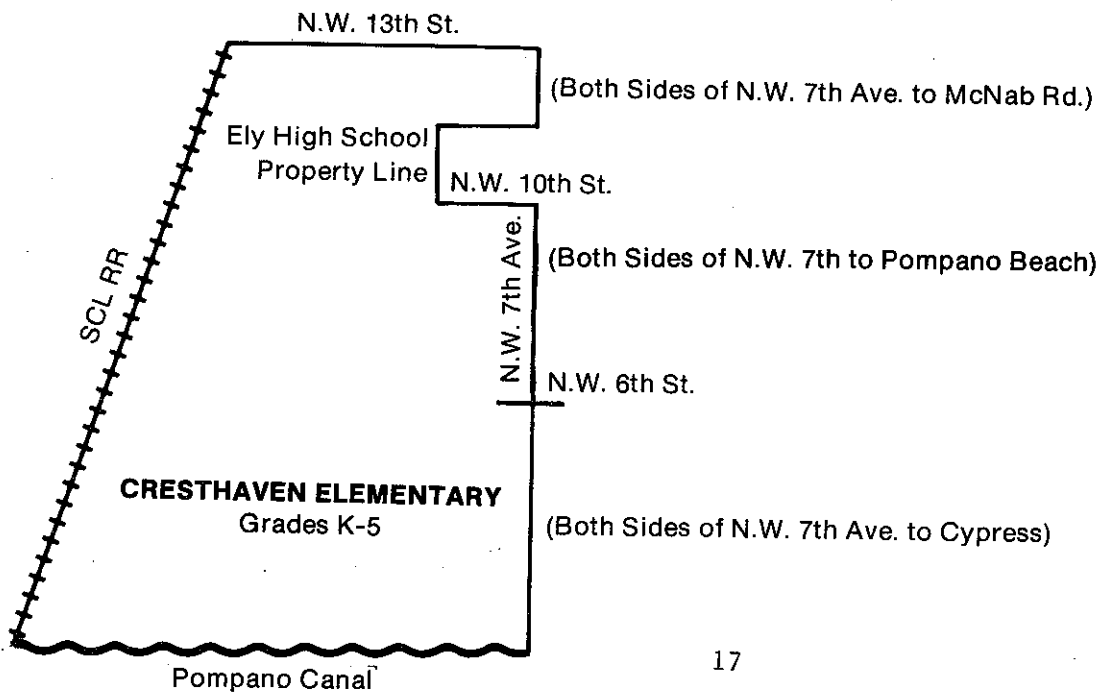
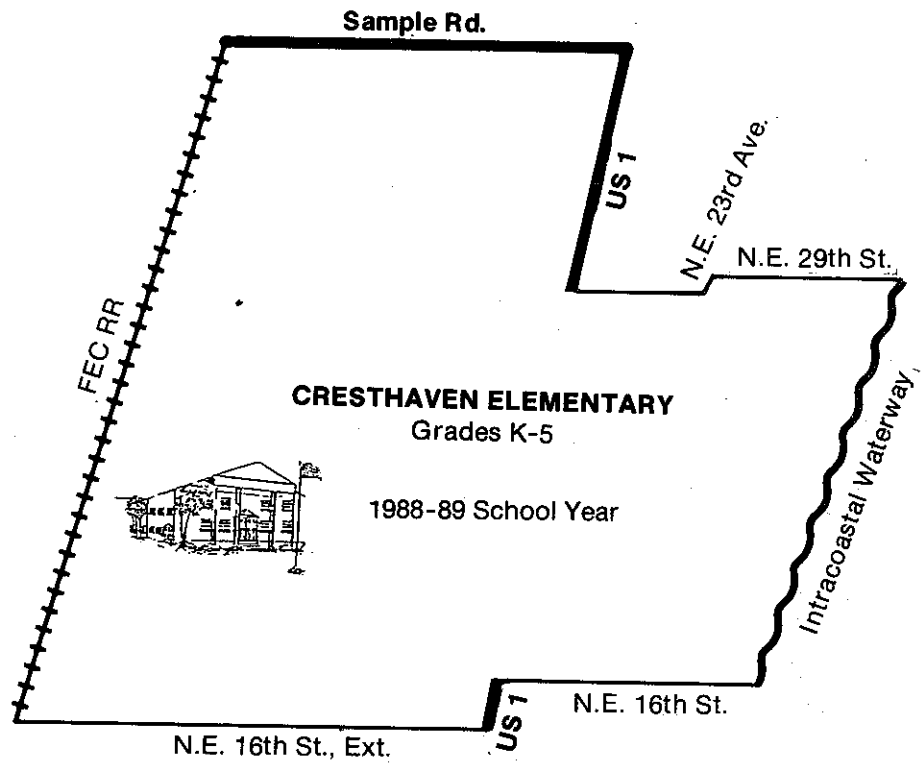


CRESTHAVEN ELEMENTARY SCHOOL

801 N.E. 25th St.
Pompano Beach
Phone: 786-3535



Boundaries in this book are for the 1988-89 school year only. The boundaries are established annually by the School Board. For current information on boundaries please call Pupil Placement at 765-6285.

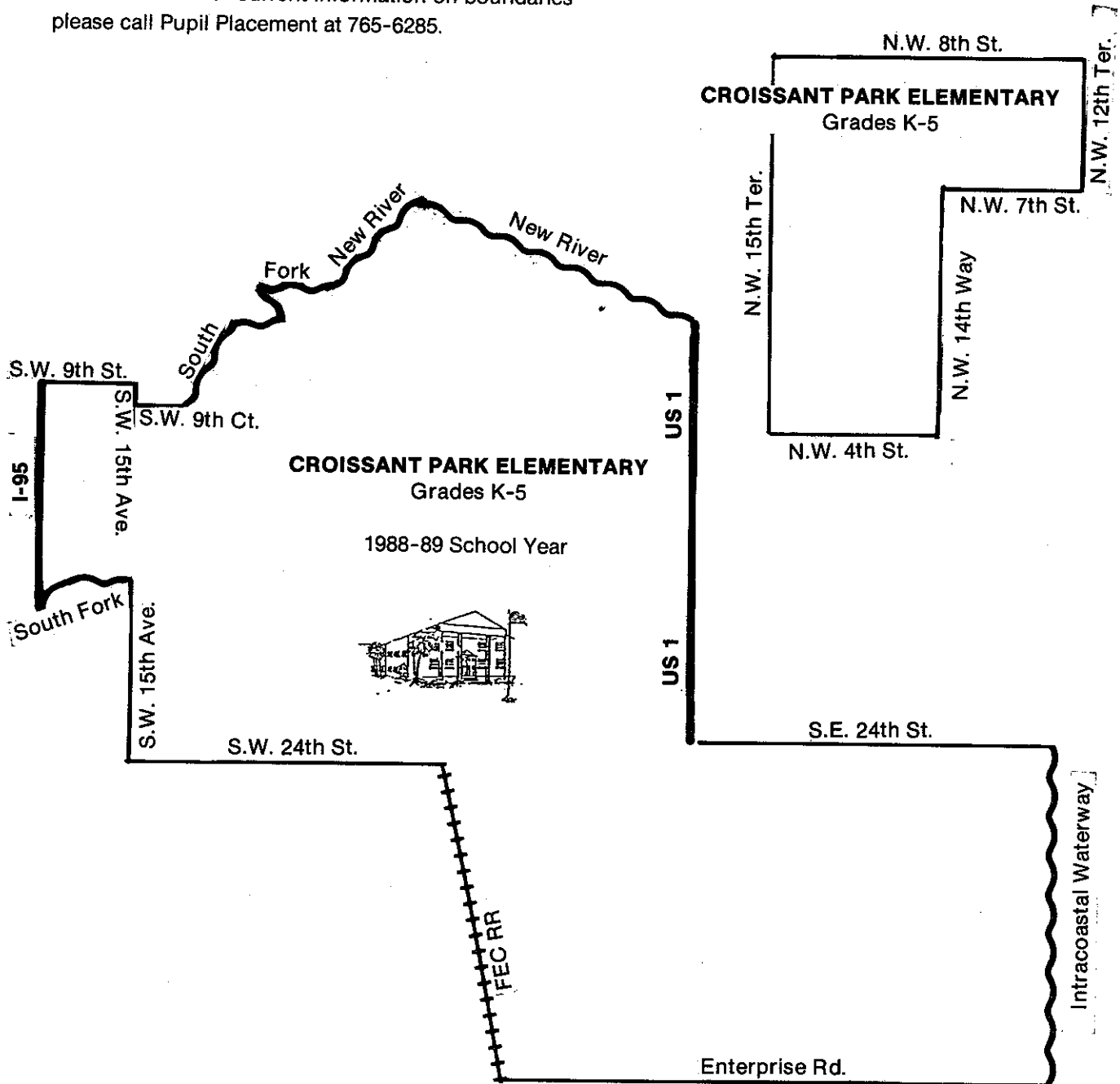


CROISSANT PARK ELEMENTARY SCHOOL

1800 S.W. 4th Ave.
Fort Lauderdale, Florida
Phone: 765-6850



Boundaries in this book are for the 1988-89 school year only. The boundaries are established annually by the School Board. For current information on boundaries please call Pupil Placement at 765-6285.

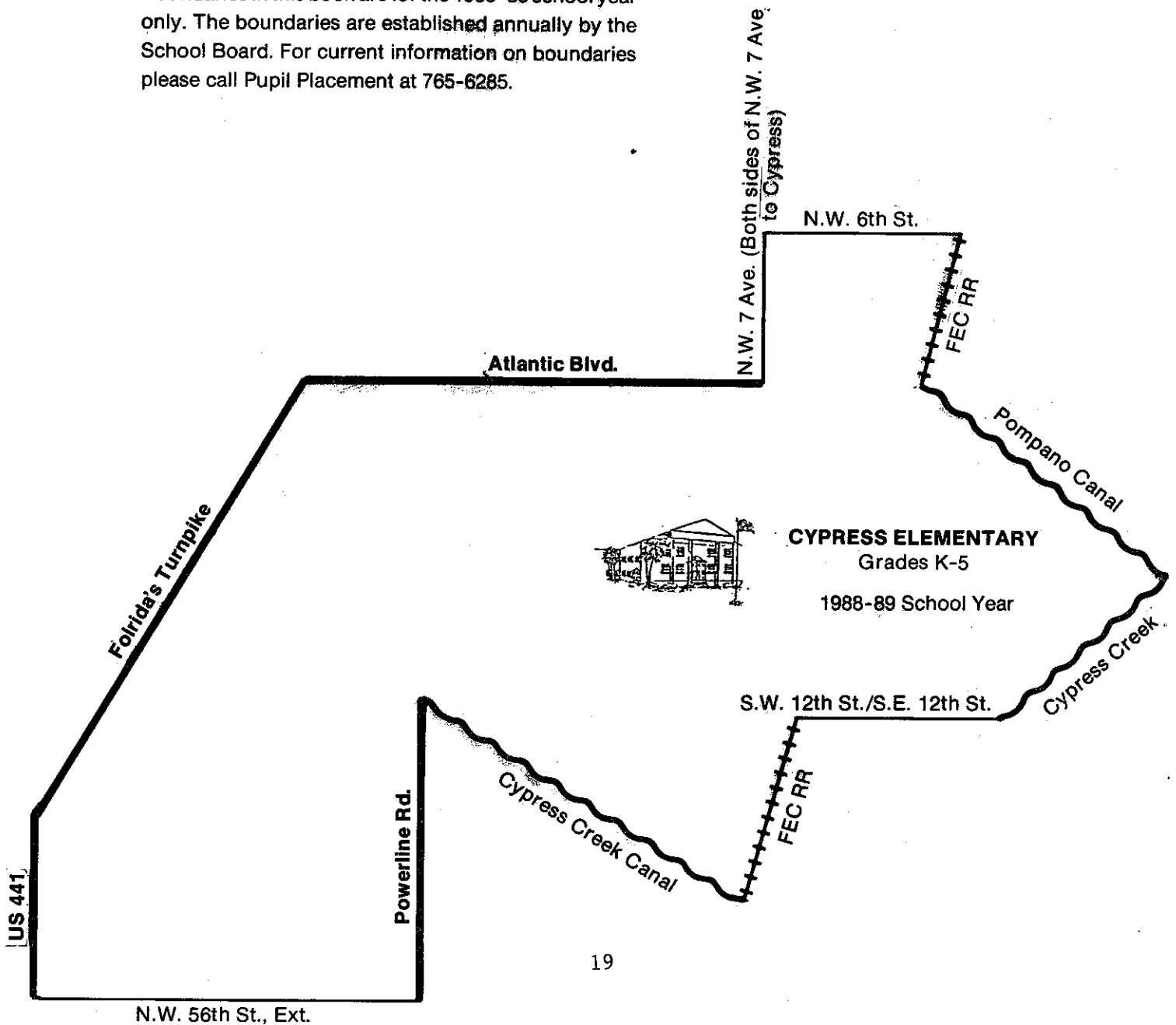




CYPRESS ELEMENTARY SCHOOL

851 S.W. 3rd Ave.
Pompano Beach
Phone: 786-3500

Boundaries in this book are for the 1988-89 school year only. The boundaries are established annually by the School Board. For current information on boundaries please call Pupil Placement at 765-6285.





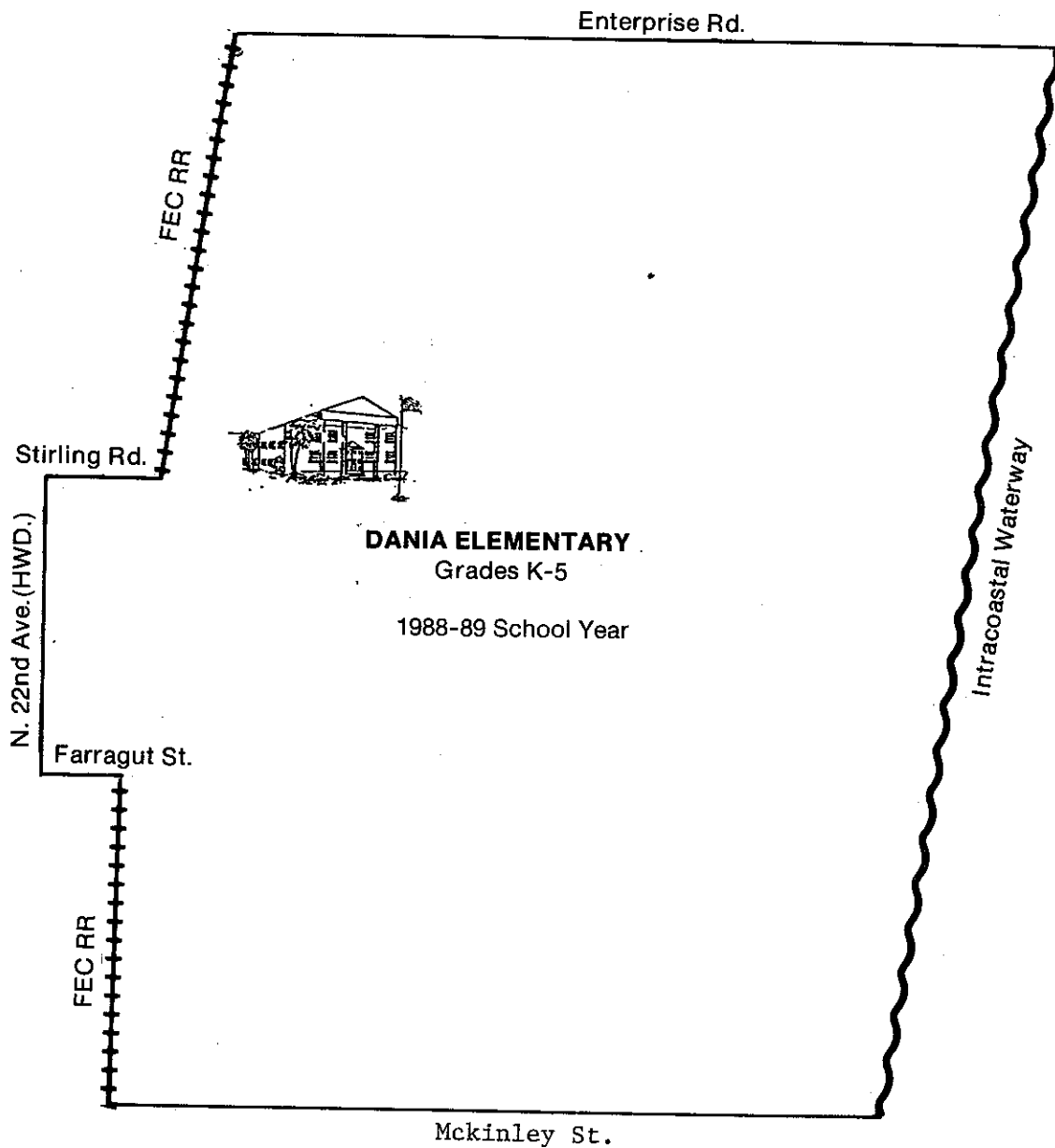
DANIA ELEMENTARY SCHOOL

300 S.E. 2nd Ave.

Dania

Phone: 921-8103

Boundaries in this book are for the 1988-89 school year only. The boundaries are established annually by the School Board. For current information on boundaries please call Pupil Placement at 765-6285.





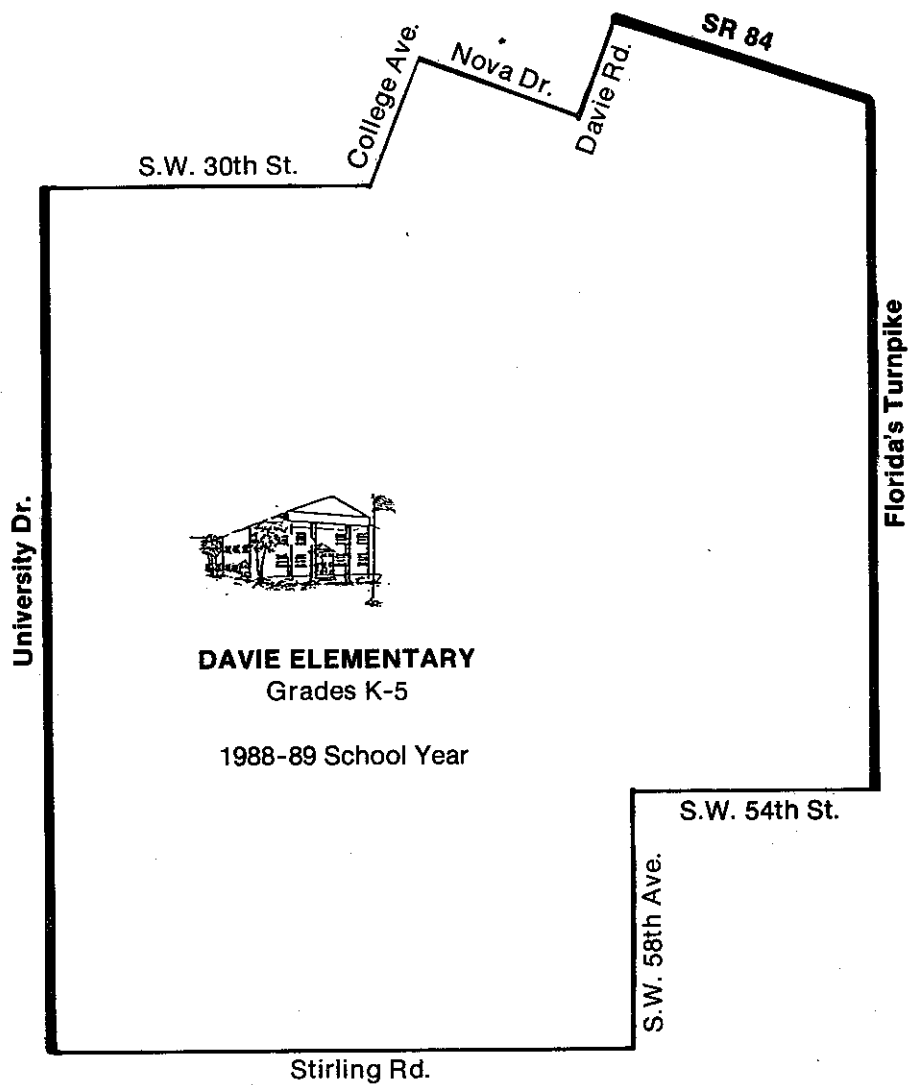
DAVIE ELEMENTARY SCHOOL

7025 S.W. 39th St.

Davie

Phone: 475-0320

Boundaries in this book are for the 1988-89 school year only. The boundaries are established annually by the School Board. For current information on boundaries please call Pupil Placement at 765-6285.

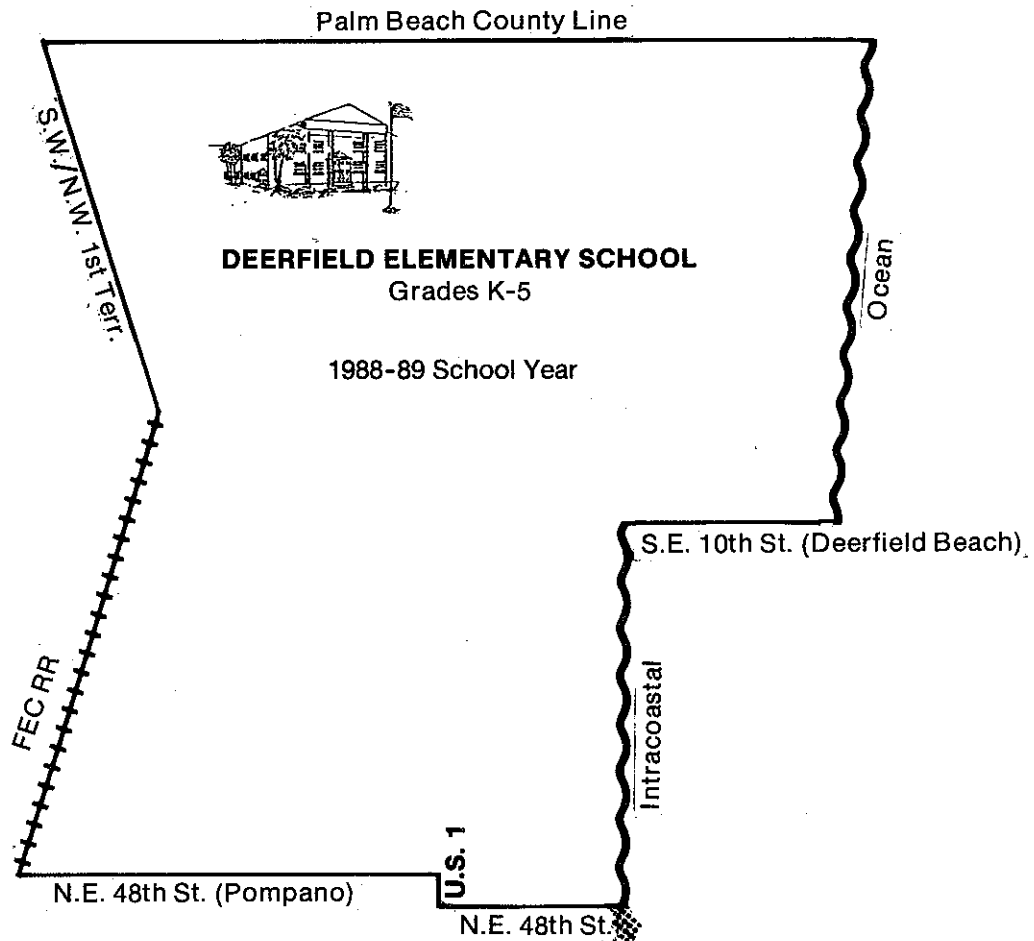




DEERFIELD BEACH ELEMENTARY SCHOOL

650 N.E. 1st Street
Deerfield Beach
Phone: 481-5757

Boundaries in this book are for the 1988-89 school year only. The boundaries are established annually by the School Board. For current information on boundaries please call Pupil Placement at 765-6285.





DEERFIELD PARK ELEMENTARY SCHOOL

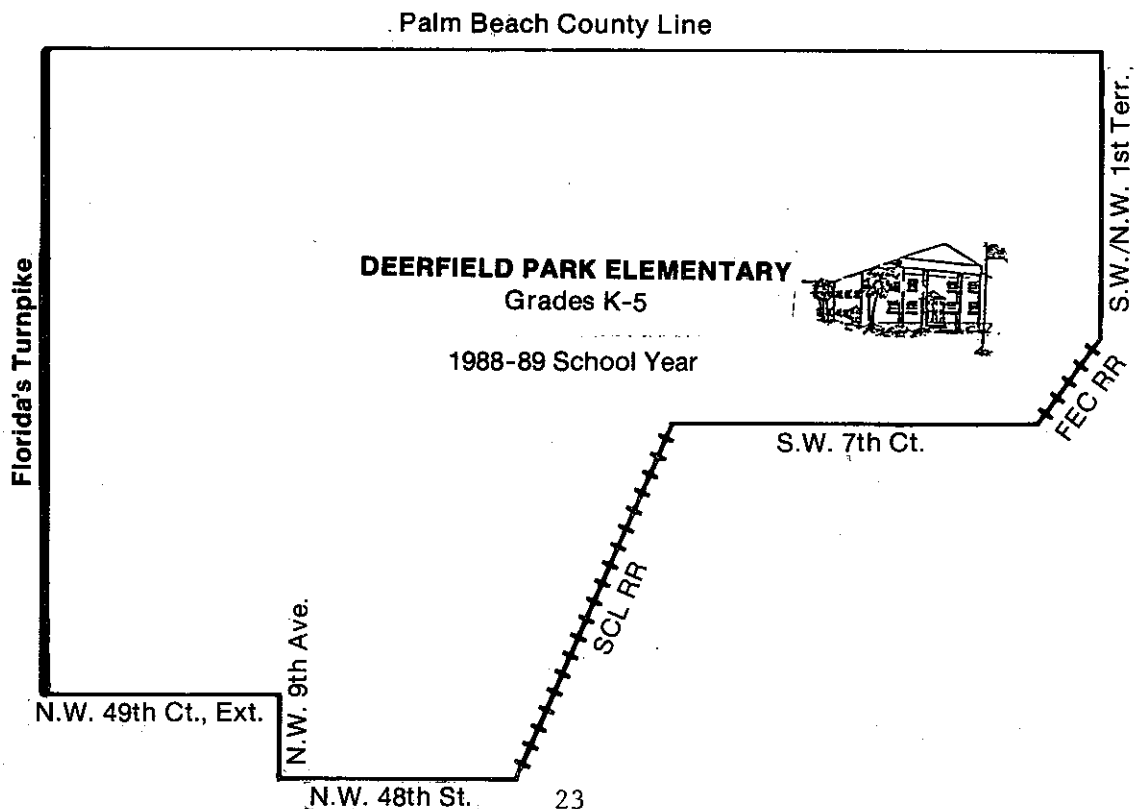
627 S.W. 2nd Avenue

Deerfield Park

Phone: 481-5770

A MAGNET SCHOOL FOR SCIENCE AND THE PERFORMING ARTS. Students within the boundary area automatically attend this school. Students living within the combined boundaries of the North Area Elementary Schools may apply for admission to these programs.

Boundaries in this book are for the 1988-89 school year only. The boundaries are established annually by the School Board. For current information on boundaries please call Pupil Placement at 765-6285.

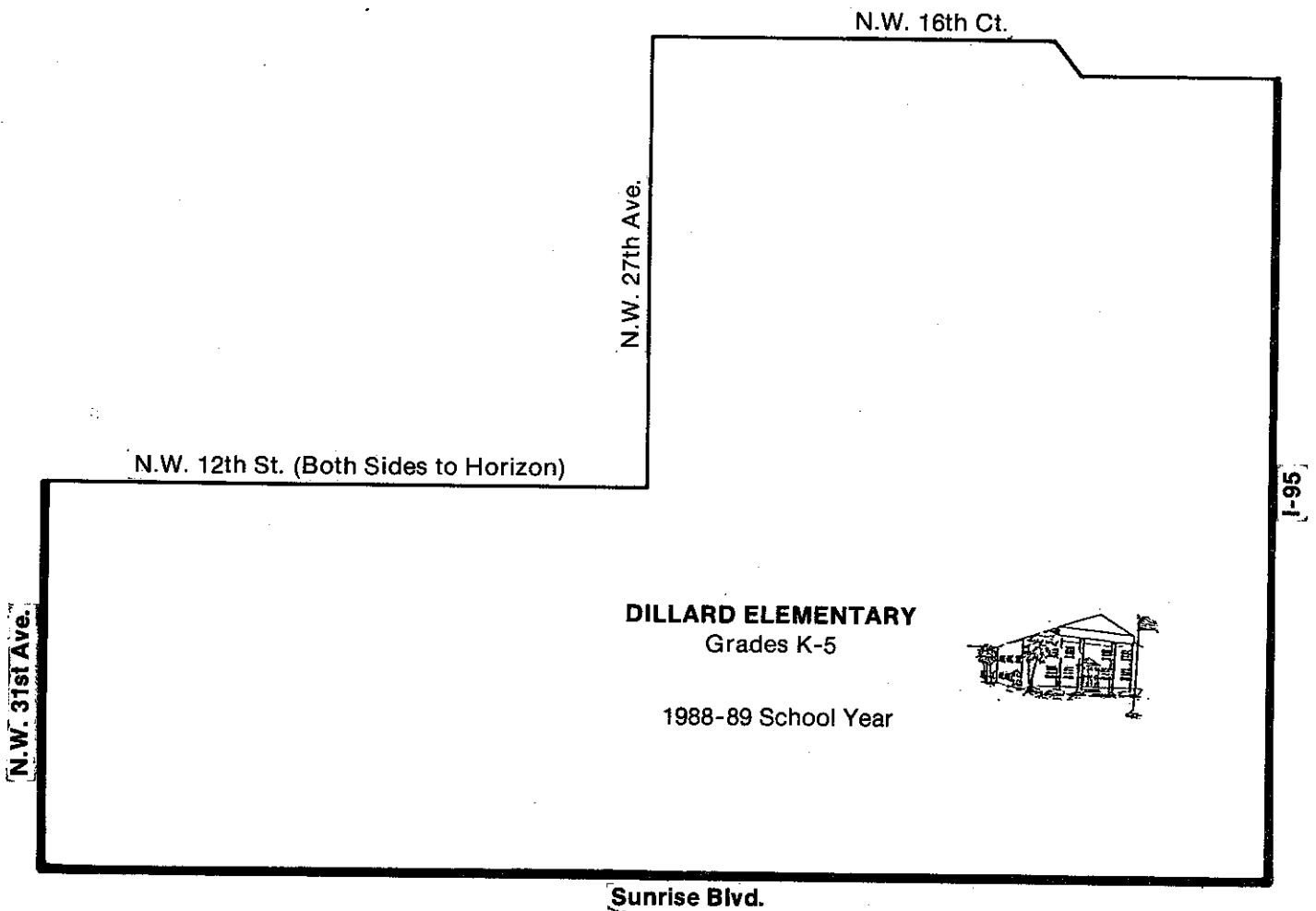




DILLARD ELEMENTARY SCHOOL

2365 N.W. 11th St.
Fort Lauderdale
Phone: 581-3730

Boundaries in this book are for the 1988-89 school year only. The boundaries are established annually by the School Board. For current information on boundaries please call Pupil Placement at 765-6285.

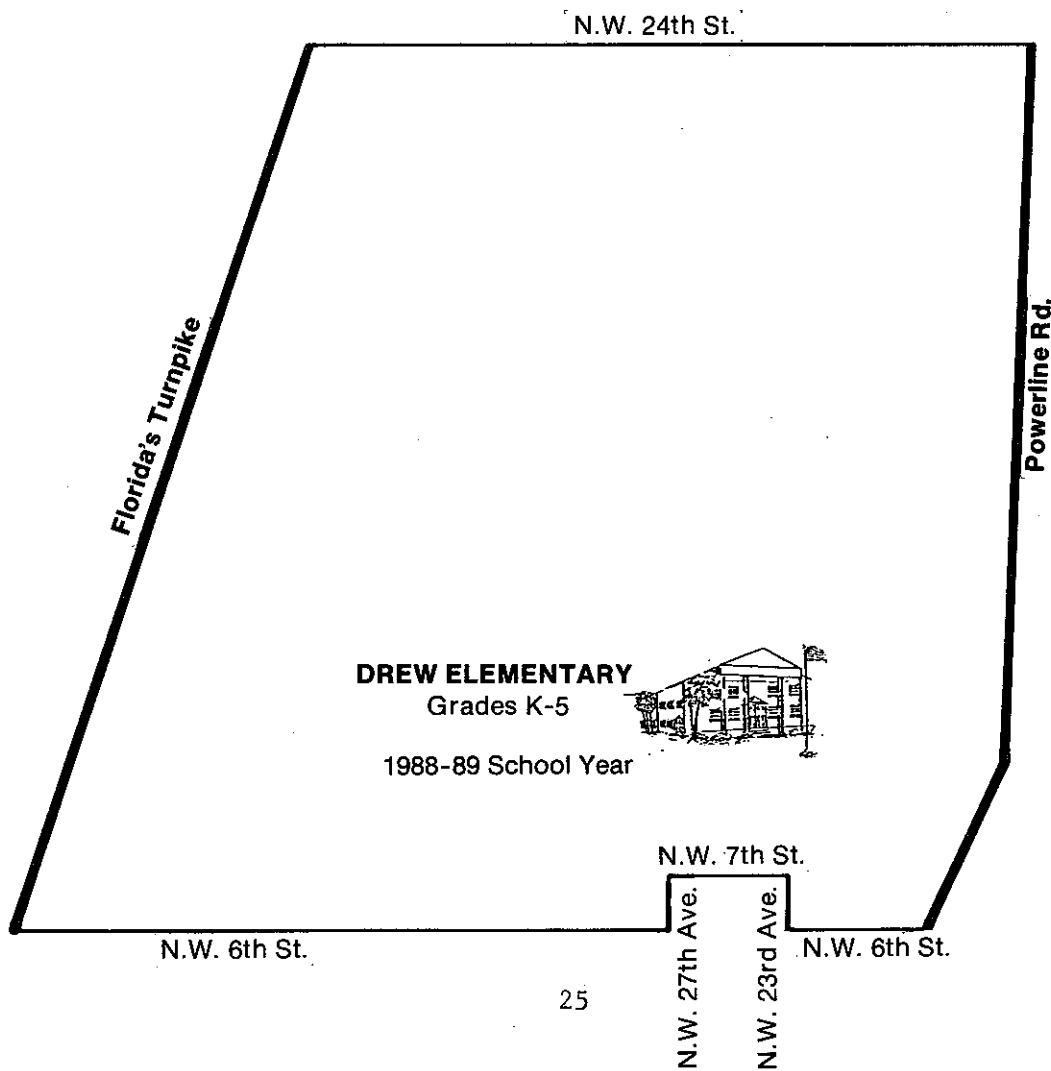




DREW ELEMENTARY

2600 N.W. 9th Ct.
Pompano Beach
Phone: 977-2250

Boundaries in this book are for the 1988-89 school year only. The boundaries are established annually by the School Board. For current information on boundaries please call Pupil Placement at 765-6285.

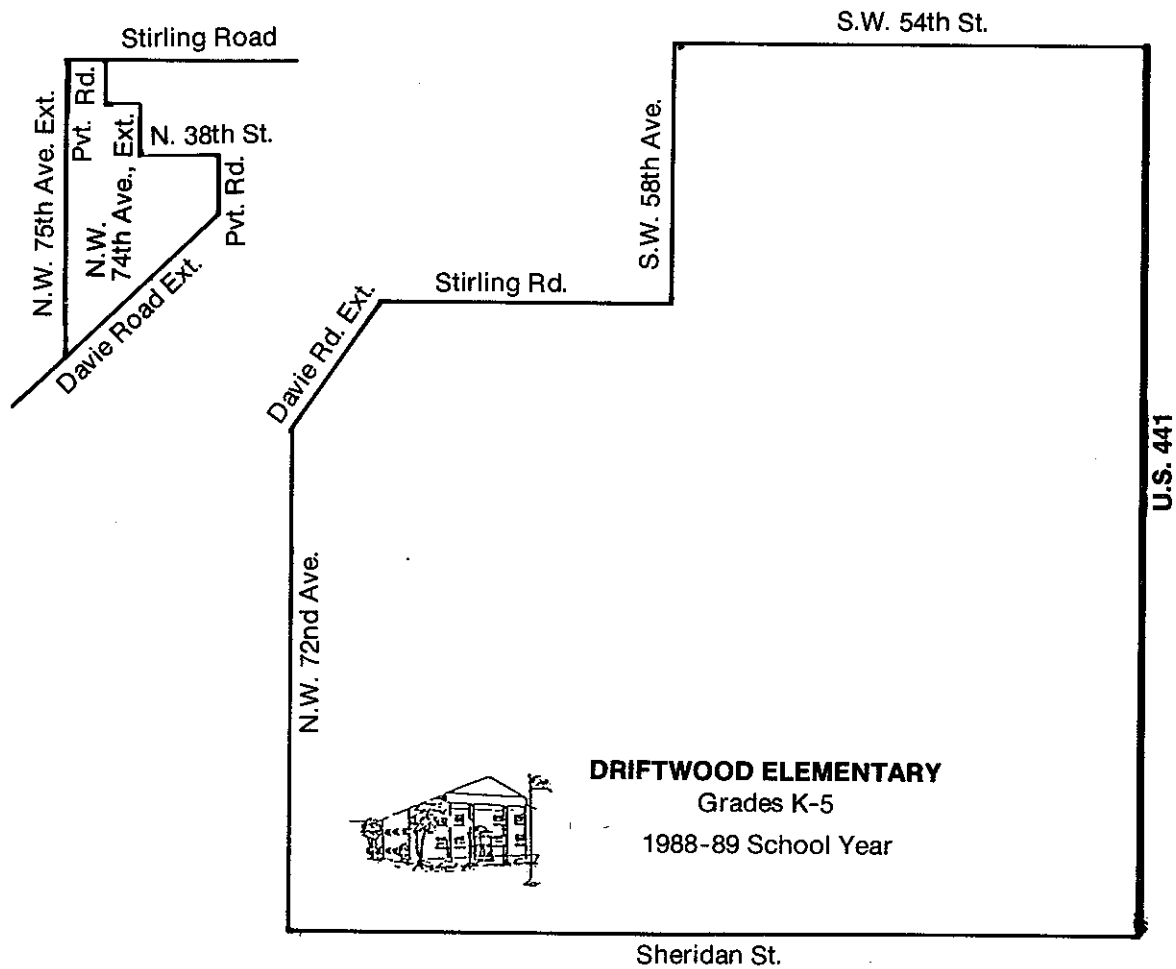




DRIFTWOOD ELEMENTARY SCHOOL

2700 N. 69th Ave.
Hollywood
Phone: 985-3050

Boundaries in this book are for the 1988-89 school year only. The boundaries are established annually by the School Board. For current information on boundaries please call Pupil Placement at 765-6285.

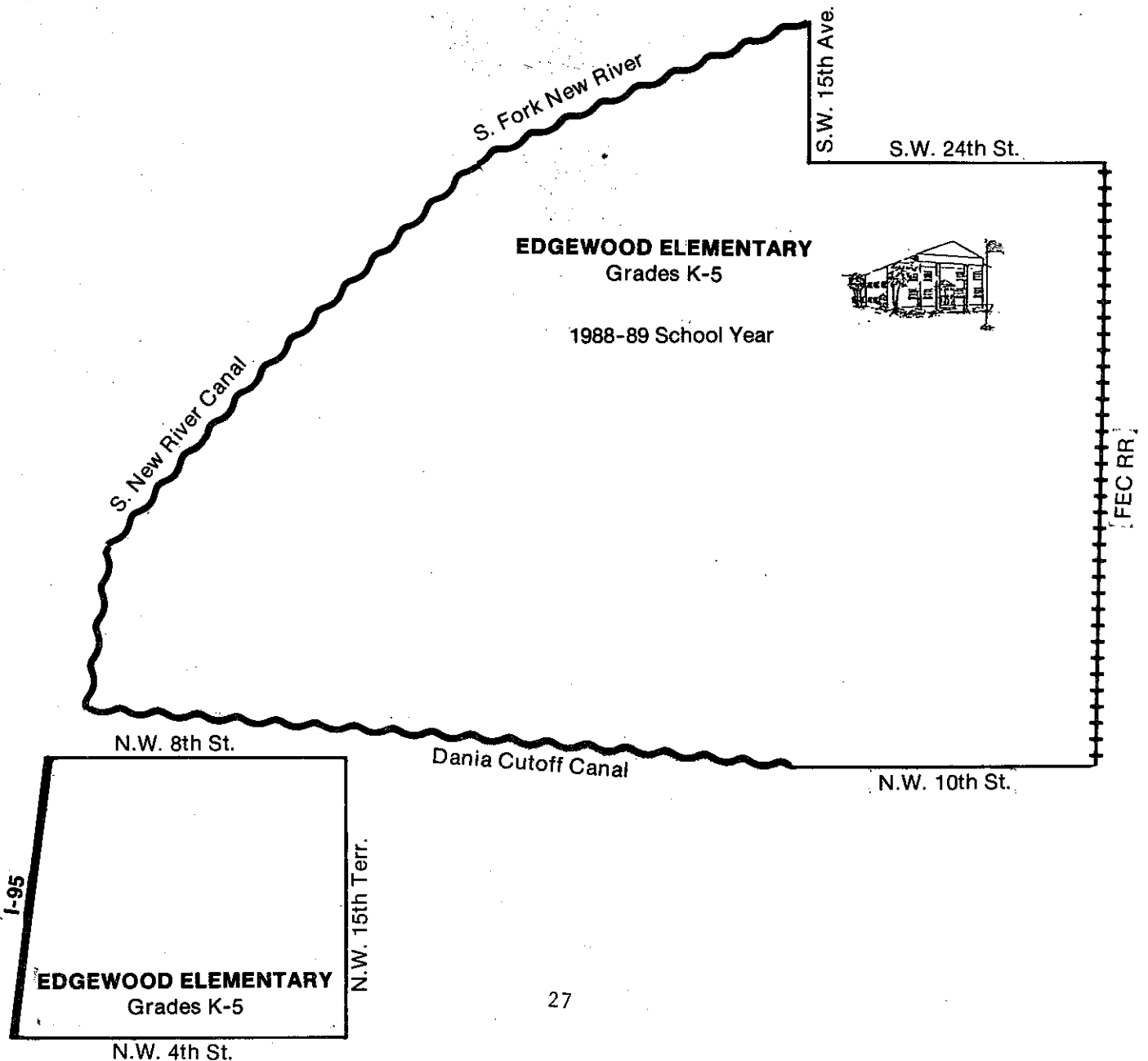




EDGEWOOD ELEMENTARY SCHOOL

1300 S.W. 32nd Ct.
Fort Lauderdale
Phone: 765-6858

Boundaries in this book are for the 1988-89 school year only. The boundaries are established annually by the School Board. For current information on boundaries please call Pupil Placement at 765-6285.

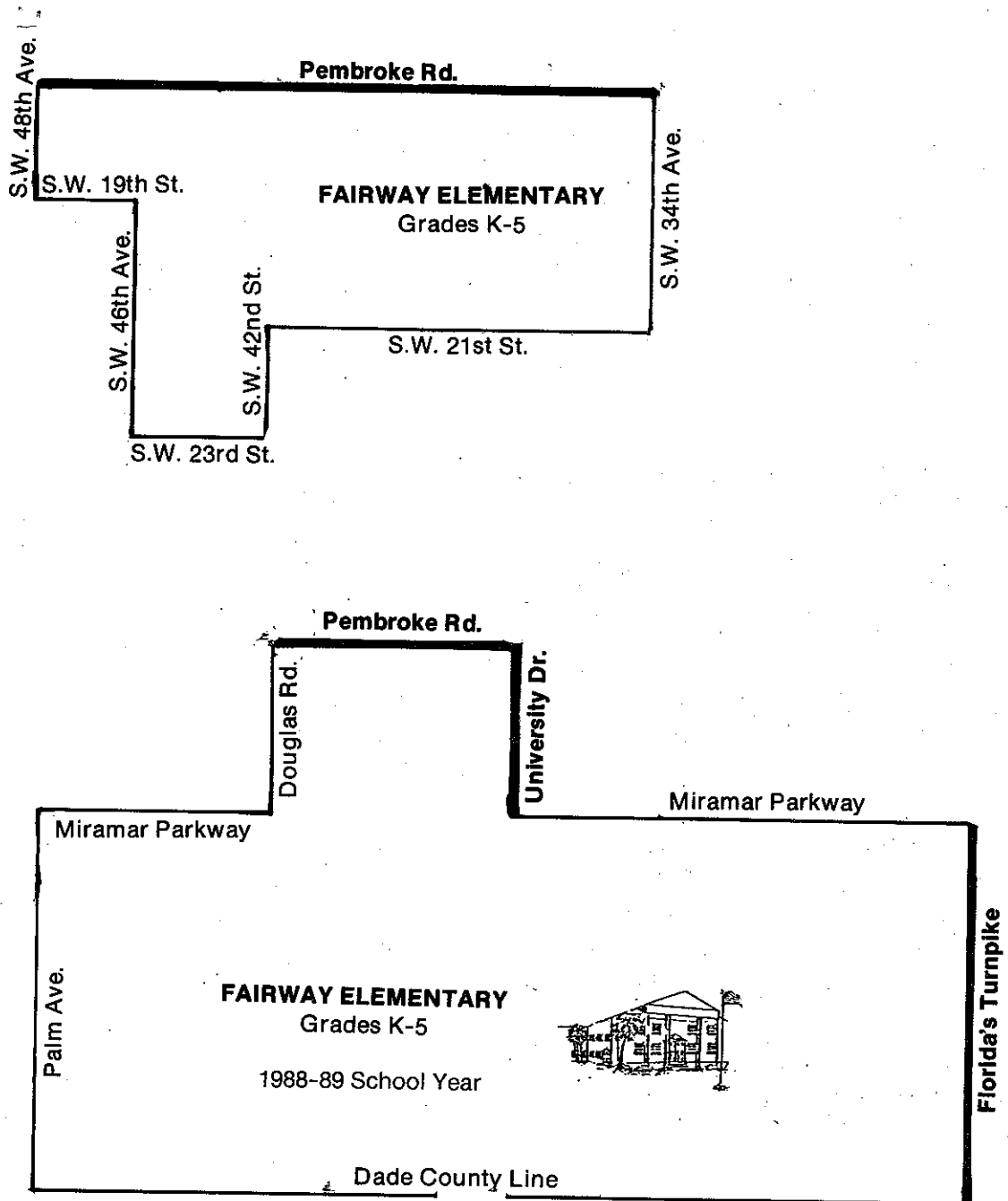




FAIRWAY ELEMENTARY SCHOOL

7850 Fairway Blvd.
Miramar
Phone: 985-5475

Boundaries in this book are for the 1988-89 school year only. The boundaries are established annually by the School Board. For current information on boundaries please call Pupil Placement at 765-6285.



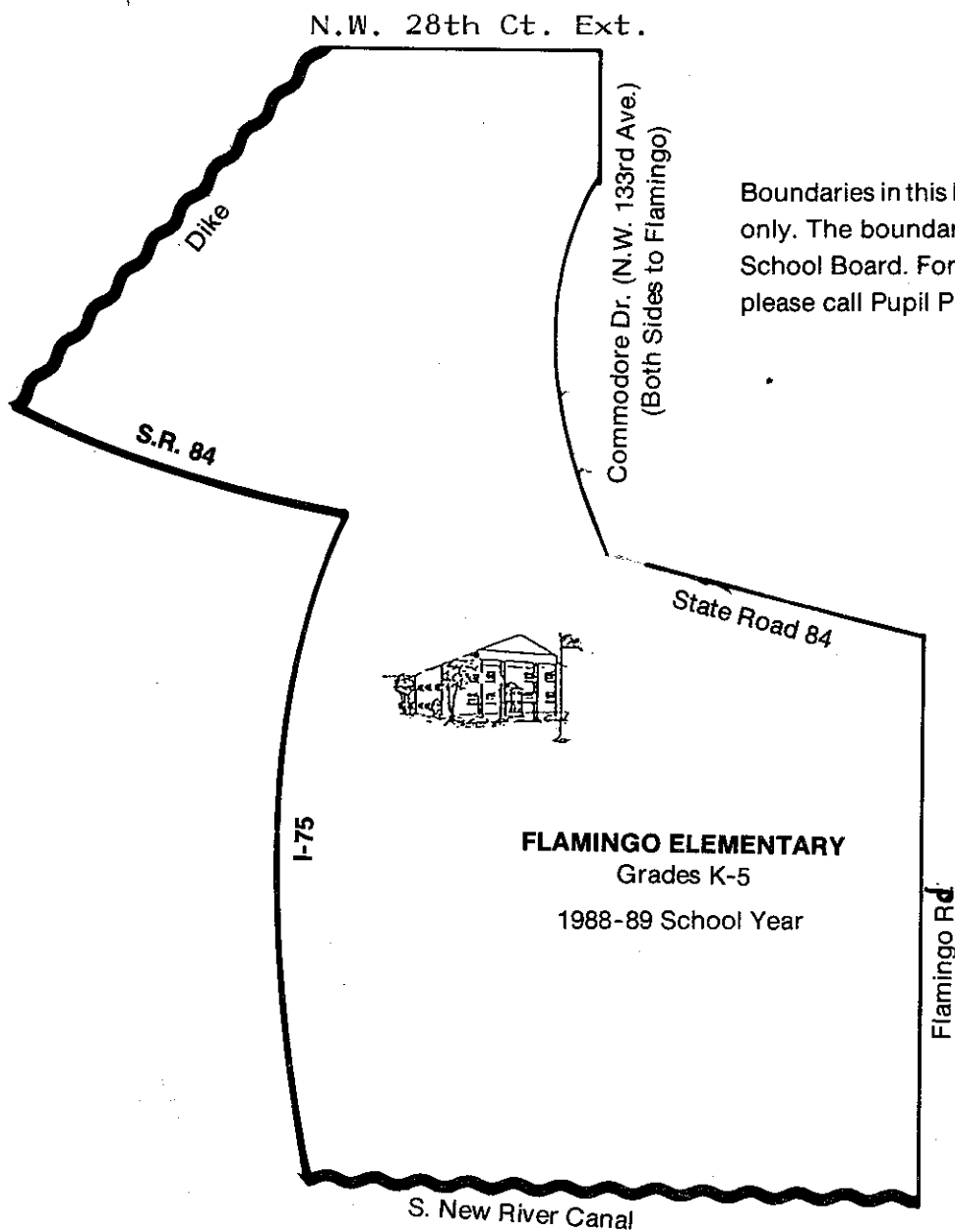


FLAMINGO ELEMENTARY

1130 S.W. 133rd Ave.

Fort Lauderdale

Phone: 472-5200



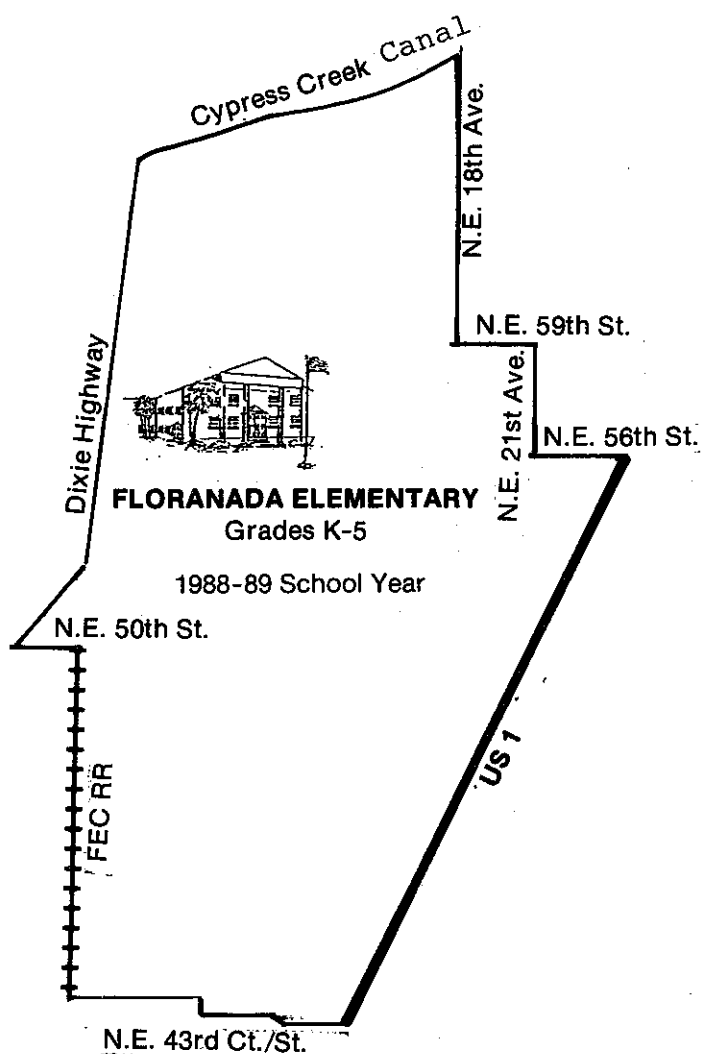
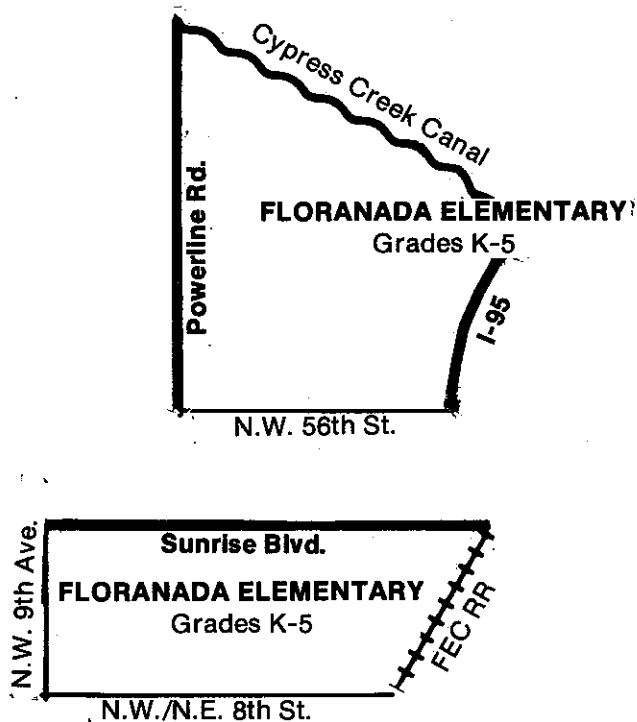
Boundaries in this book are for the 1988-89 school year only. The boundaries are established annually by the School Board. For current information on boundaries please call Pupil Placement at 765-6285.



FLORANADA ELEMENTARY SCHOOL

5251 N.E. 14th Way
Fort Lauderdale
Phone: 928-0380

Boundaries in this book are for the 1988-89 school year only. The boundaries are established annually by the School Board. For current information on boundaries please call Pupil Placement at 765-6285.






FOREST HILLS ELEMENTARY

3100 N.W. 85th Ave.

Coral Springs

Phone: 344-5880



Boundaries in this book are for the 1988-89 school year only. The boundaries are established annually by the School Board. For current information on boundaries please call Pupil Placement at 765-6285.

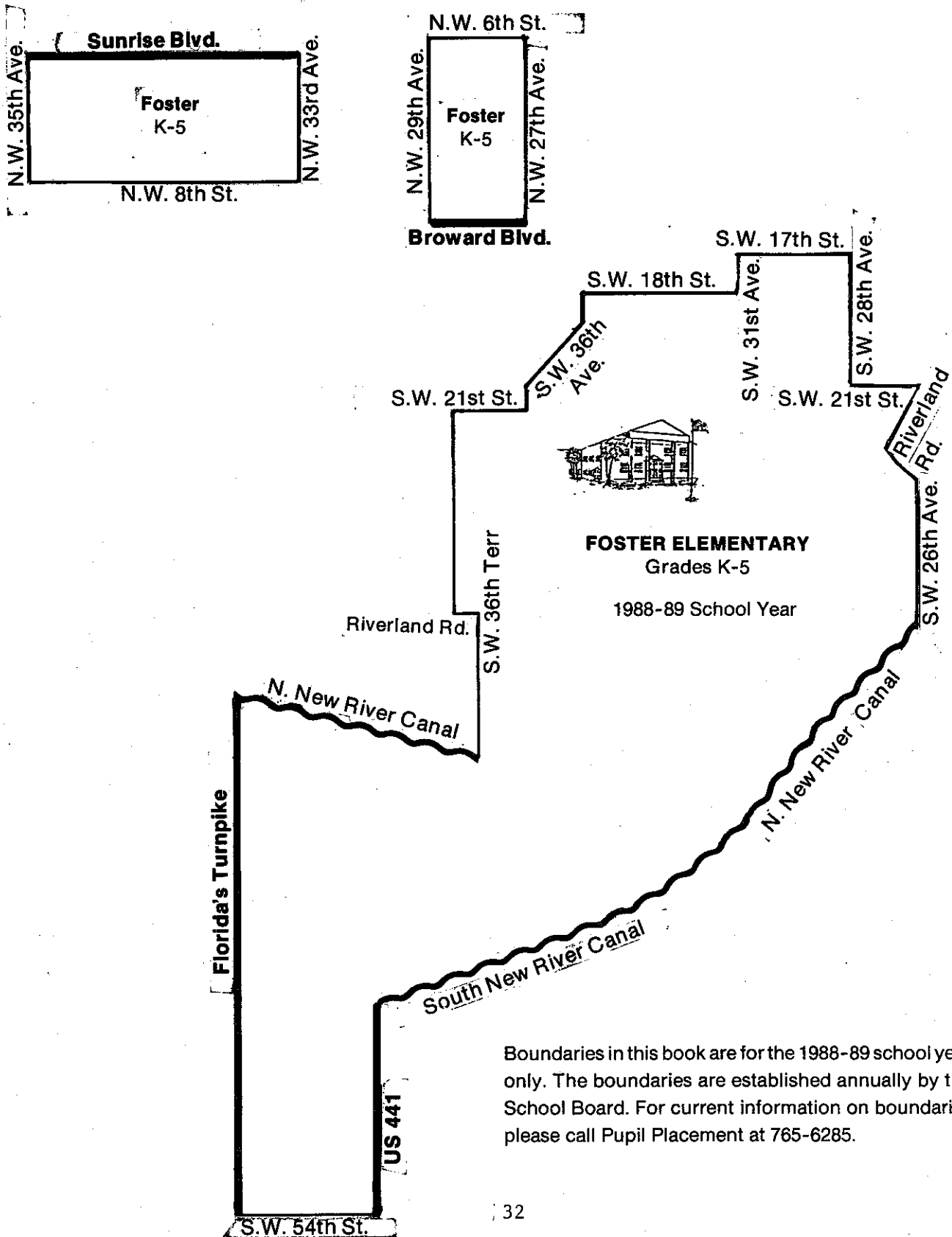


FOSTER ELEMENTARY SCHOOL

3471 S.W. 22nd St.

Fort Lauderdale

Phone: 581-3630



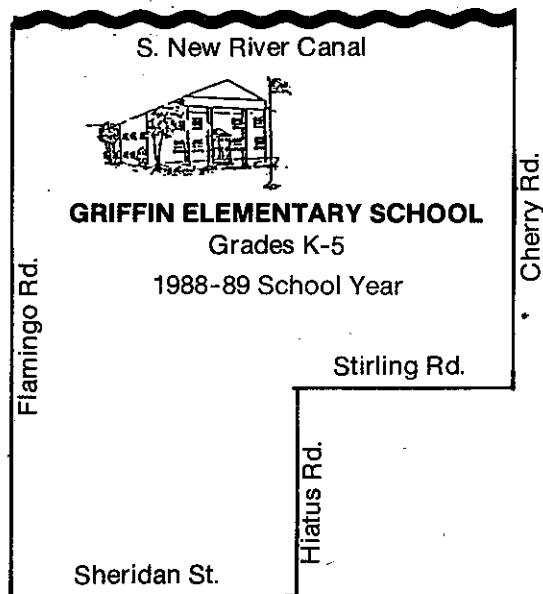


GRIFFIN ELEMENTARY

5050 S.W. 116th Ave.

Cooper City

Phone: 680-1070



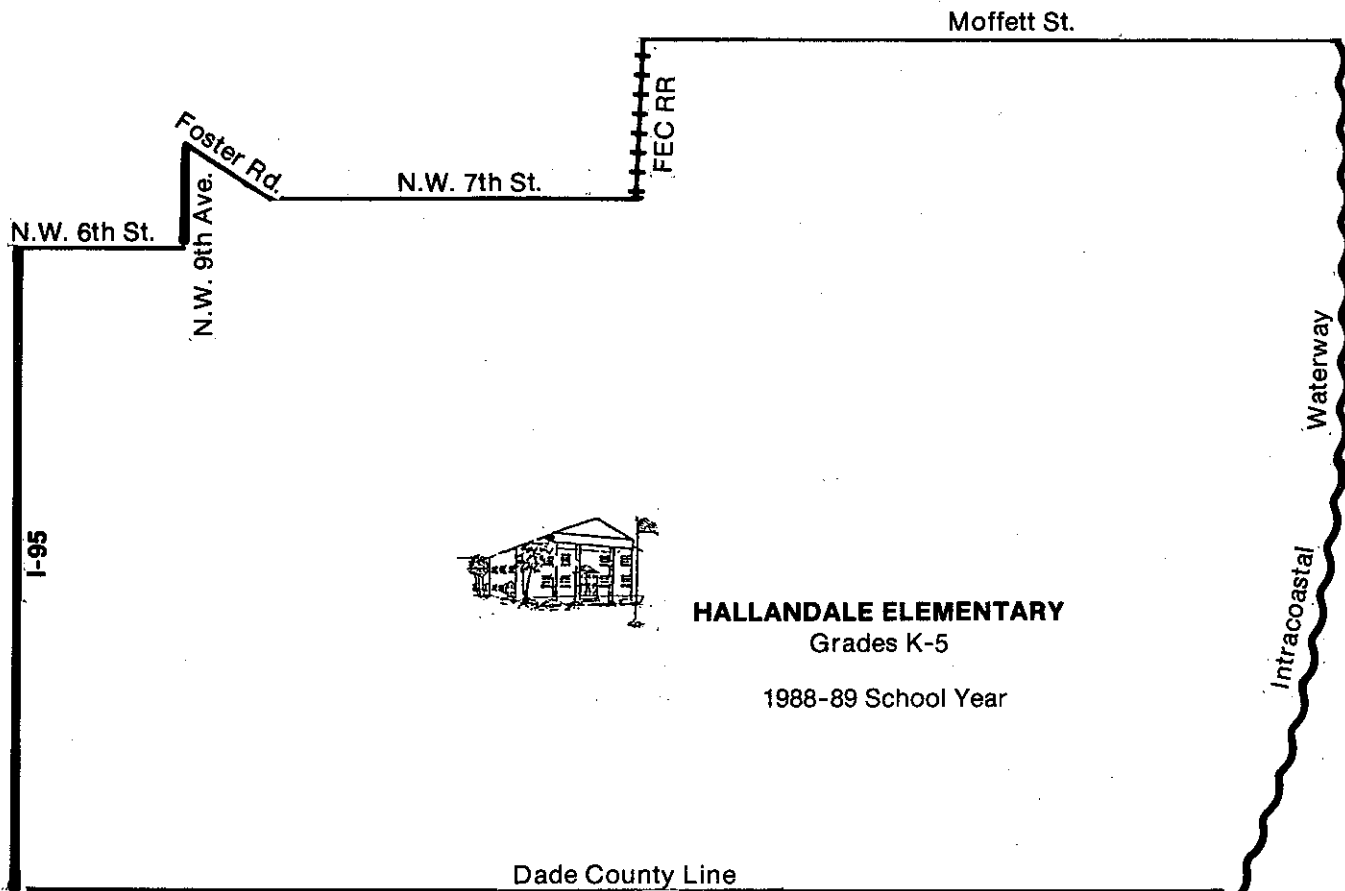
Boundaries in this book are for the 1988-89 school year only. The boundaries are established annually by the School Board. For current information on boundaries please call Pupil Placement at 765-6285.



HALLANDALE ELEMENTARY SCHOOL

120 S.W. 4th Ave.
Hallandale
Phone: 458-3569

Boundaries in this book are for the 1988-89 school year only. The boundaries are established annually by the School Board. For current information on boundaries please call Pupil Placement at 765-6285.

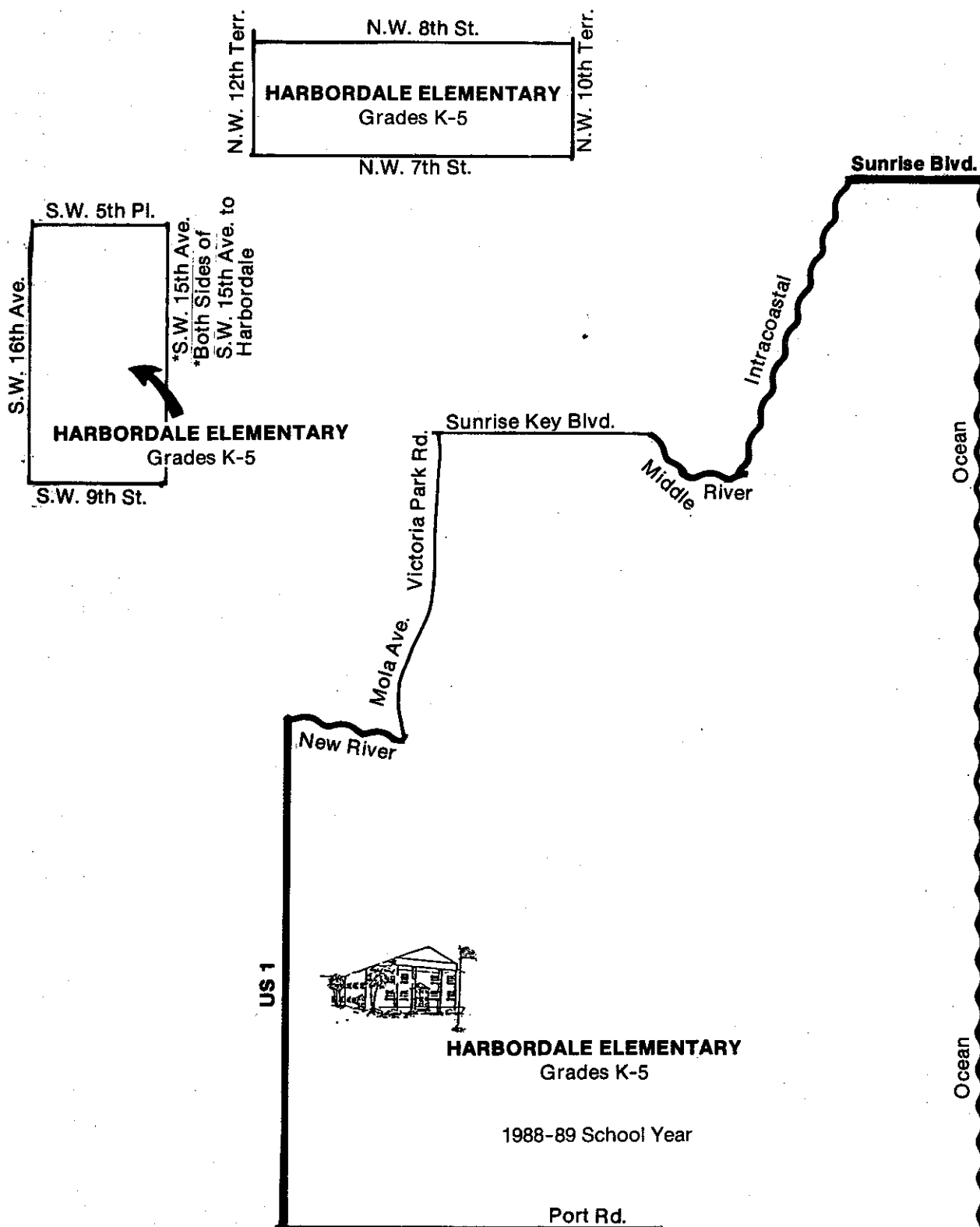




HARBORDALE ELEMENTARY SCHOOL

900 S.E. 15th St.
Fort Lauderdale
Phone: 765-6862

Boundaries in this book are for the 1988-89 school year only. The boundaries are established annually by the School Board. For current information on boundaries please call Pupil Placement at 765-6285.





HOLLYWOOD CENTRAL ELEMENTARY SCHOOL

1700 Monroe St.
Hollywood
Phone: 921-6225

Port Everglades Inlet

Intracoastal
Waterway

McKinley St.

HOLLYWOOD CENTRAL ELEMENTARY Grades K-5

1988-89 School Year



FEC RR

Moffett St.

Pembroke Rd.

HOLLYWOOD CENTRAL Grades K-5

FEC RR

N.W. 9th Ave.

Foster Rd.

N.W. 7th St.

Ocean

Intracoastal Waterway

Dade County Line

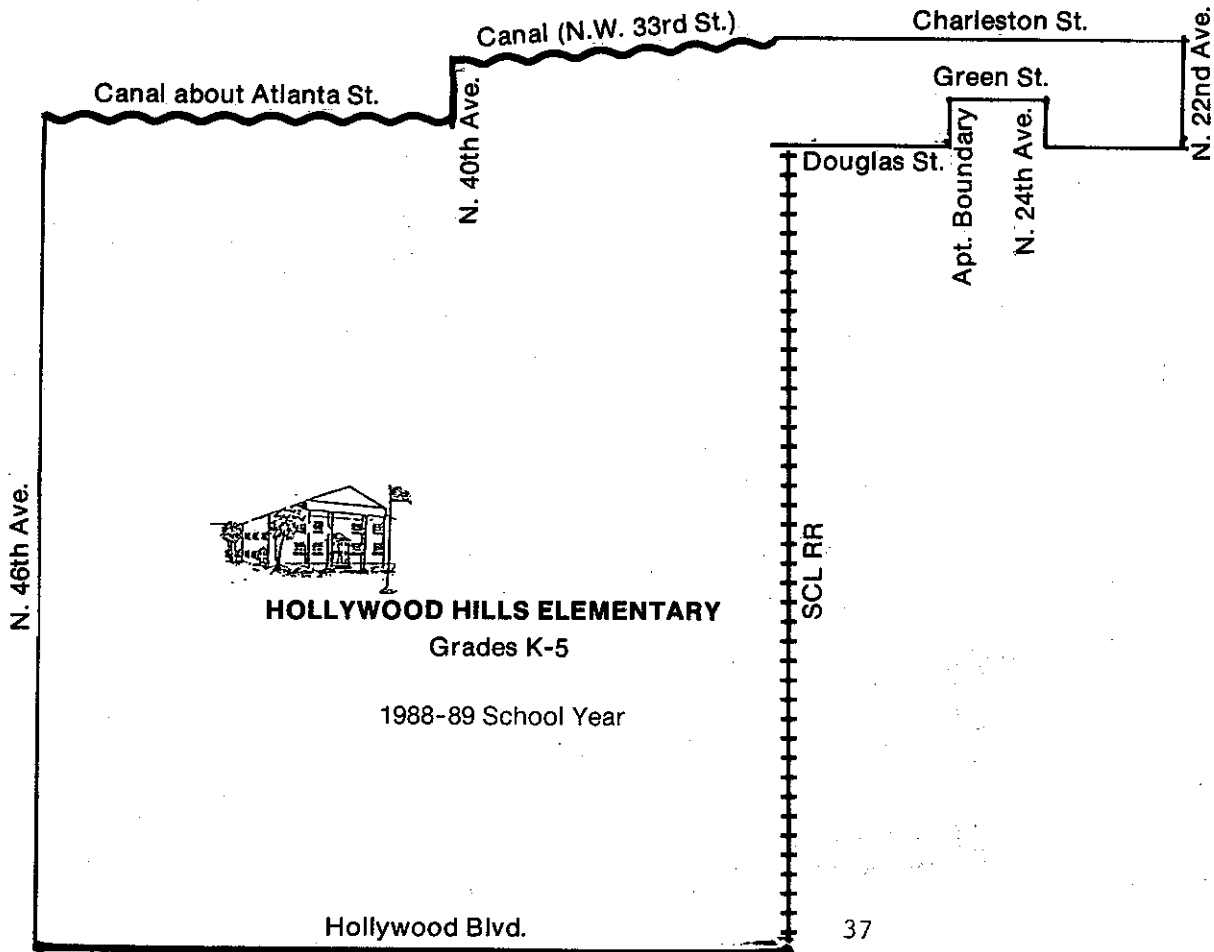
Boundaries in this book are for the 1988-89 school year only. The boundaries are established annually by the School Board. For current information on boundaries please call Pupil Placement at 765-6285.



HOLLYWOOD HILLS ELEMENTARY SCHOOL

3501 Taft St.
Hollywood
Phone: 985-2850

Boundaries in this book are for the 1988-89 school year only. The boundaries are established annually by the School Board. For current information on boundaries please call Pupil Placement at 765-6285.

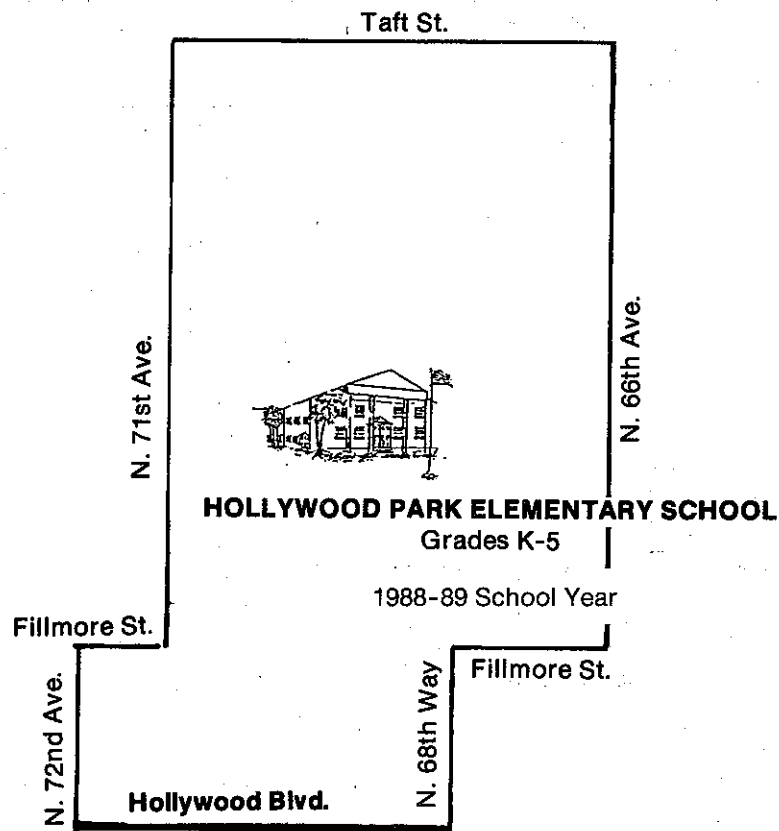




HOLLYWOOD PARK ELEMENTARY SCHOOL

901 North 69th Way
Hollywood
Phone: 985-2880

Boundaries in this book are for the 1988-89 school year only. The boundaries are established annually by the School Board. For current information on boundaries please call Pupil Placement at 765-6285.



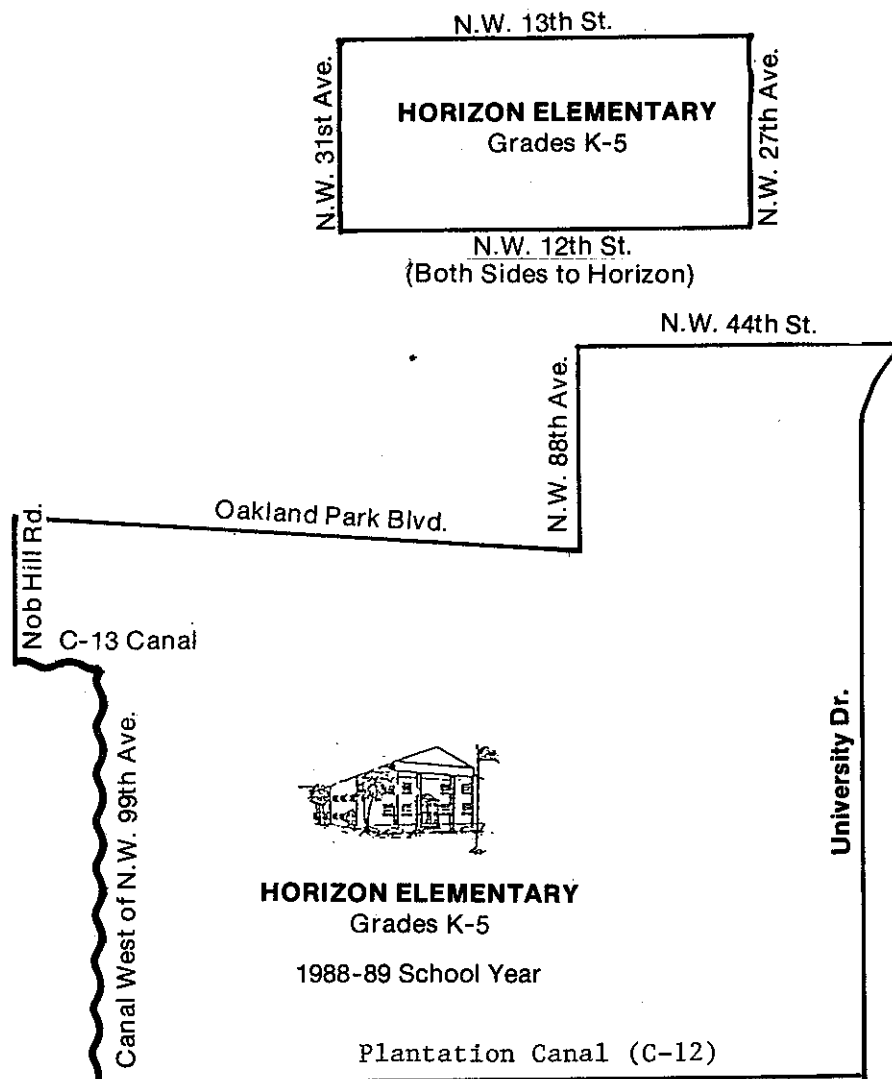


HORIZON ELEMENTARY SCHOOL

2101 Pine Island Rd. N.

Sunrise

Phone: 741-6220



Boundaries in this book are for the 1988-89 school year only. The boundaries are established annually by the School Board. For current information on boundaries please call Pupil Placement at 765-6285.



HUNT ELEMENTARY SCHOOL

7800 N.W. 35th Court
Coral Springs
Phone: 344-5830

Boundaries in this book are for the 1988-89 school year only. The boundaries are established annually by the School Board. For current information on boundaries please call Pupil Placement at 765-6285.

Wiles Rd.

University Dr.



HUNT ELEMENTARY

Grades K-5

1988-89 School Year

Sample Rd.

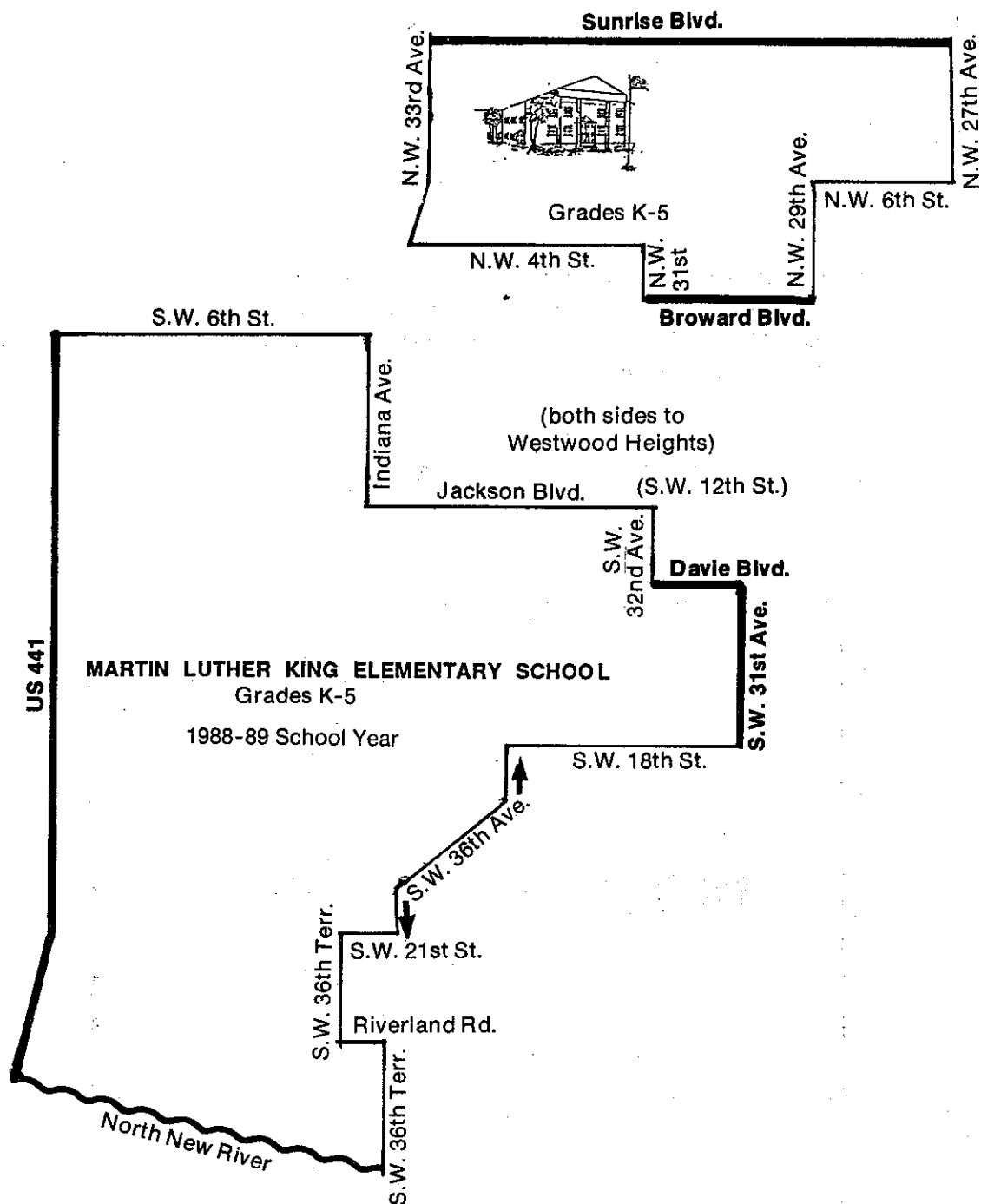
U.S. 441



MARTIN LUTHER KING ELEMENTARY SCHOOL

591 N.W. 31 Ave.
Fort Lauderdale
Phone: 584-2110

Boundaries in this book are for the 1988-89 school year only. The boundaries are established annually by the School Board. For current information on boundaries please call Pupil Placement at 765-6285.

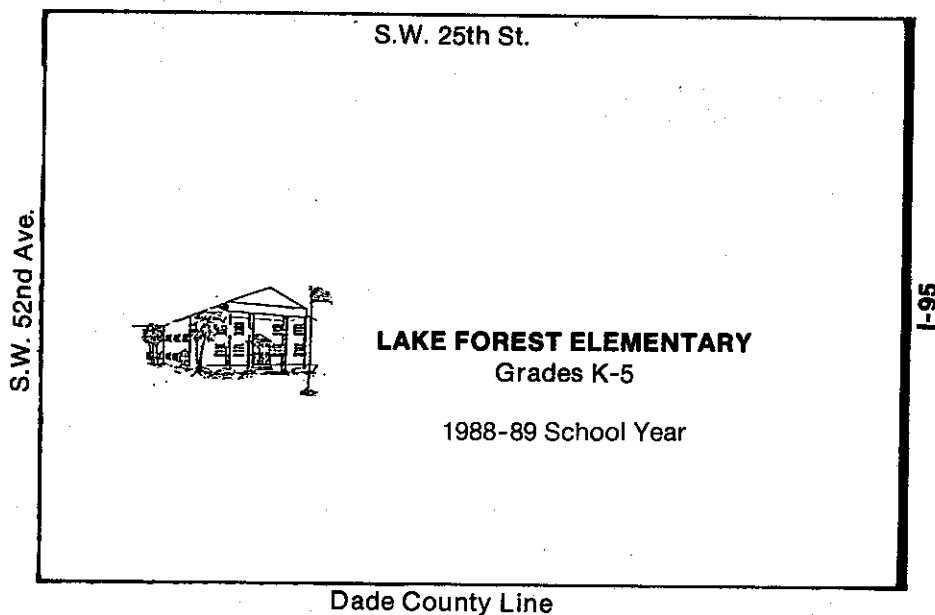


LAKE FOREST ELEMENTARY

3550 S.W. 48th Ave.
Pembroke Park
Phone: 985-2940



Boundaries in this book are for the 1988-89 school year only. The boundaries are established annually by the School Board. For current information on boundaries please call Pupil Placement at 765-6285.

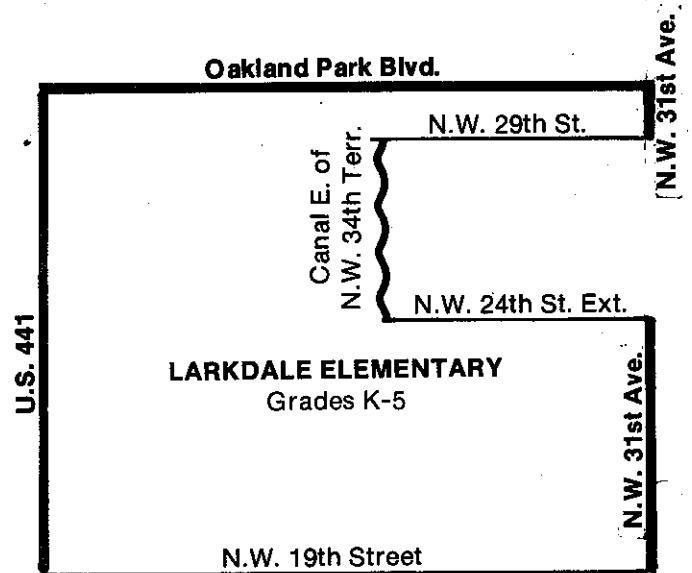
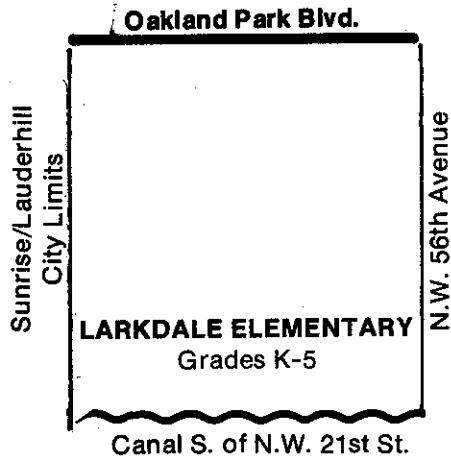




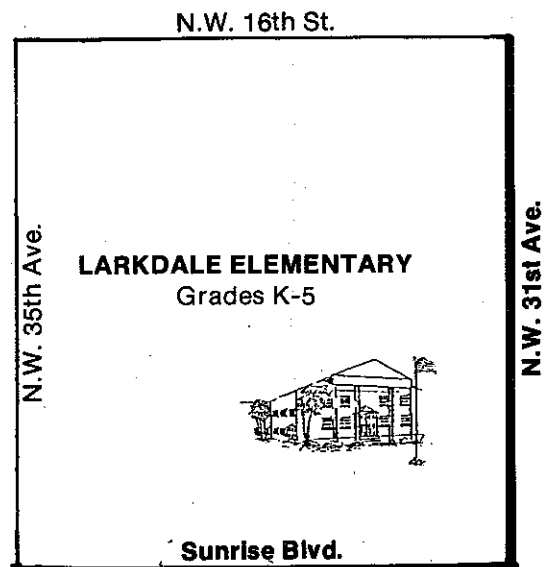
LARKDALE ELEMENTARY SCHOOL

3250 N.W. 12th Place
Fort Lauderdale
Phone: 583-4765

Boundaries in this book are for the 1988-89 school year only. The boundaries are established annually by the School Board. For current information on boundaries please call Pupil Placement at 765-6285.



1988-89 School Year

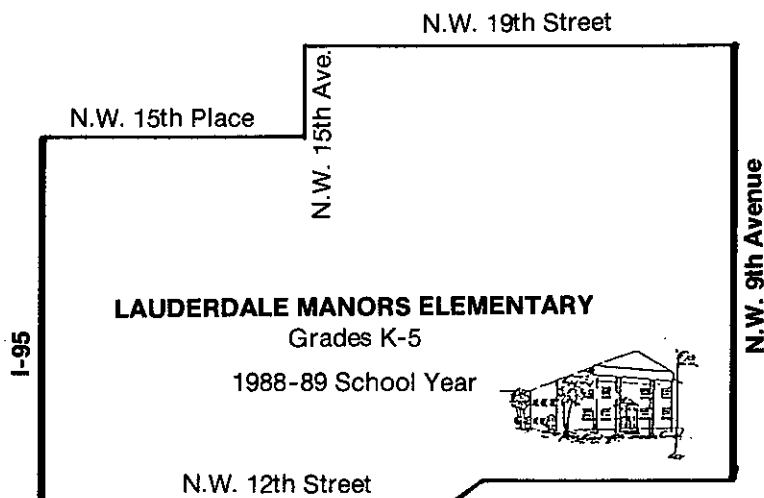




LAUDERDALE MANORS ELEMENTARY SCHOOL

1400 N.W. 14th Court
Fort Lauderdale
Phone: 765-6882

Boundaries in this book are for the 1988-89 school year only. The boundaries are established annually by the School Board. For current information on boundaries please call Pupil Placement at 765-6285.

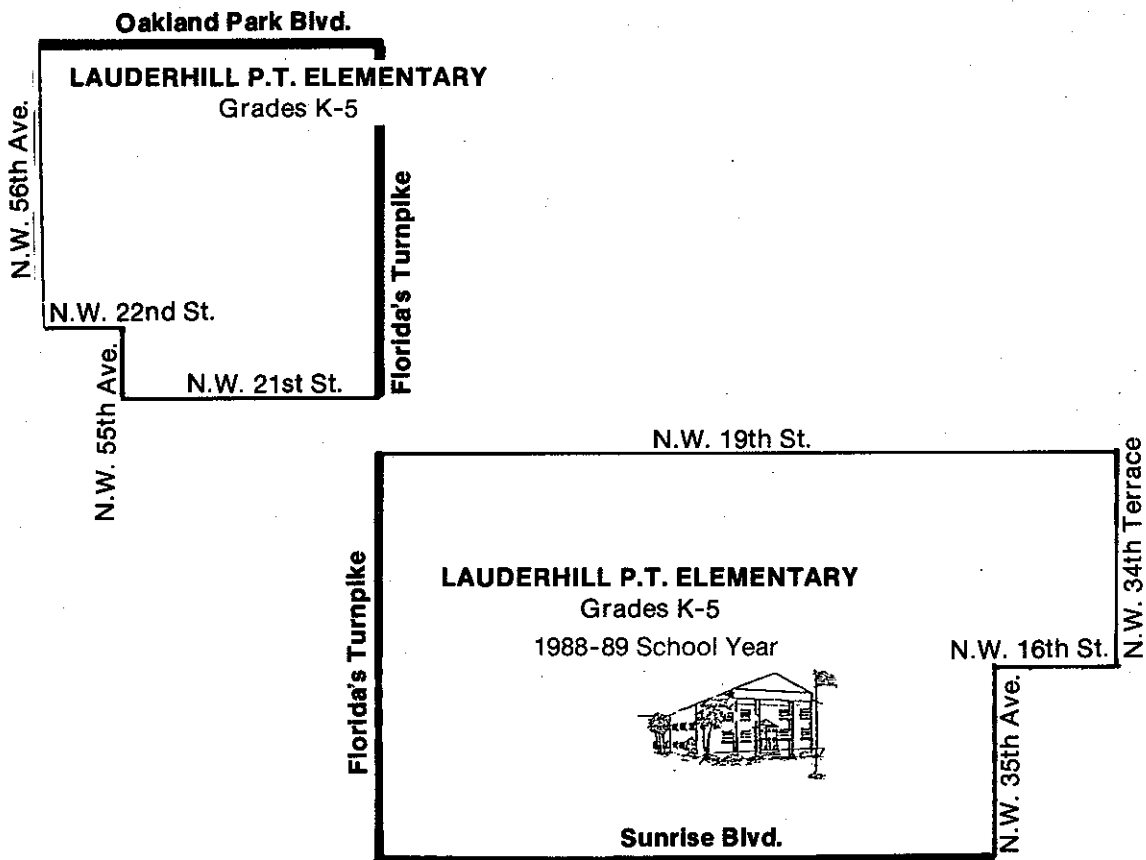




LAUDERHILL PAUL TURNER ELEMENTARY SCHOOL

4747 N.W. 14th Street
Lauderhill
Phone: 735-0080

Boundaries in this book are for the 1988-89 school year only. The boundaries are established annually by the School Board. For current information on boundaries please call Pupil Placement at 765-6285.

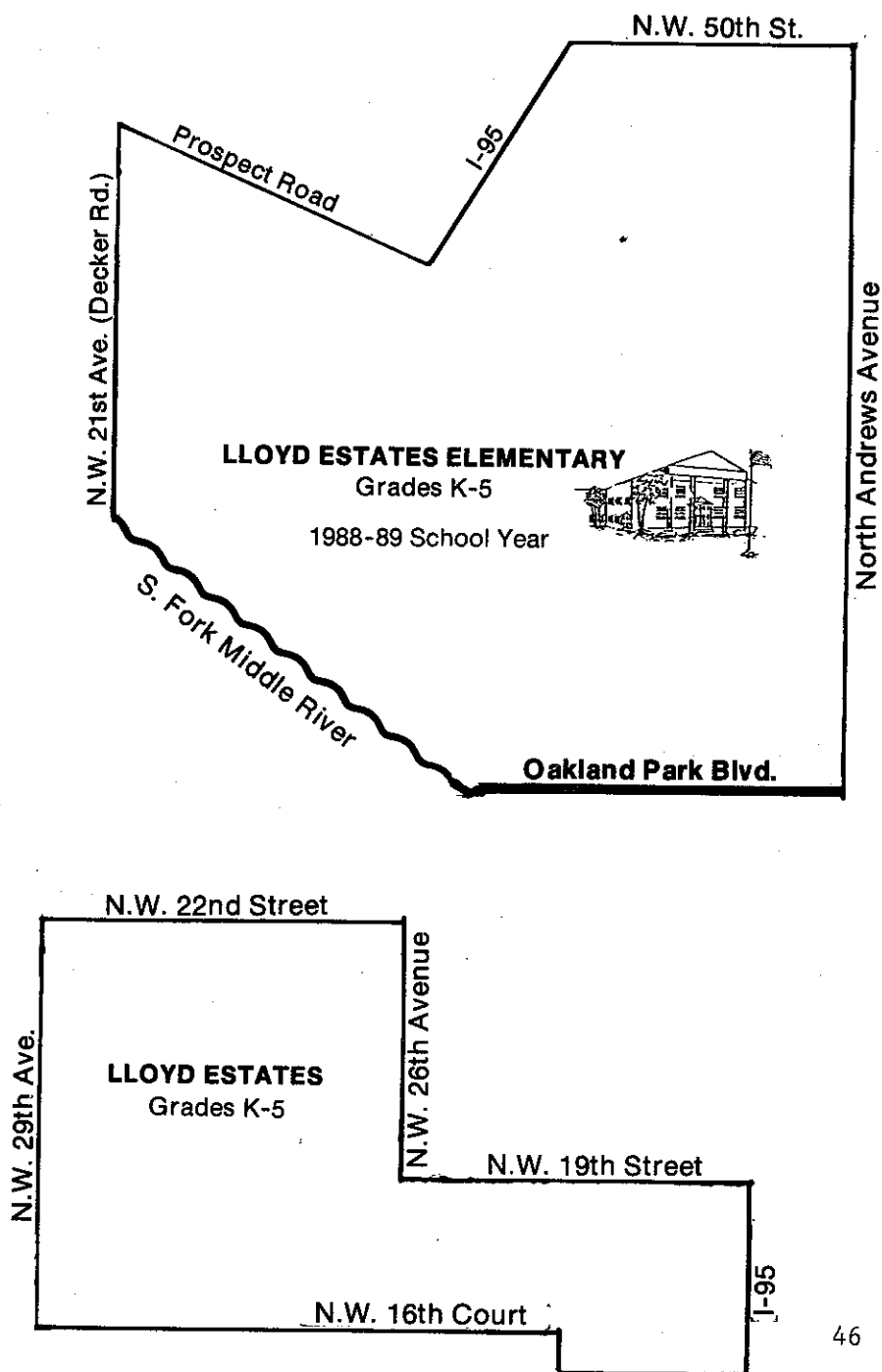




LLOYD ESTATES ELEMENTARY SCHOOL

750 N.W. 41st Street
Oakland Park
Phone: 390-0780

Boundaries in this book are for the 1988-89 school year only. The boundaries are established annually by the School Board. For current information on boundaries please call Pupil Placement at 765-6285.





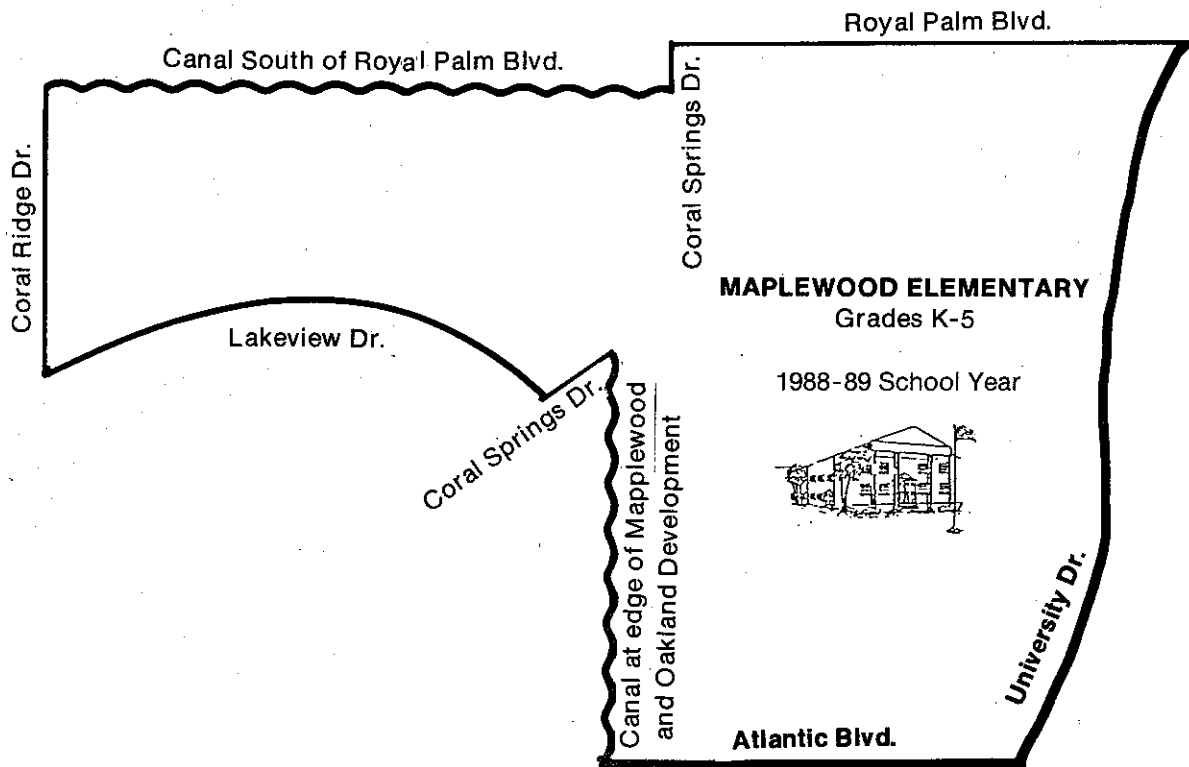
MAPLEWOOD ELEMENTARY SCHOOL

9850 Ramblewood Dr.

Coral Springs

Phone: 344-5840

Boundaries in this book are for the 1988-89 school year only. The boundaries are established annually by the School Board. For current information on boundaries please call Pupil Placement at 765-6285.





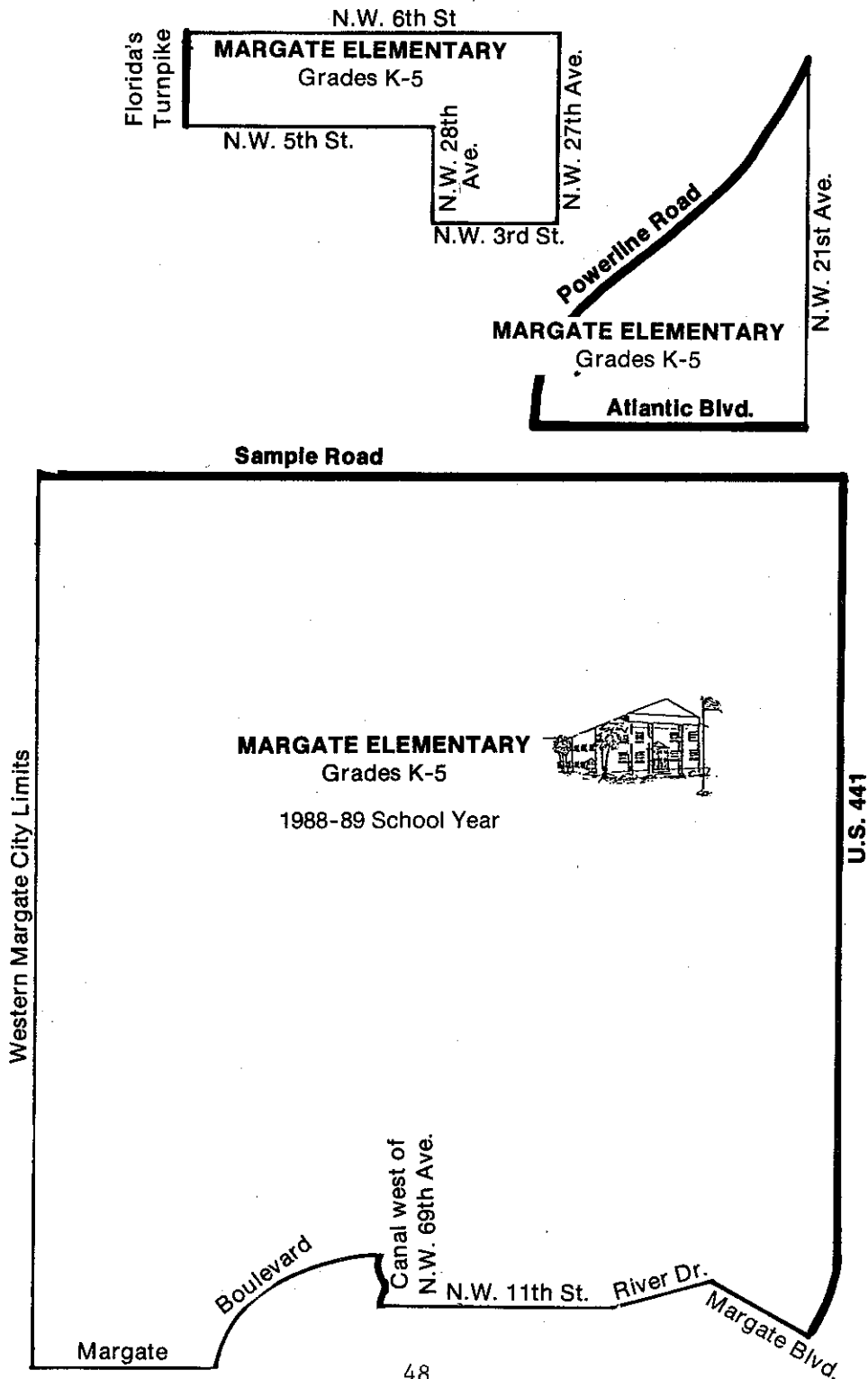
MARGATE ELEMENTARY SCHOOL

6300 N.W. 18th Street

Margate

Phone: 977-2200

Boundaries in this book are for the 1988-89 school year only. The boundaries are established annually by the School Board. For current information on boundaries please call Pupil Placement at 765-6285.





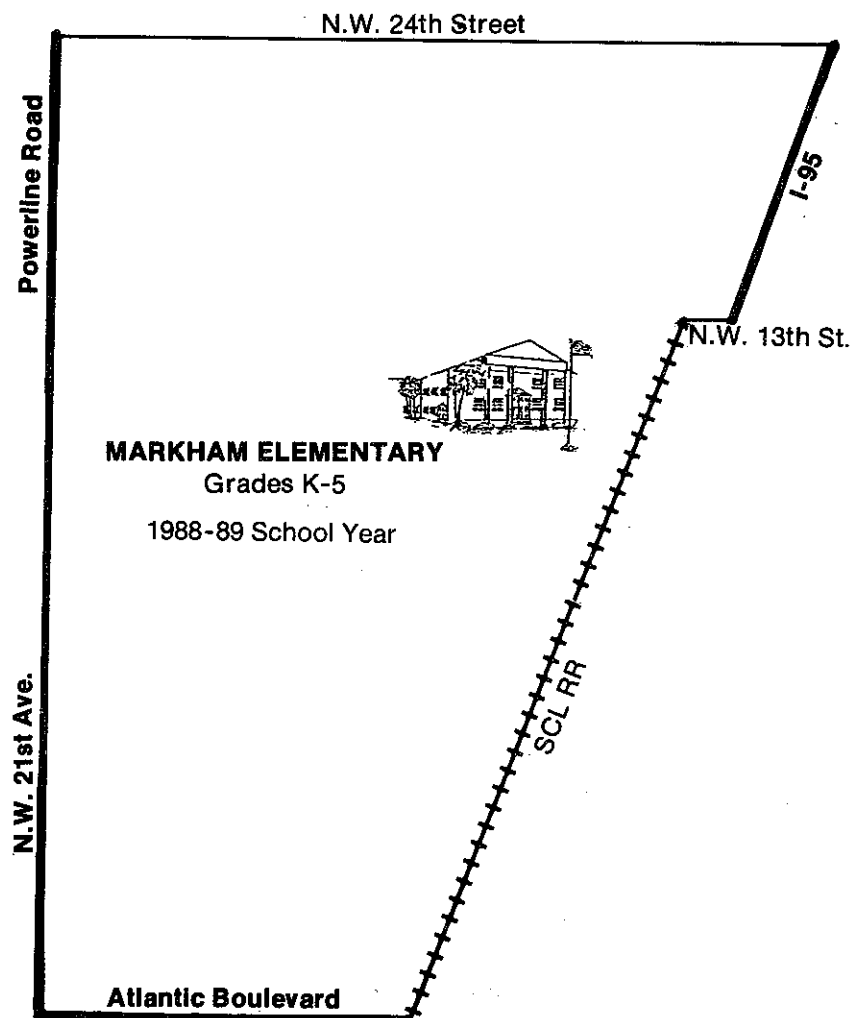
MARKHAM ELEMENTARY SCHOOL

1501 N.W. 15th Avenue

Pompano Beach

Phone: 977-2237

Boundaries in this book are for the 1988-89 school year only. The boundaries are established annually by the School Board. For current information on boundaries please call Pupil Placement at 765-6285.

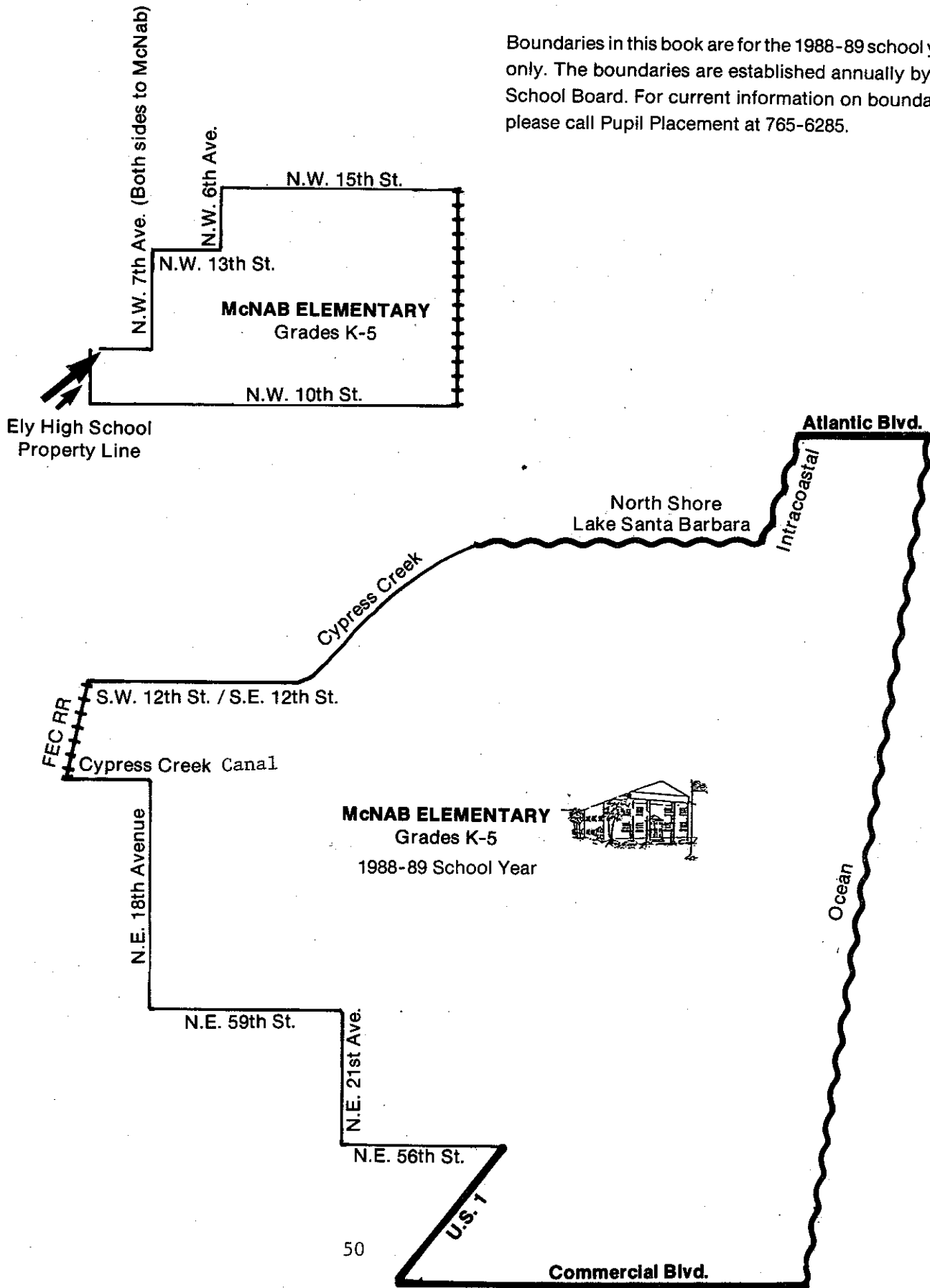




McNAB ELEMENTARY SCHOOL

1350 S.E. 9th Avenue
Pompano Beach
Phone: 786-3515

Boundaries in this book are for the 1988-89 school year only. The boundaries are established annually by the School Board. For current information on boundaries please call Pupil Placement at 765-6285.

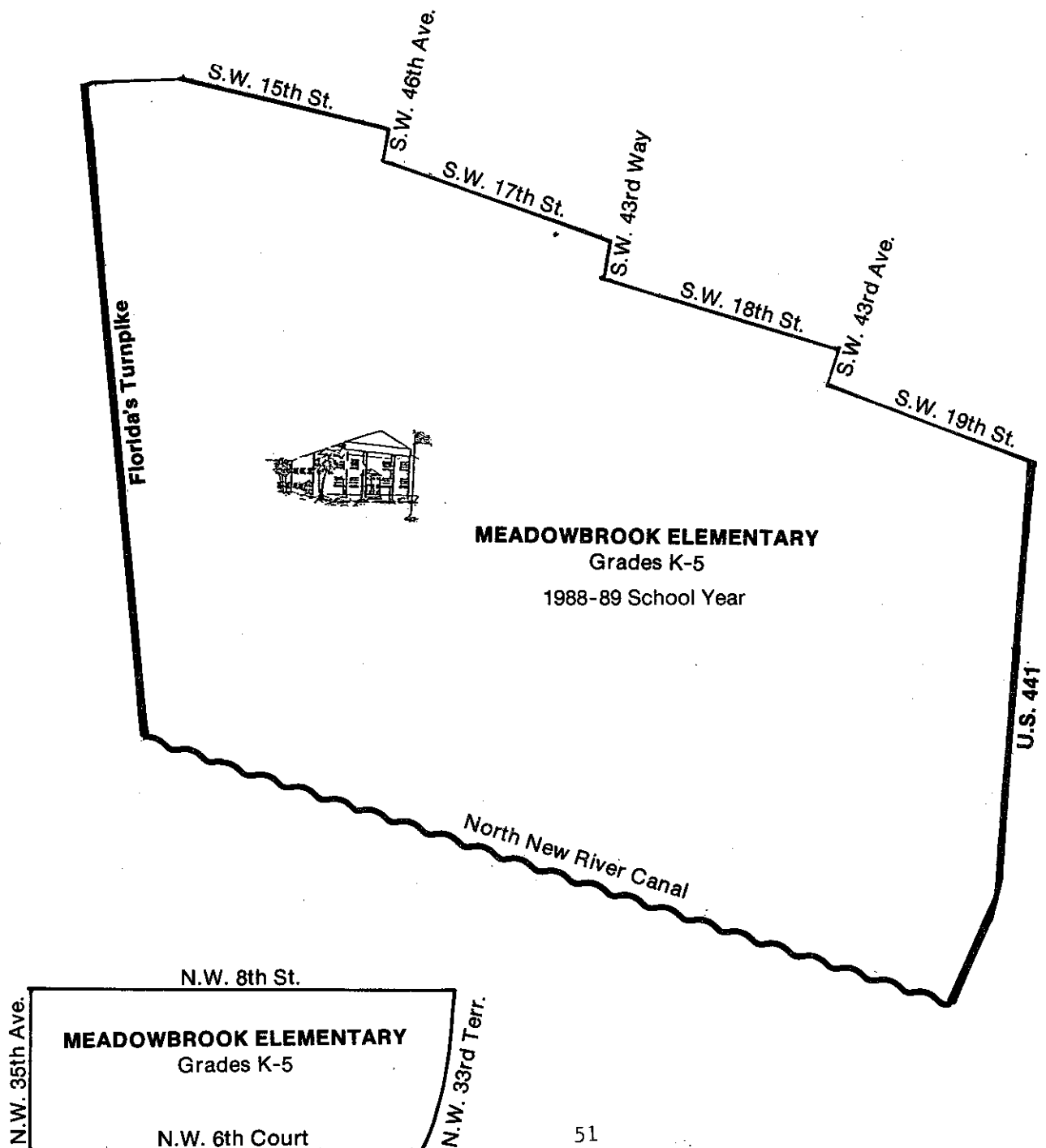




MEADOWBROOK ELEMENTARY SCHOOL

2300 S.W. 46th Avenue
Fort Lauderdale
Phone: 583-9411

Boundaries in this book are for the 1988-89 school year only. The boundaries are established annually by the School Board. For current information on boundaries please call Pupil Placement at 765-6285.





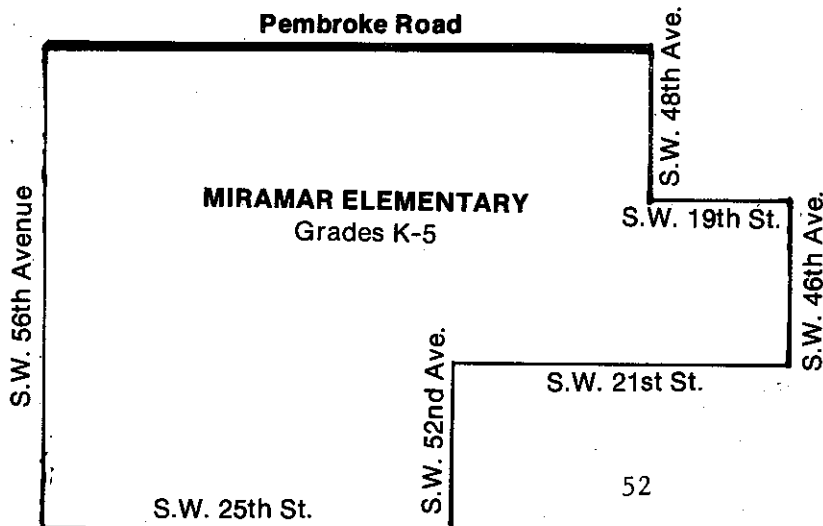
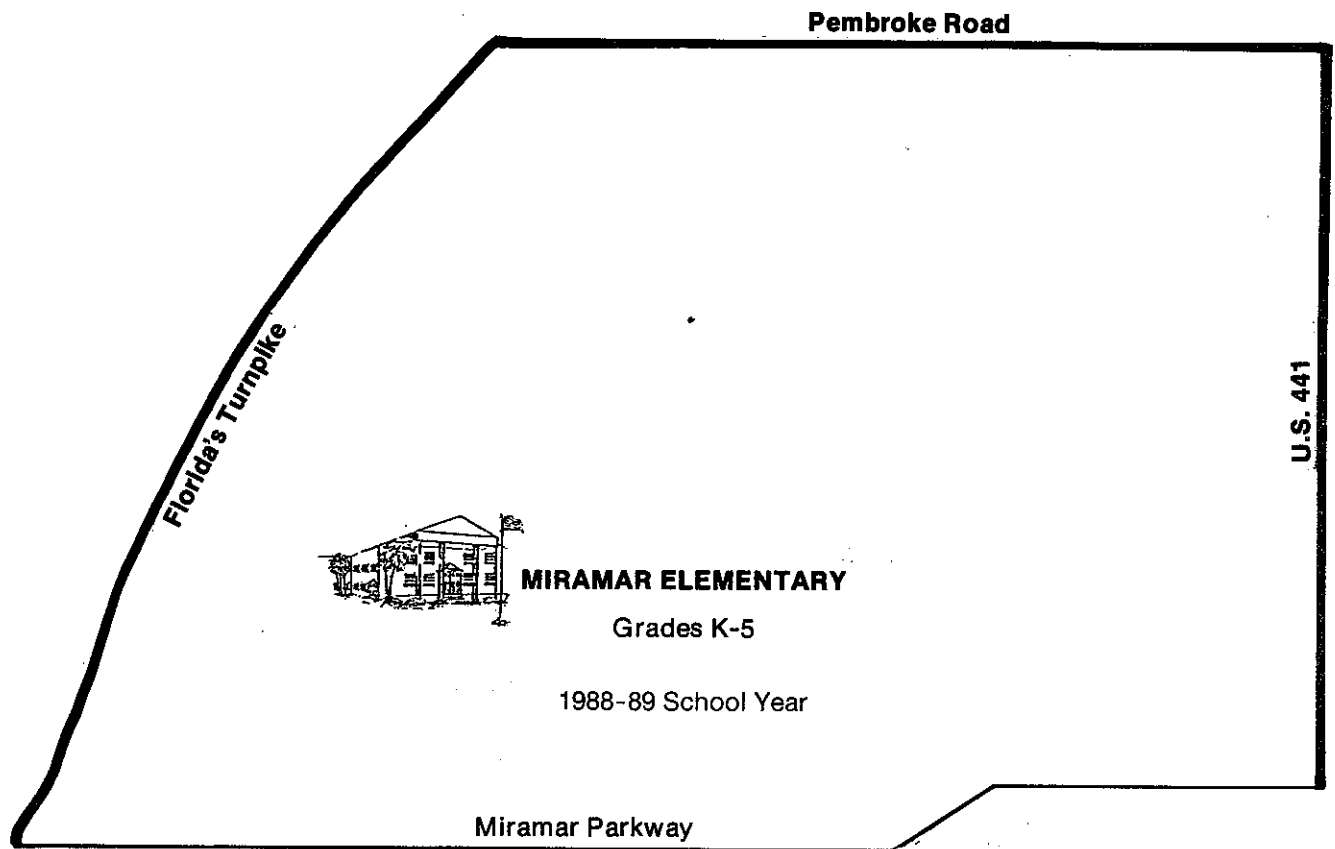
MIRAMAR ELEMENTARY SCHOOL

6831 S.W. 26th Street

Miramar

Phone: 985-5465

Boundaries in this book are for the 1988-89 school year only. The boundaries are established annually by the School Board. For current information on boundaries please call Pupil Placement at 765-6285.

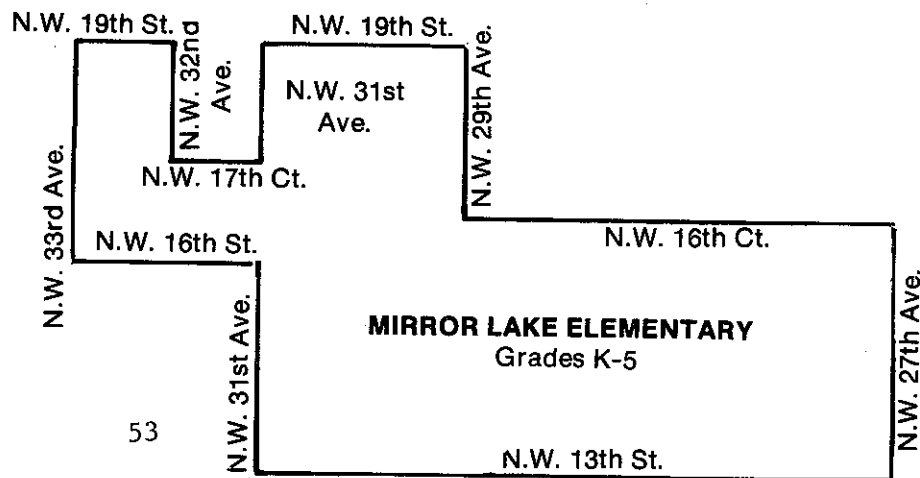
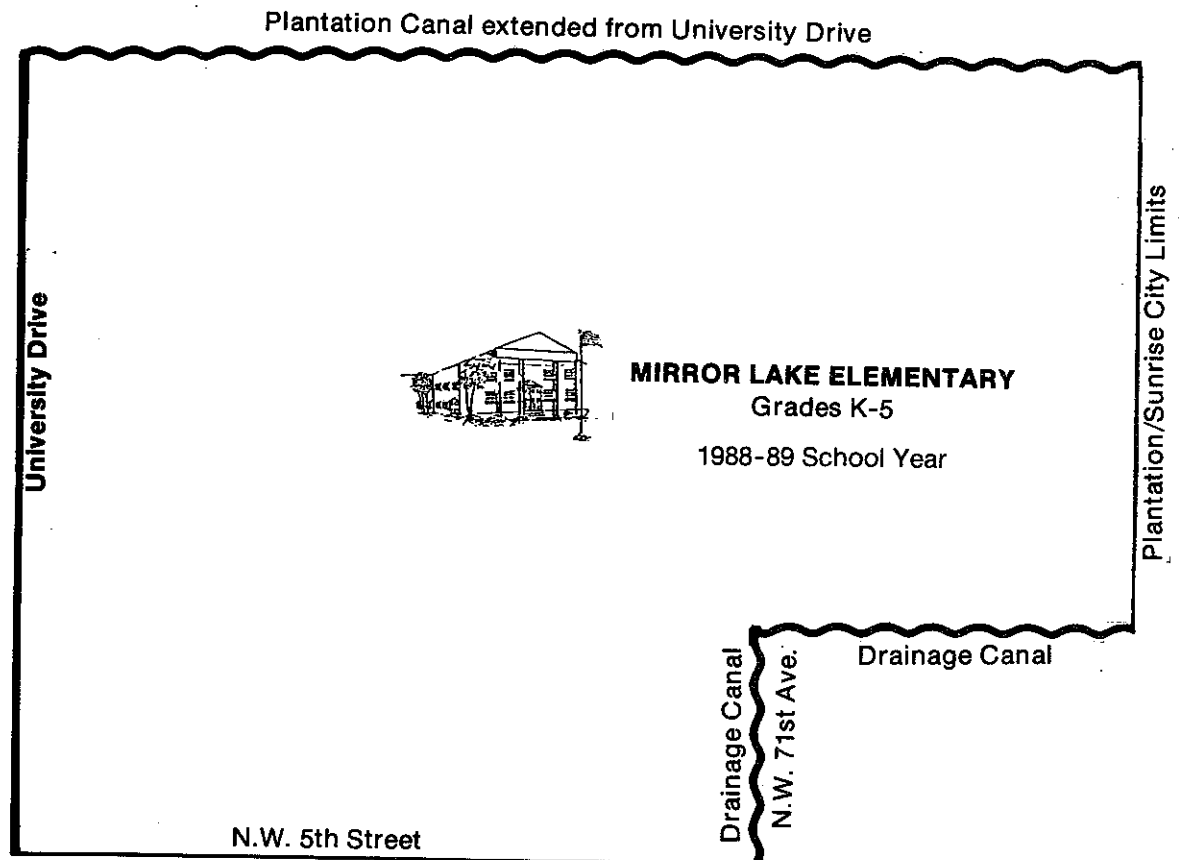




MIRROR LAKE ELEMENTARY

1200 N.W. 72nd Avenue
Plantation
Phone: 587-6412

Boundaries in this book are for the 1988-89 school year only. The boundaries are established annually by the School Board. For current information on boundaries please call Pupil Placement at 765-6285.

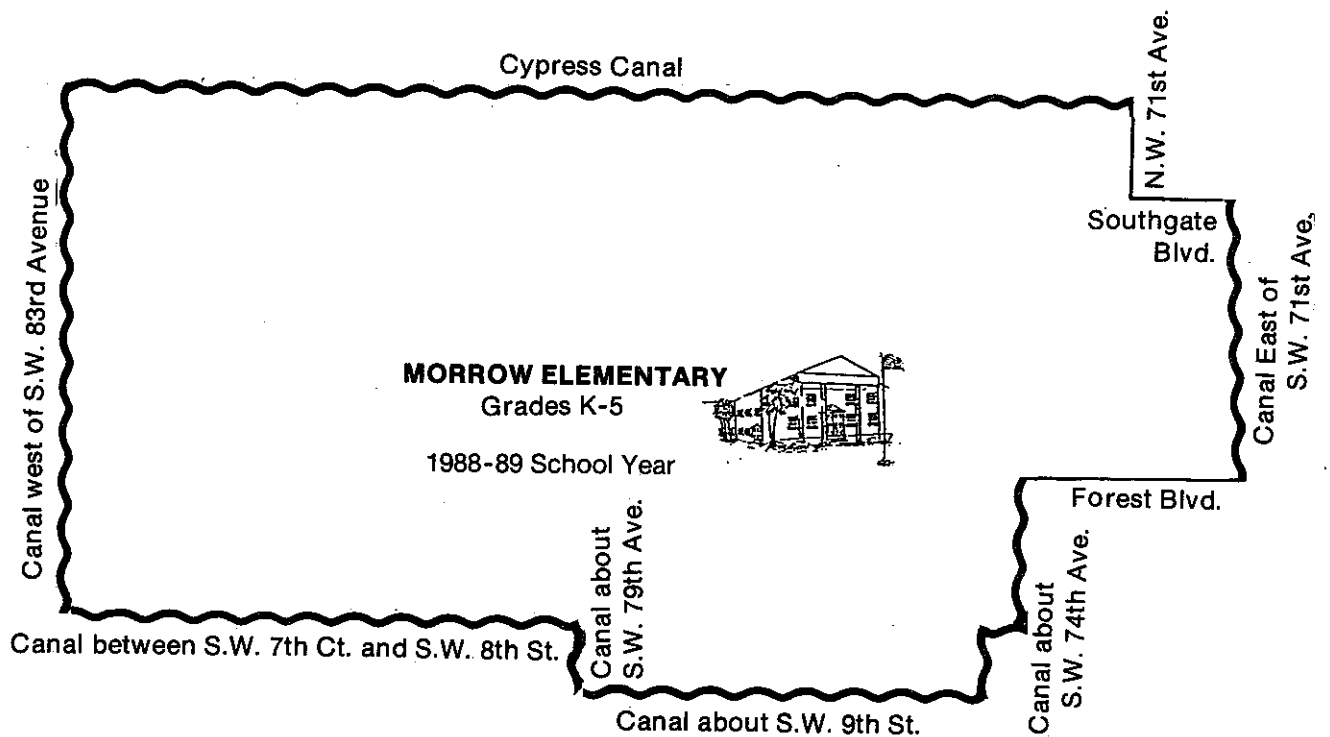


MORROW ELEMENTARY SCHOOL

408 S.W. 76th Terrace
North Lauderdale
Phone: 726-7500



Boundaries in this book are for the 1988-89 school year only. The boundaries are established annually by the School Board. For current information on boundaries please call Pupil Placement at 765-6285.





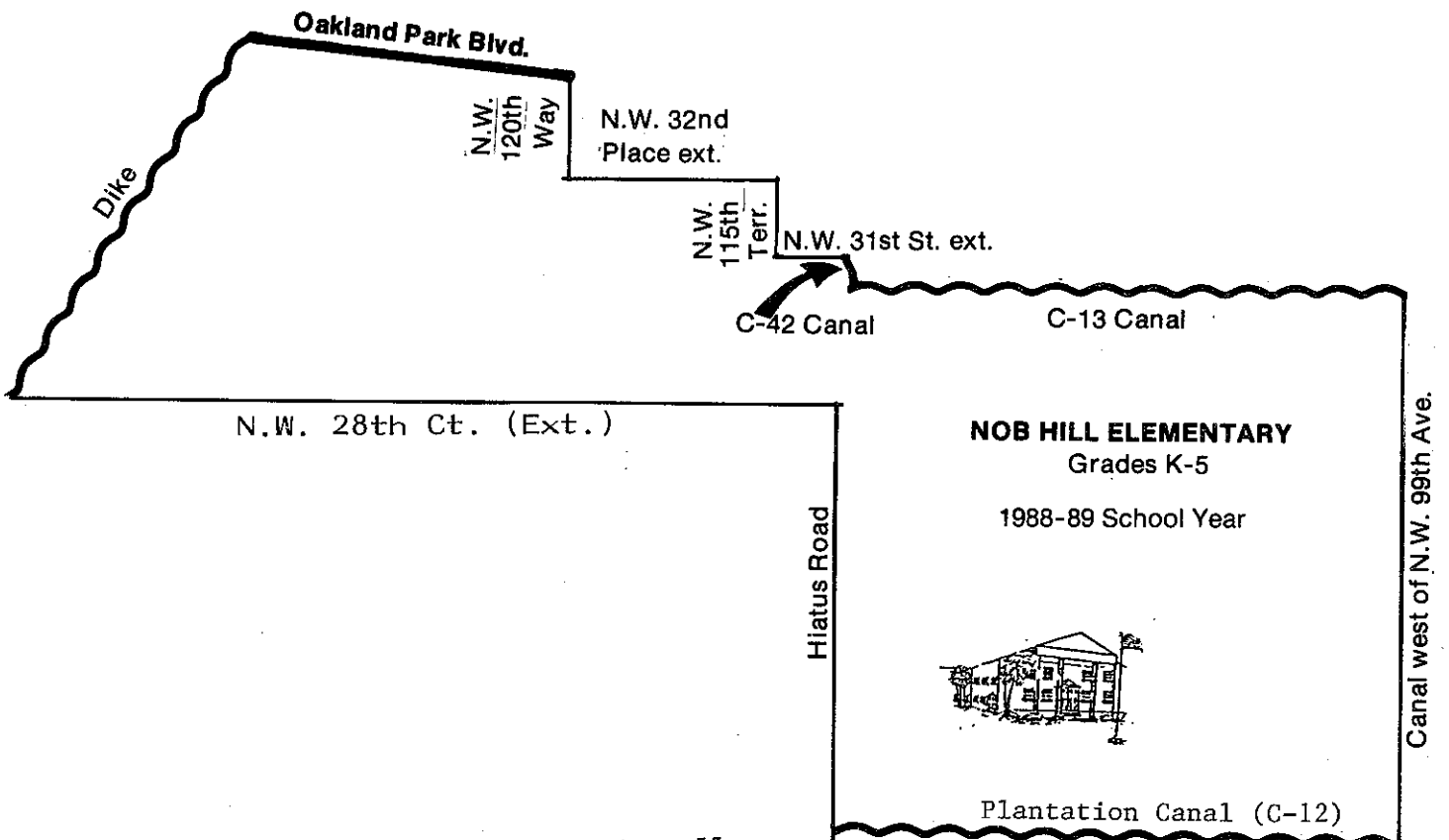
NOB HILL ELEMENTARY SCHOOL

2100 N.W. 104th Avenue

Sunrise

Phone: 741-2330

Boundaries in this book are for the 1988-89 school year only. The boundaries are established annually by the School Board. For current information on boundaries please call Pupil Placement at 765-6285.

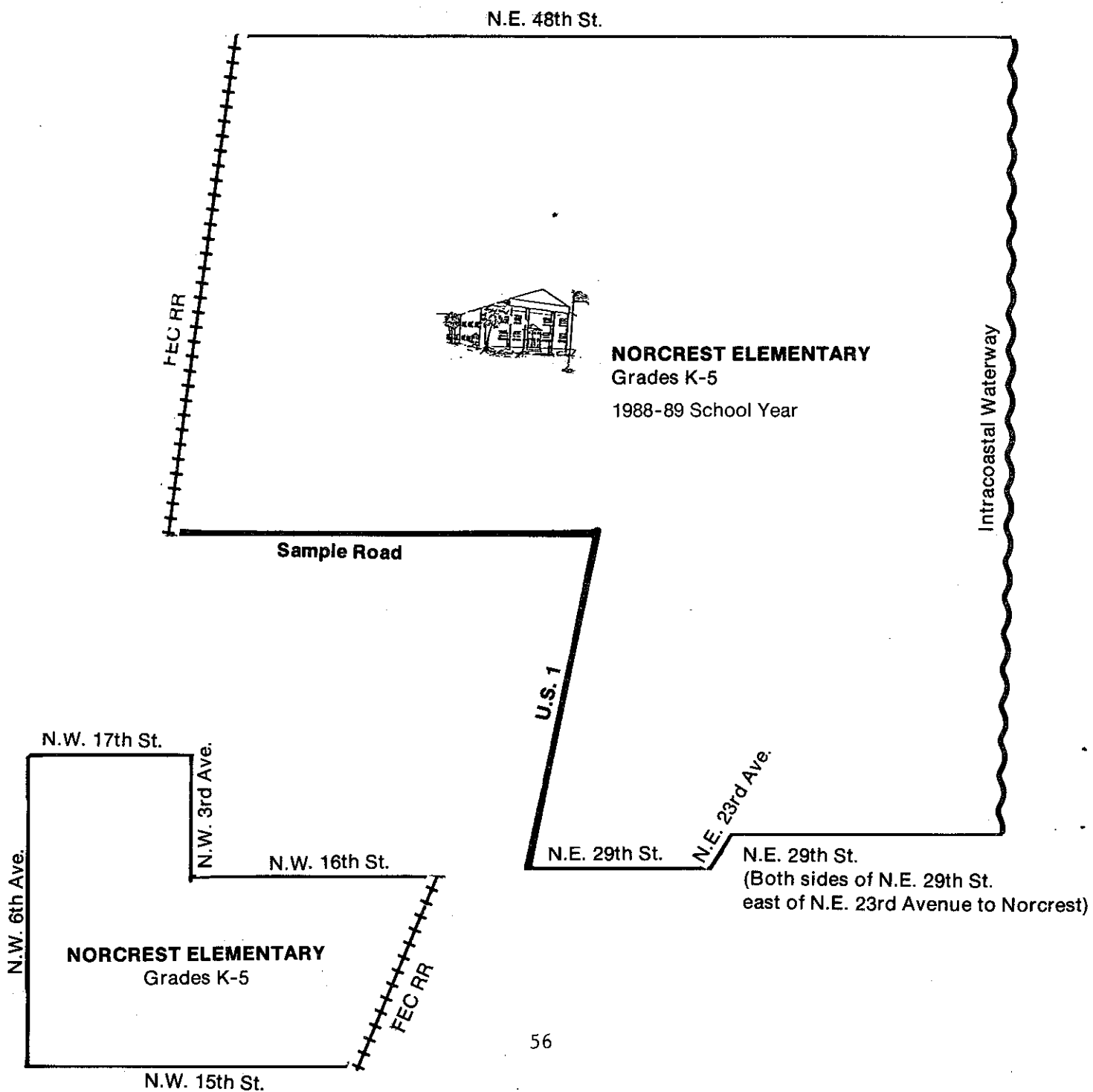




NORCREST ELEMENTARY SCHOOL

3951 N.E. 16th Avenue
Pompano Beach
Phone: 786-3720

Boundaries in this book are for the 1988-89 school year only. The boundaries are established annually by the School Board. For current information on boundaries please call Pupil Placement at 765-6285.

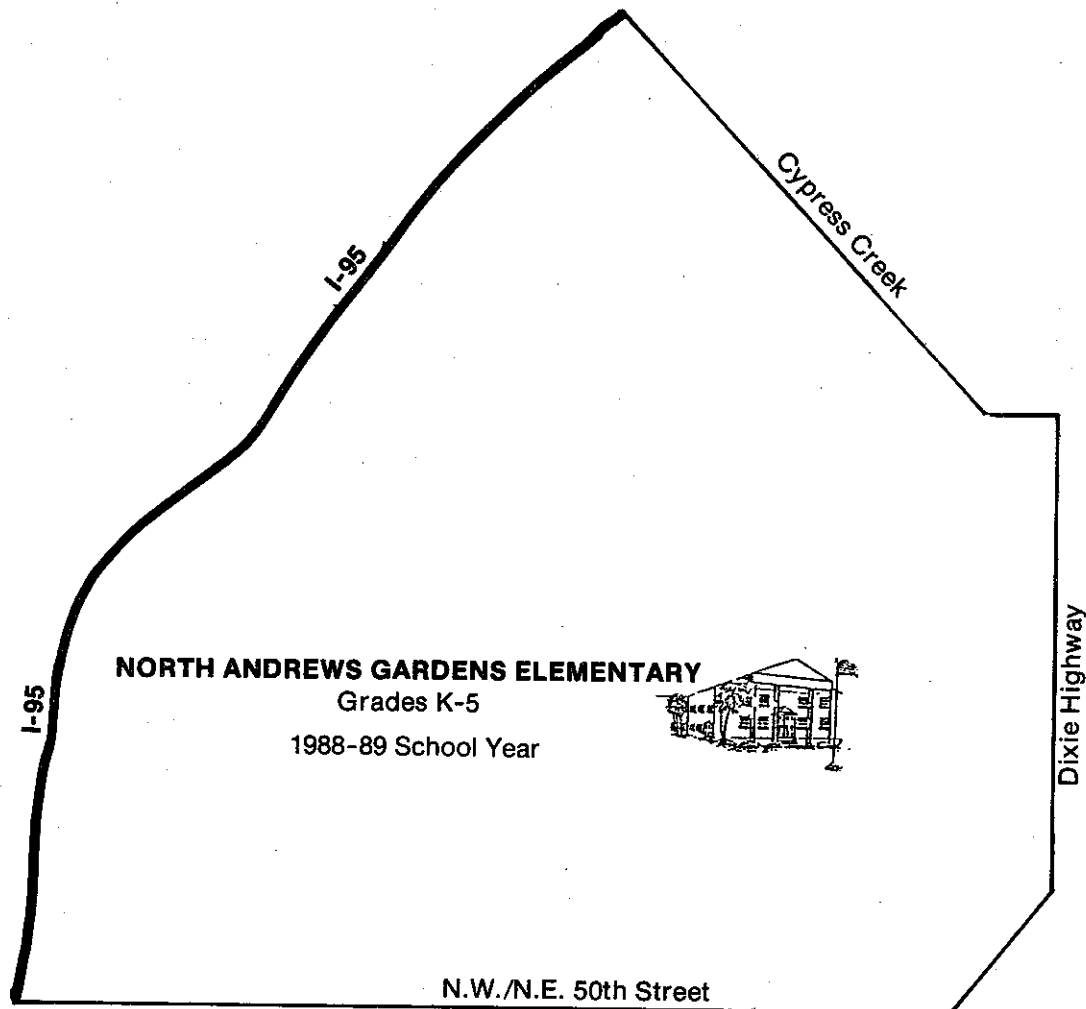




NORTH ANDREWS GARDENS ELEMENTARY SCHOOL

345 N.E. 56th Street
Fort Lauderdale
Phone: 928-0370

Boundaries in this book are for the 1988-89 school year only. The boundaries are established annually by the School Board. For current information on boundaries please call Pupil Placement at 765-6285.

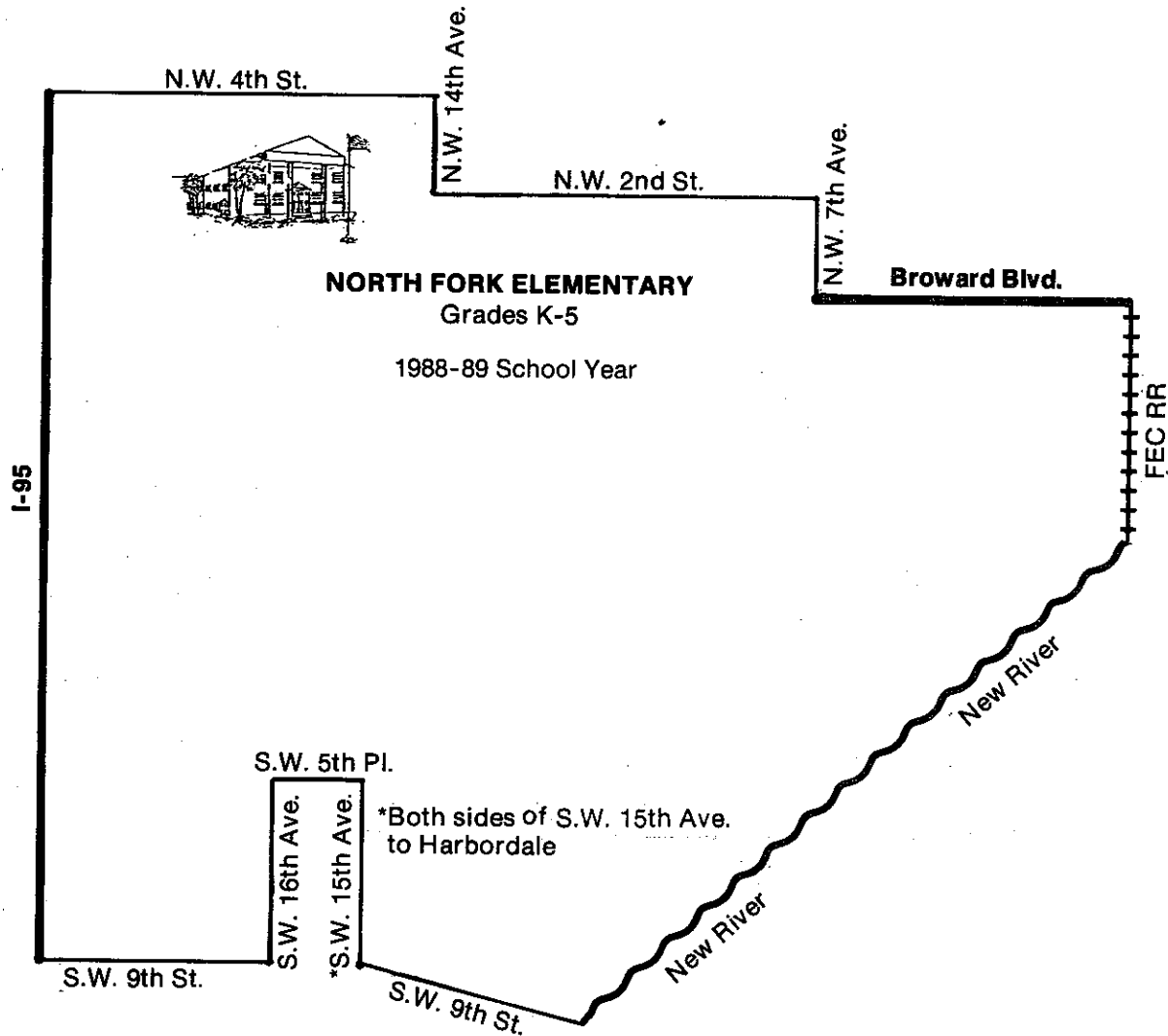




NORTH FORK ELEMENTARY SCHOOL

101 N.W. 15th Ave.
Fort Lauderdale
Phone: 765-6874

Boundaries in this book are for the 1988-89 school year only. The boundaries are established annually by the School Board. For current information on boundaries please call Pupil Placement at 765-6285.

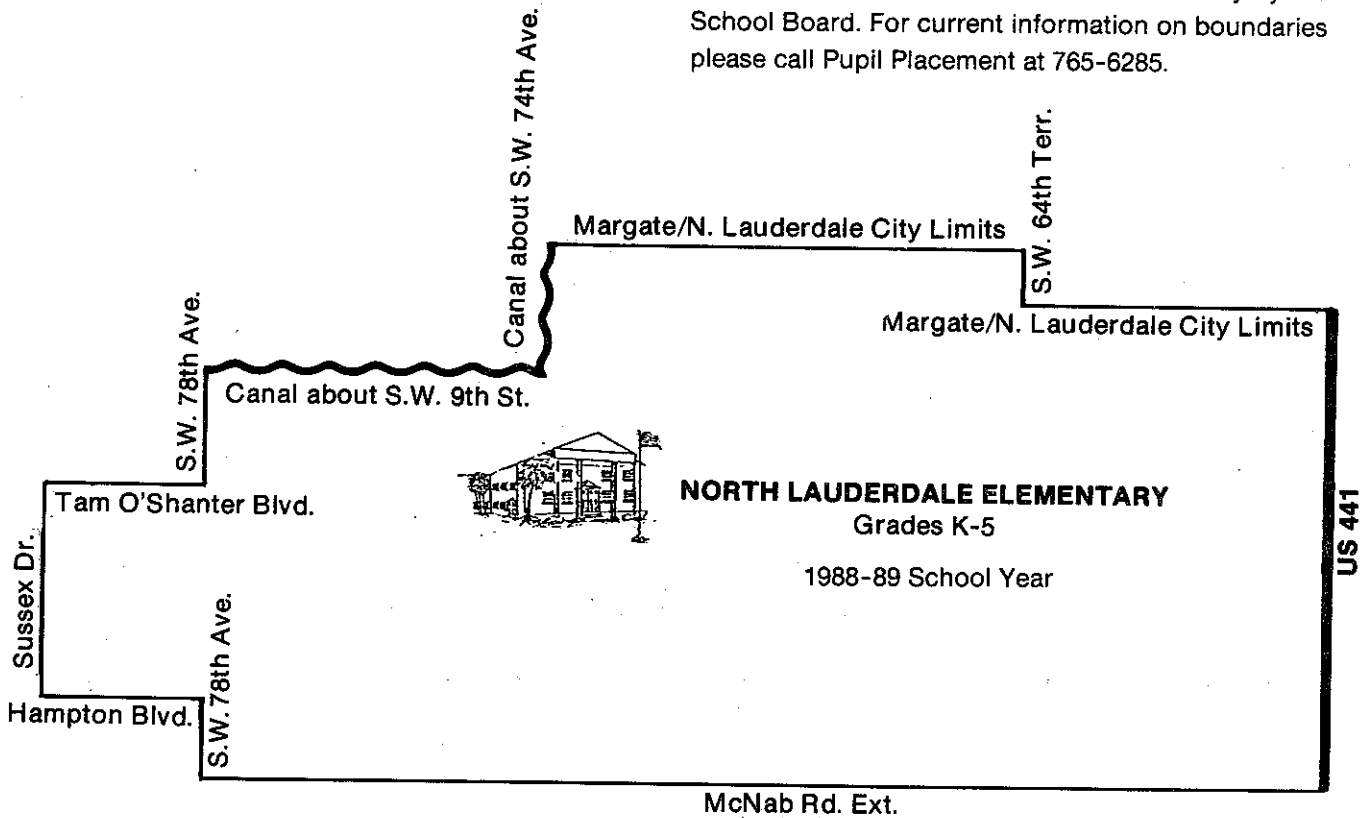




NORTH LAUDERDALE ELEMENTARY SCHOOL

7500 Kimberly Blvd.
North Lauderdale
Phone: 726-7550

Boundaries in this book are for the 1988-89 school year only. The boundaries are established annually by the School Board. For current information on boundaries please call Pupil Placement at 765-6285.

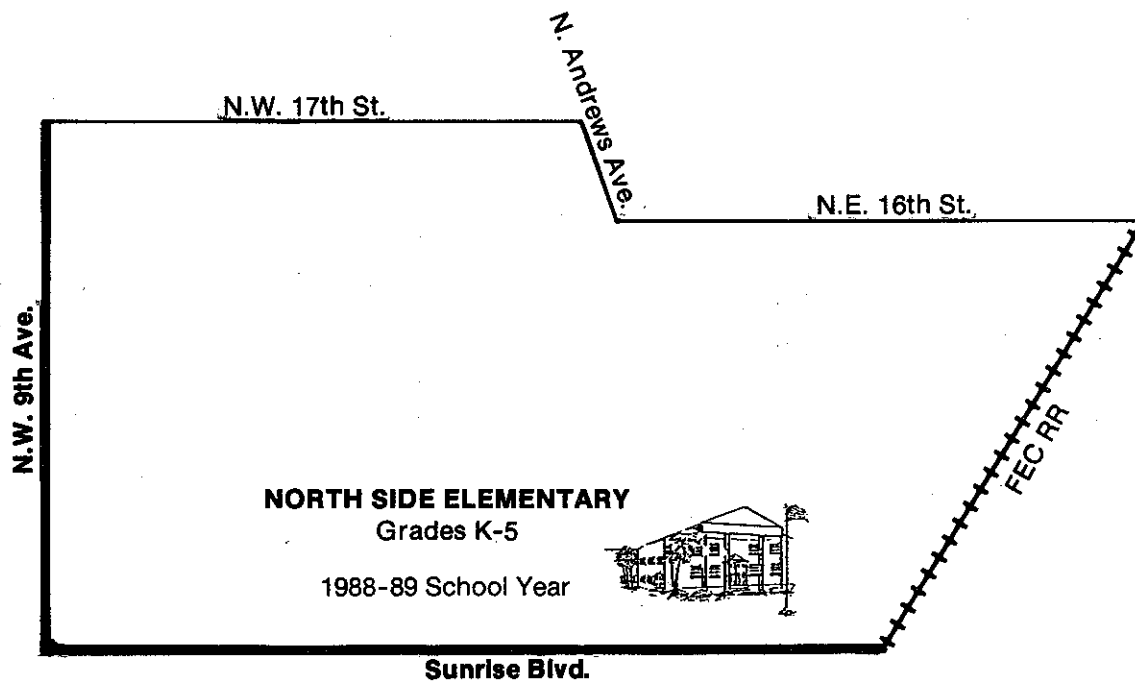




NORTH SIDE ELEMENTARY SCHOOL

120 N.E. 11th St.
Fort Lauderdale
Phone: 765-6886

Boundaries in this book are for the 1988-89 school year only. The boundaries are established annually by the School Board. For current information on boundaries please call Pupil Placement at 765-6285.



NOVA BLANCHE FORMAN ELEMENTARY SCHOOL

3521 Davie Rd.
Davie, Florida
Phone: 475-7788

Grades K-5

A Research and Development Center. Vacancies are filled by applicants who reside in Broward County. Admittance will be made according to School Board Policy.

Boundaries in this book are for the 1988-89 school year only. The boundaries are established annually by the School Board. For current information on boundaries please call Pupil Placement at 765-6285.

NOVA EISENHOWER ELEMENTARY SCHOOL

6501 S.W. 39th Street
Davie, Florida
Phone: 475-7777

Grades K-5

A Research and Development Center. Vacancies are filled by applicants who reside in Broward County. Admittance will be made according to School Board Policy.

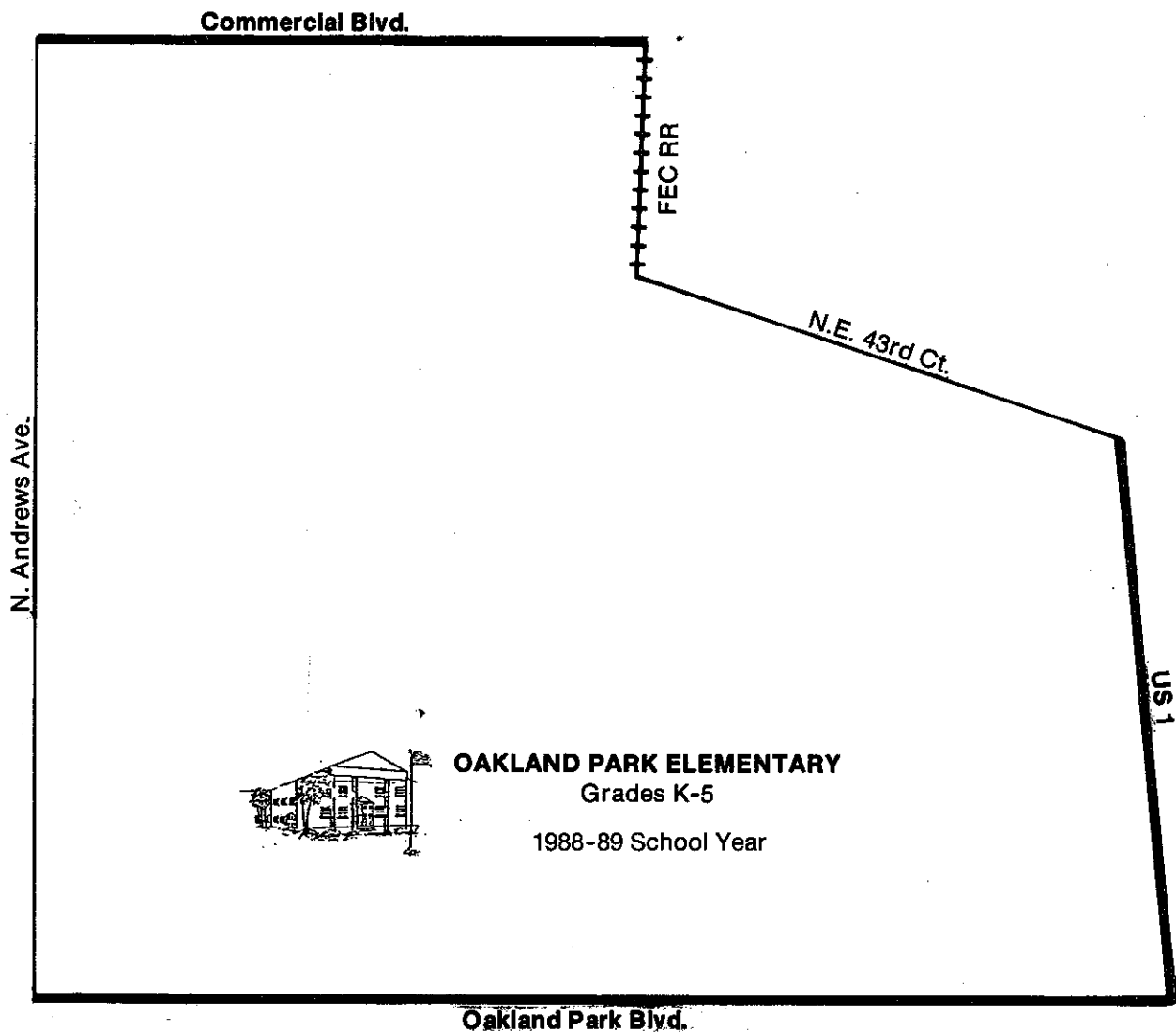
Boundaries in this book are for the 1988-89 school year only. The boundaries are established annually by the School Board. For current information on boundaries please call Pupil Placement at 765-6285.



OAKLAND PARK ELEMENTARY SCHOOL

936 N.E. 33rd St.
Oakland Park
Phone: 390-0790

Boundaries in this book are for the 1988-89 school year only. The boundaries are established annually by the School Board. For current information on boundaries please call Pupil Placement at 765-6285.

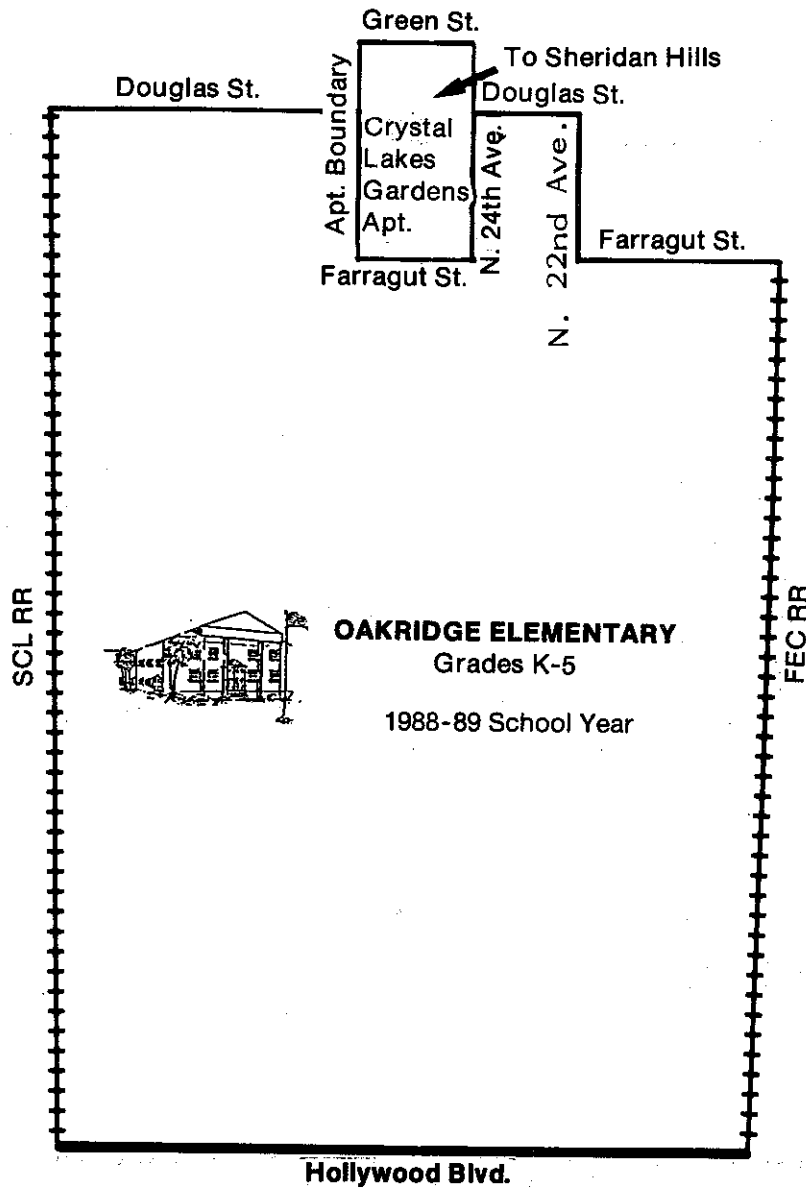




OAKRIDGE ELEMENTARY SCHOOL

1507 N. 28th Ave.
Hollywood
Phone: 922-4571

Boundaries in this book are for the 1988-89 school year only. The boundaries are established annually by the School Board. For current information on boundaries please call Pupil Placement at 765-6285.

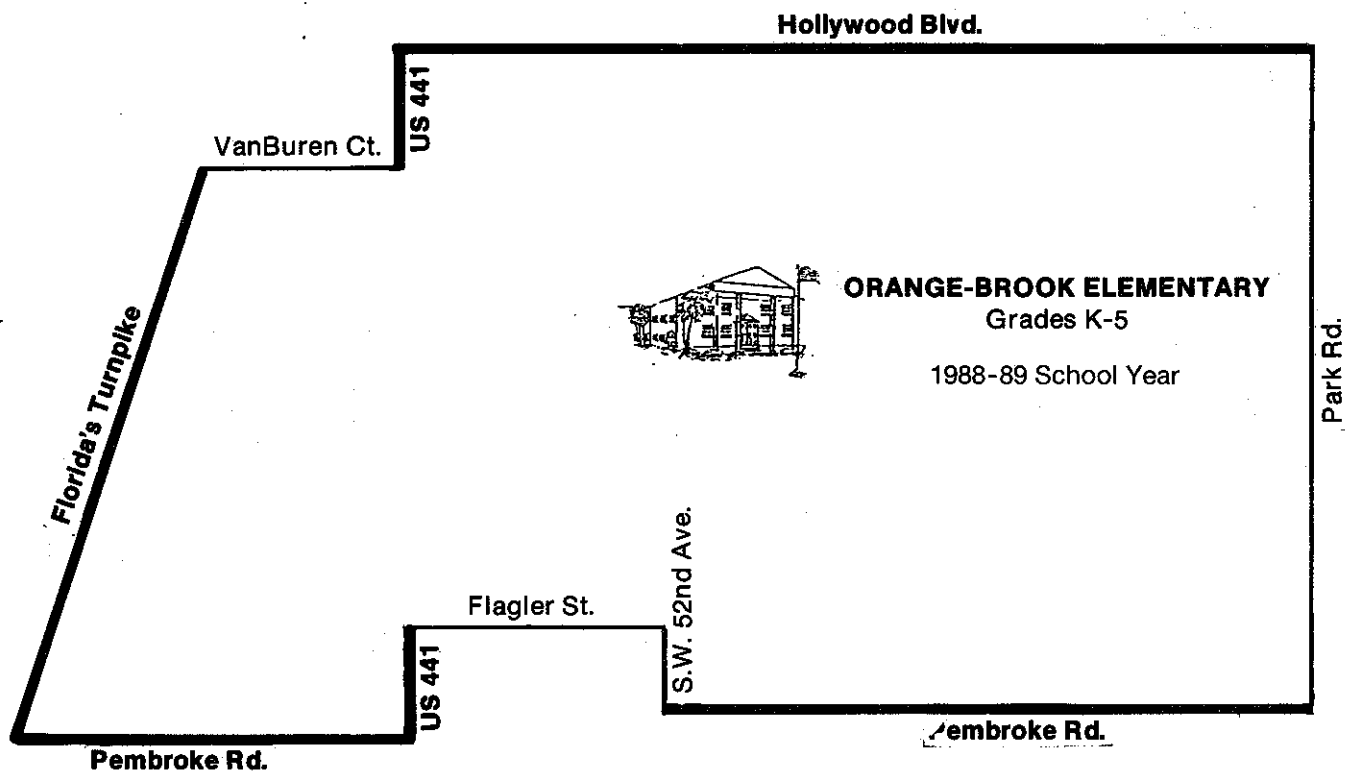




ORANGE BROOK ELEMENTARY SCHOOL

715 South 46th Ave.
Hollywood
Phone: 985-2920

Boundaries in this book are for the 1988-89 school year only. The boundaries are established annually by the School Board. For current information on boundaries please call Pupil Placement at 765-6285.

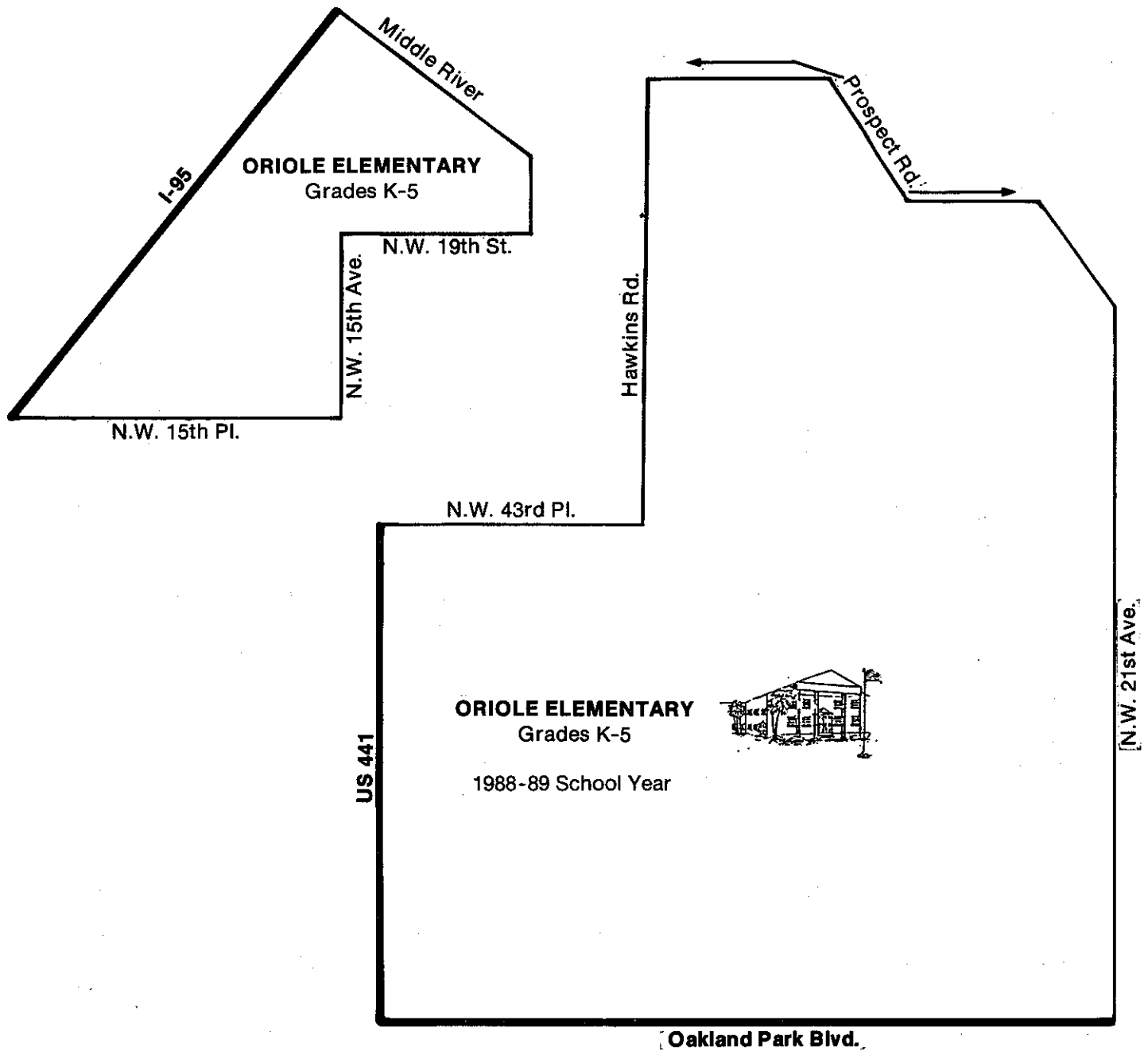




ORIOLE ELEMENTARY

3081 N.W. 39th St.
Lauderdale Lakes
Phone: 731-8810

Boundaries in this book are for the 1988-89 school year only. The boundaries are established annually by the School Board. For current information on boundaries please call Pupil Placement at 765-6285.

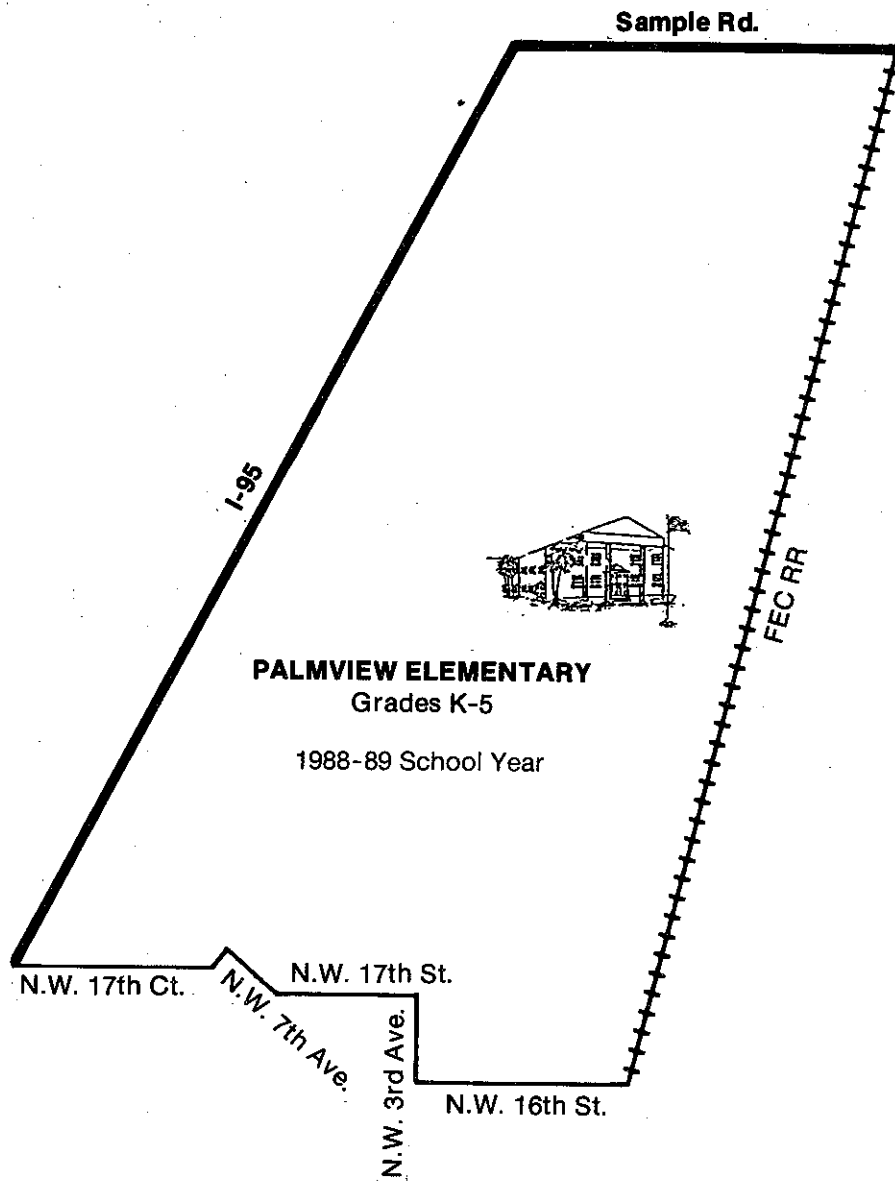




PALMVIEW ELEMENTARY SCHOOL

2601 N.E. 1st Ave.
Pompano Beach
Phone: 786-3788

Boundaries in this book are for the 1988-89 school year only. The boundaries are established annually by the School Board. For current information on boundaries please call Pupil Placement at 765-6285.

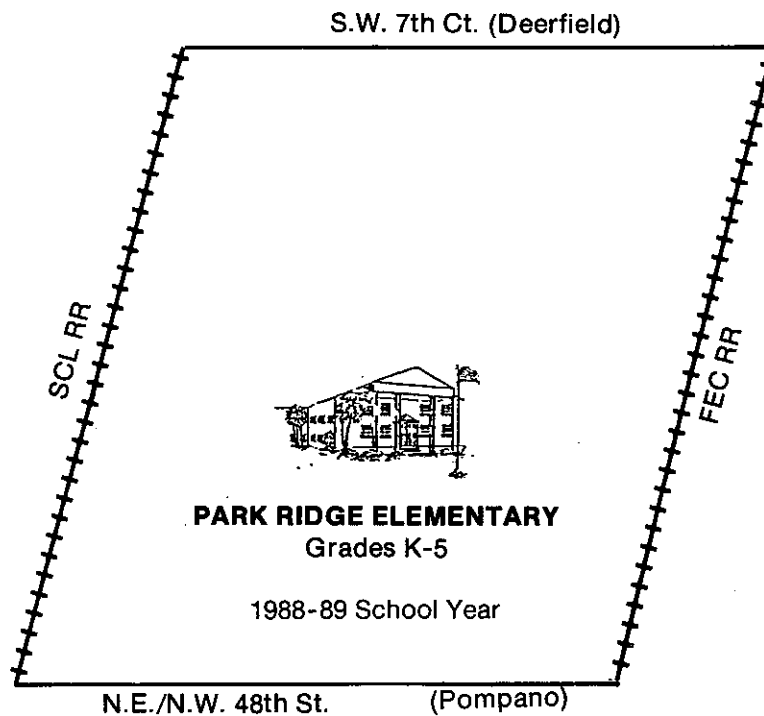




PARK RIDGE ELEMENTARY

5200 N.E. 9th Ave.
Pompano Beach
Phone: 481-5785

Boundaries in this book are for the 1988-89 school year only. The boundaries are established annually by the School Board. For current information on boundaries please call Pupil Placement at 765-6285.

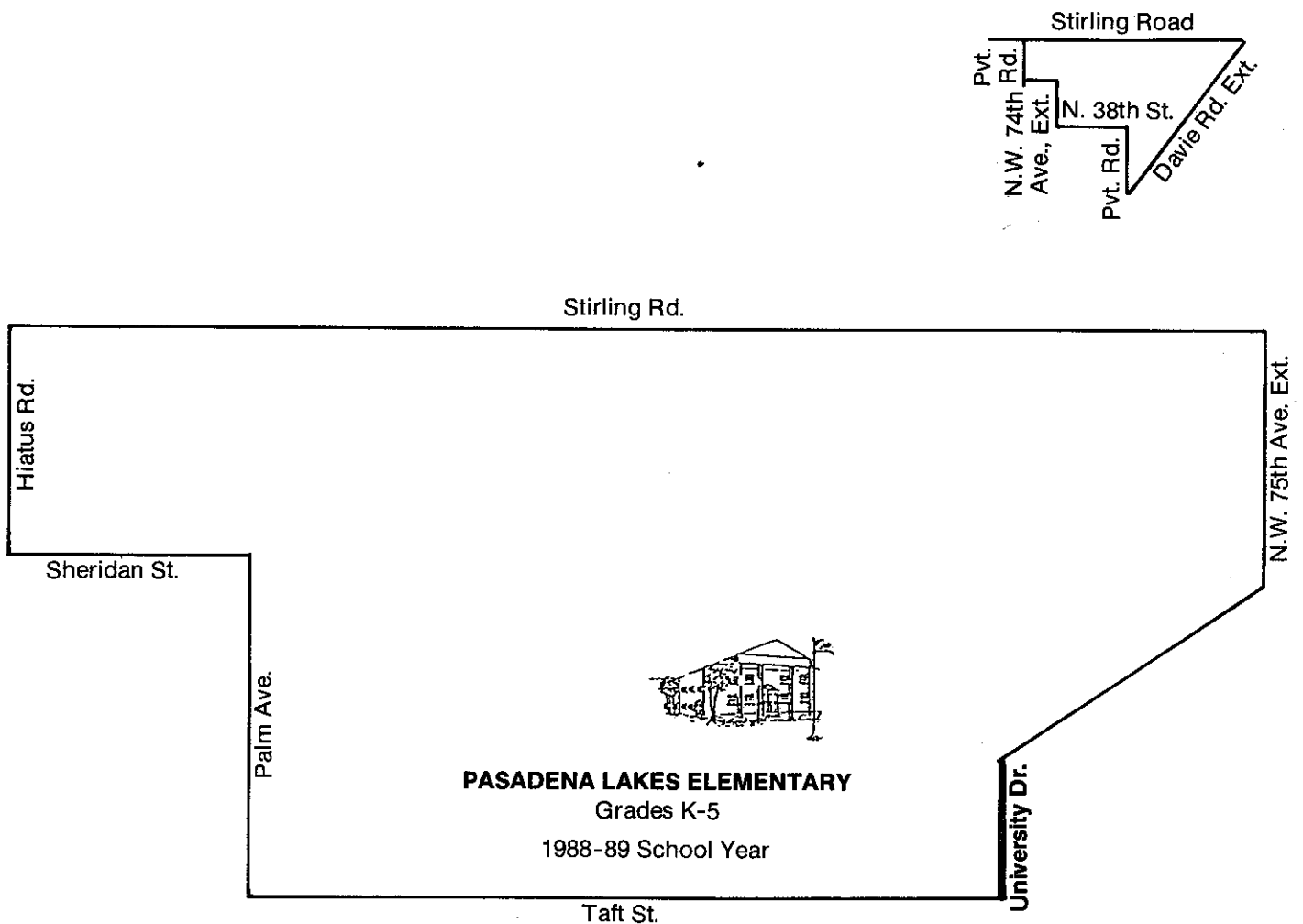




PASADENA LAKES ELEMENTARY SCHOOL

8801 Pasadena Blvd.
Pembroke Pines
Phone: 437-1900

Boundaries in this book are for the 1988-89 school year only. The boundaries are established annually by the School Board. For current information on boundaries please call Pupil Placement at 765-6285.

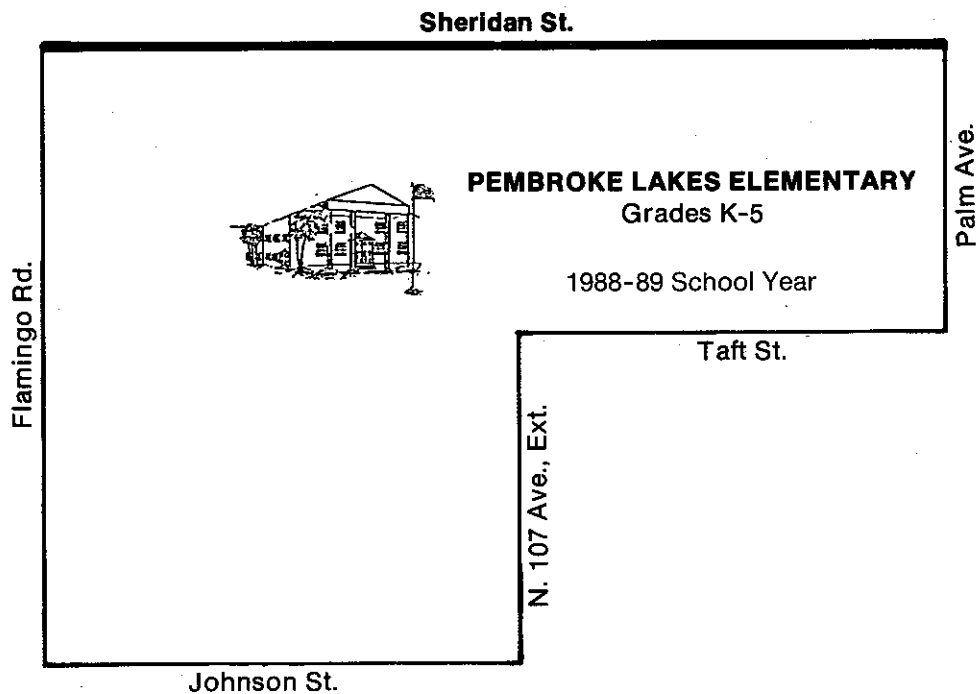




PEMBROKE LAKES ELEMENTARY SCHOOL

11251 N.W. Taft St.
Pembroke Lakes
Phone: 437-1940

Boundaries in this book are for the 1988-89 school year only. The boundaries are established annually by the School Board. For current information on boundaries please call Pupil Placement at 765-6285.



N ←

PEMBROKE PINES ELEMENTARY SCHOOL

6700 S.W. 9th St.
Pembroke Pines
Phone: 985-2860

Florida's Turnpike



PEMBROKE PINES ELEMENTARY Grades K-5

1988-89 School Year

Pembroke Rd.

Douglas Rd.

Miramar Parkway

Palm Ave.

Dade County Line

Dade County Line

S.W. 148th Ave.

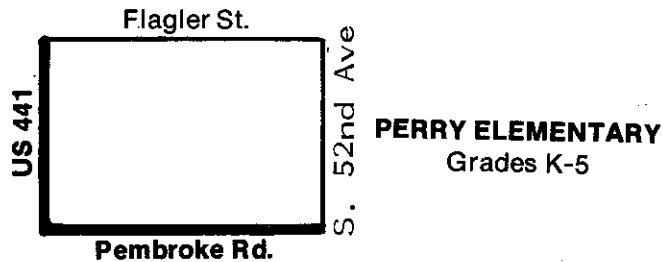
Hollywood Blvd.

Boundaries in this book are for the 1988-89 school year only. The boundaries are established annually by the School Board. For current information on boundaries please call Pupil Placement at 765-6285.


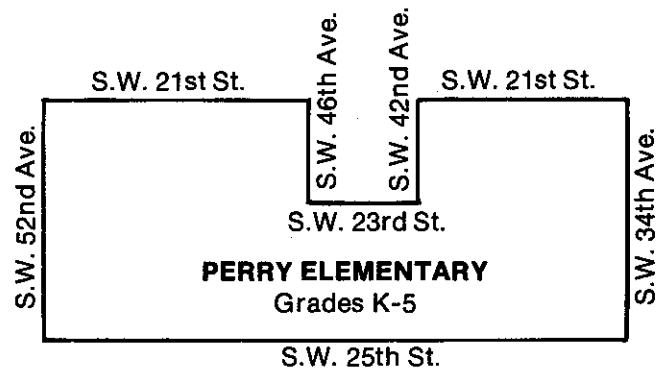


PERRY ELEMENTARY SCHOOL

6850 S.W. 34th St.
Miramar
Phone: 985-5444



Boundaries in this book are for the 1988-89 school year only. The boundaries are established annually by the School Board. For current information on boundaries please call Pupil Placement at 765-6285.

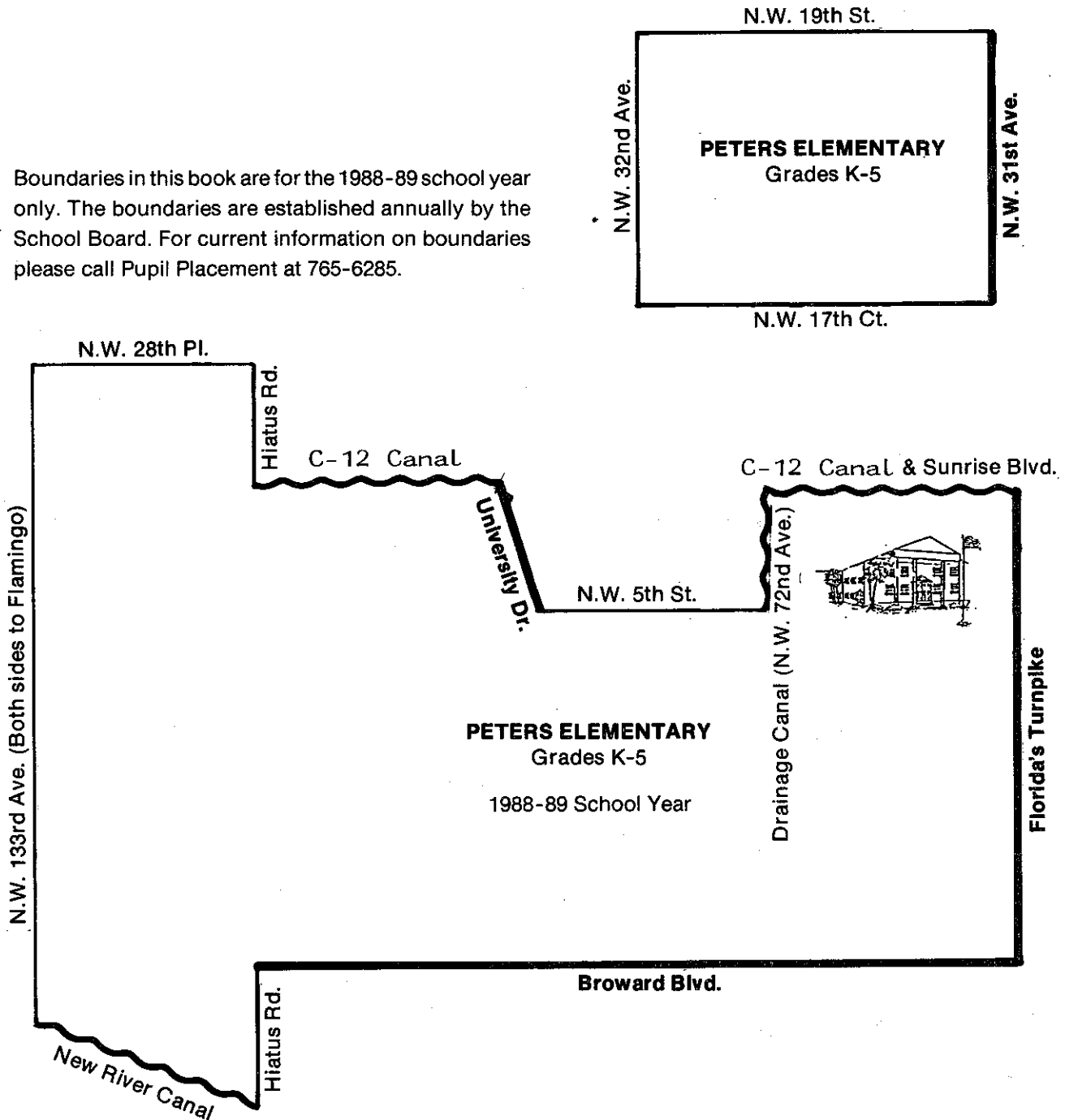




PETERS ELEMENTARY SCHOOL

851 N.W. 68th Ave.
Plantation
Phone: 581-1120

Boundaries in this book are for the 1988-89 school year only. The boundaries are established annually by the School Board. For current information on boundaries please call Pupil Placement at 765-6285.





PINES LAKES ELEMENTARY SCHOOL

10300 Johnson St.
Pembroke Pines
Phone: 437-1920

S. New River Canal

I-75

Sheridan St.

Flamingo Rd.

N. 107th Ave. Ext.

Taft St.

**PINES LAKES
ELEMENTARY**
Grades K-5



1988-89 School Year

Johnson St.

Douglas Rd.

Hollywood Blvd.

S.W. 148th Ave.

Dade County Line

County Line

Boundaries in this book are for the 1988-89 school year only. The boundaries are established annually by the School Board. For current information on boundaries please call Pupil Placement at 765-6285.

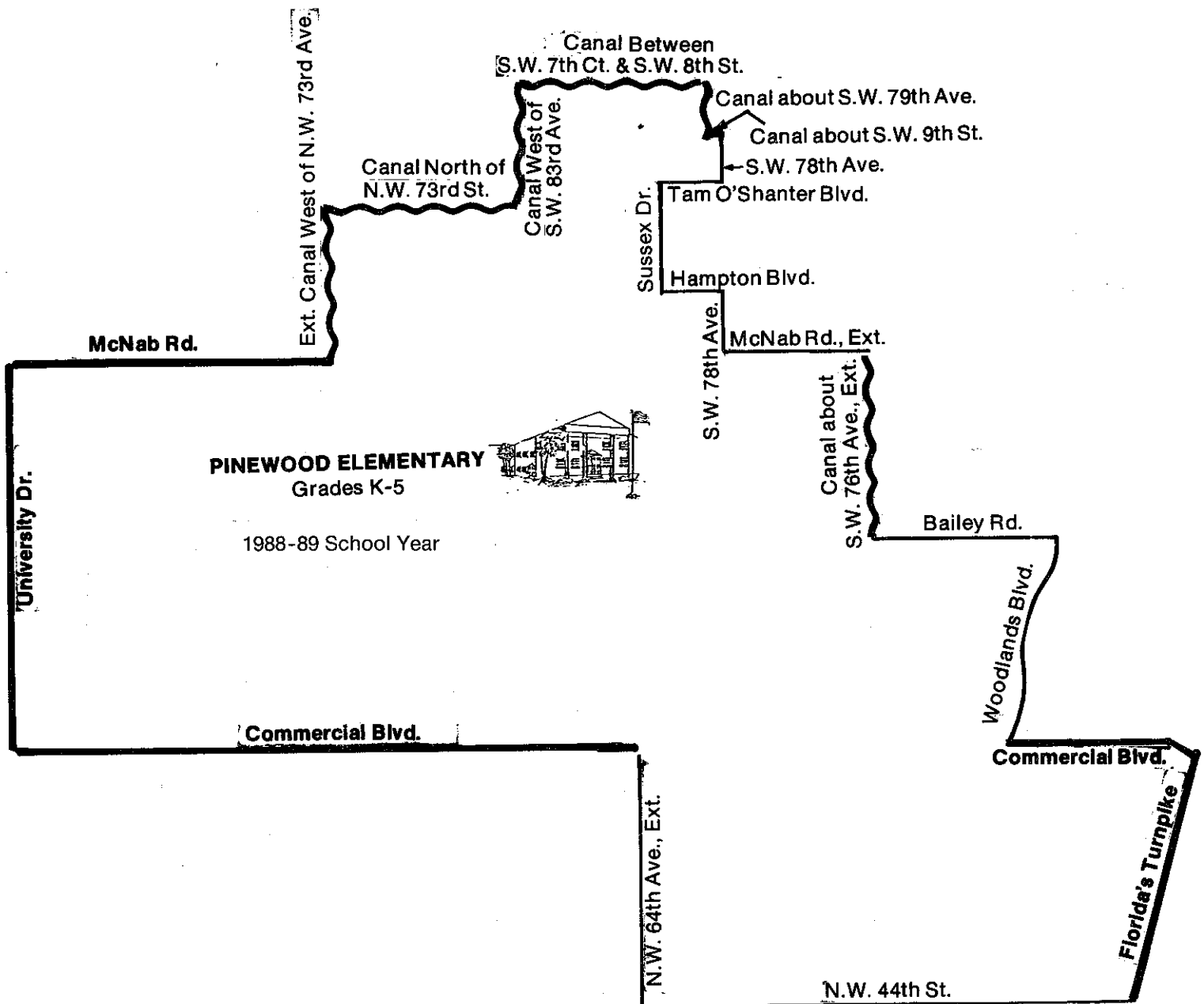
ALL STUDENTS LIVING ON
BOTH SIDES OF U.S. 27
FROM DADE COUNTY LINE
TO SHERIDAN ST. WILL
GO TO PINES LAKES.



PINEWOOD ELEMENTARY SCHOOL

2000 S.W. 83rd Ave.
North Lauderdale
Phone: 726-7560

Boundaries in this book are for the 1988-89 school year only. The boundaries are established annually by the School Board. For current information on boundaries please call Pupil Placement at 765-6285.





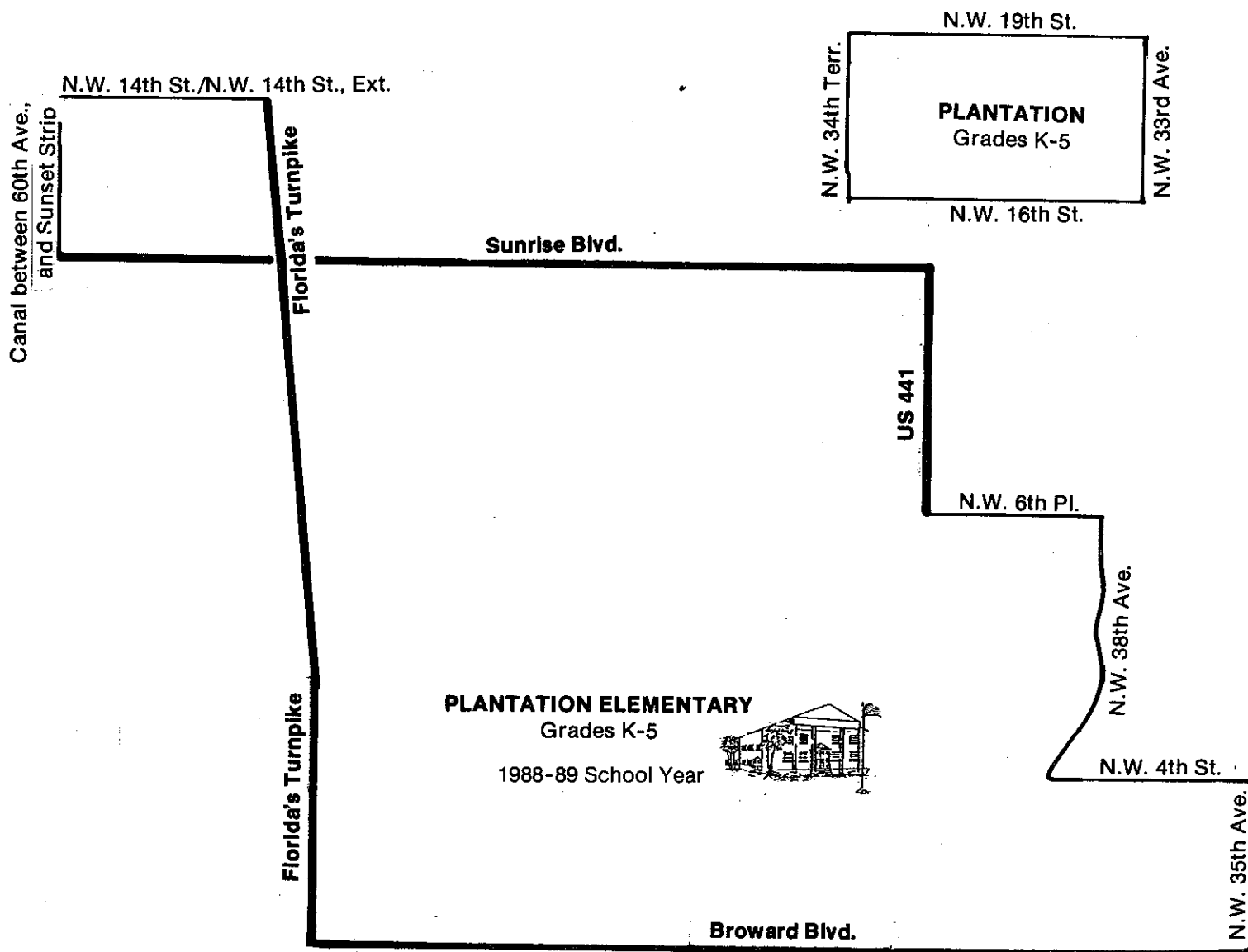
PLANTATION ELEMENTARY SCHOOL

301 N.W. 46th Ave.

Plantation

Phone: 587-7500

Boundaries in this book are for the 1988-89 school year only. The boundaries are established annually by the School Board. For current information on boundaries please call Pupil Placement at 765-6285.





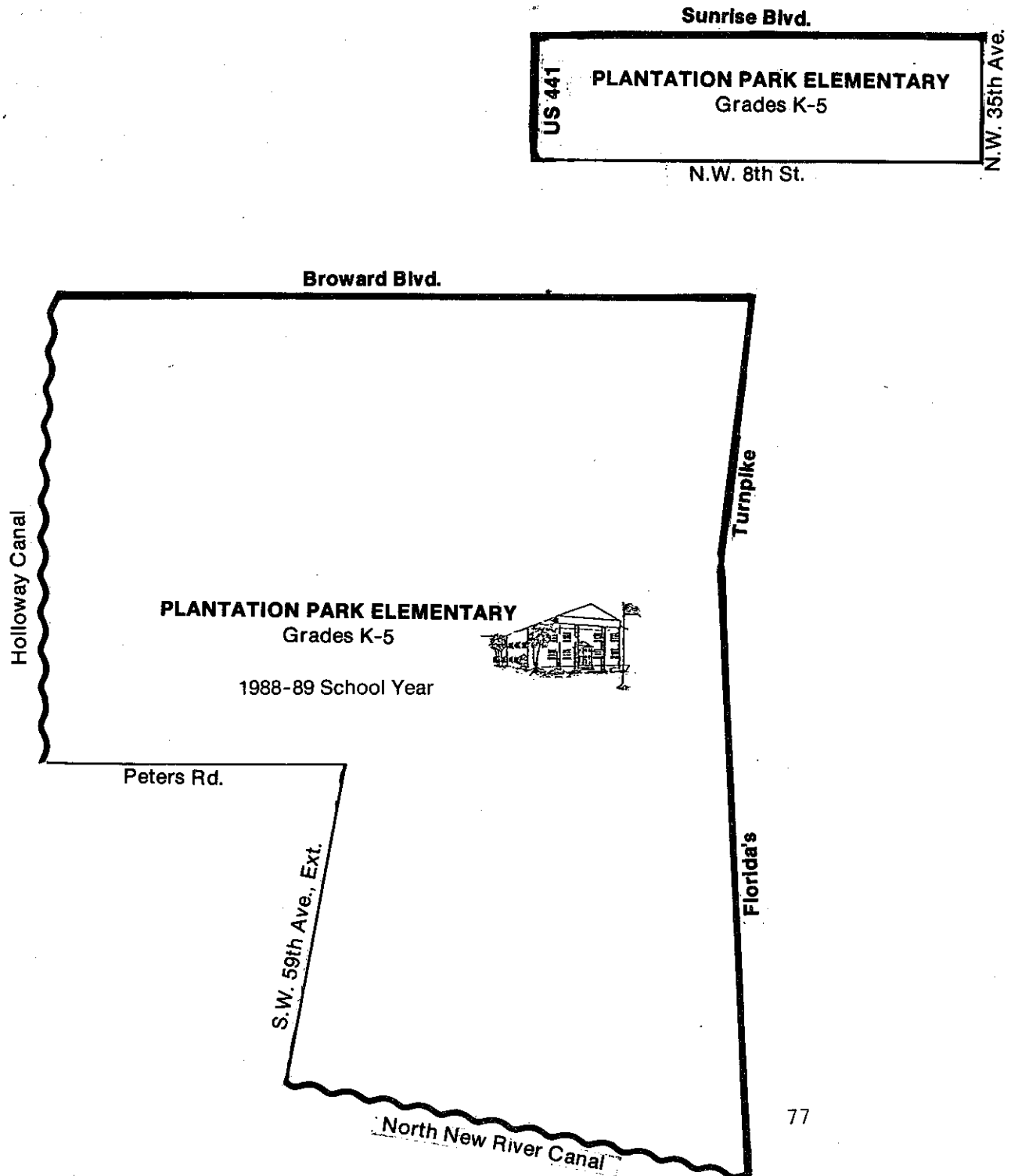
PLANTATION PARK ELEMENTARY SCHOOL

875 S.W. 54th Ave.

Plantation

Phone: 797-1360

Boundaries in this book are for the 1988-89 school year only. The boundaries are established annually by the School Board. For current information on boundaries please call Pupil Placement at 765-6285.

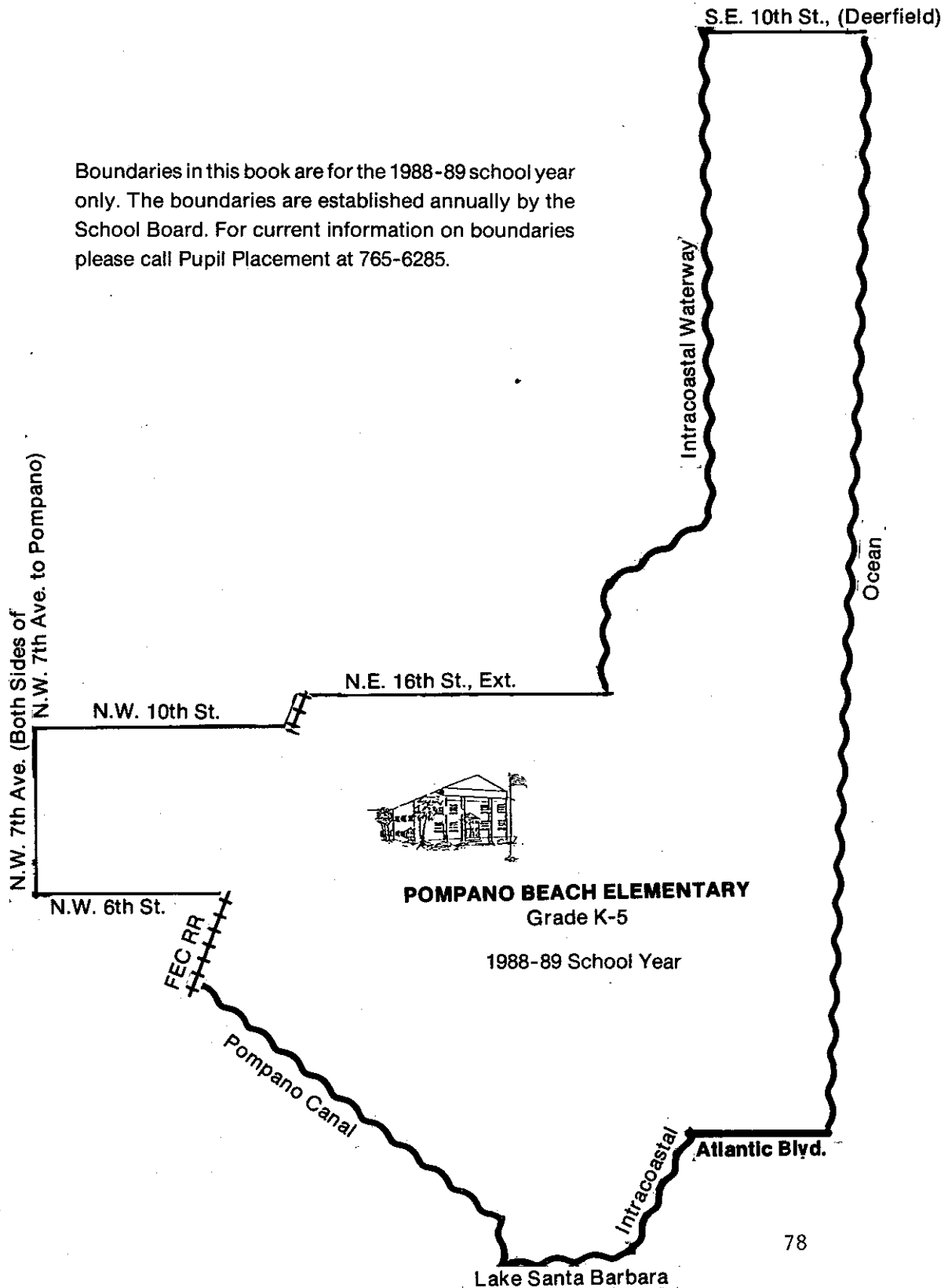




POMPANO BEACH ELEMENTARY SCHOOL

700 N.E. 13th Ave.
Pompano Beach
Phone: 786-3700

Boundaries in this book are for the 1988-89 school year only. The boundaries are established annually by the School Board. For current information on boundaries please call Pupil Placement at 765-6285.





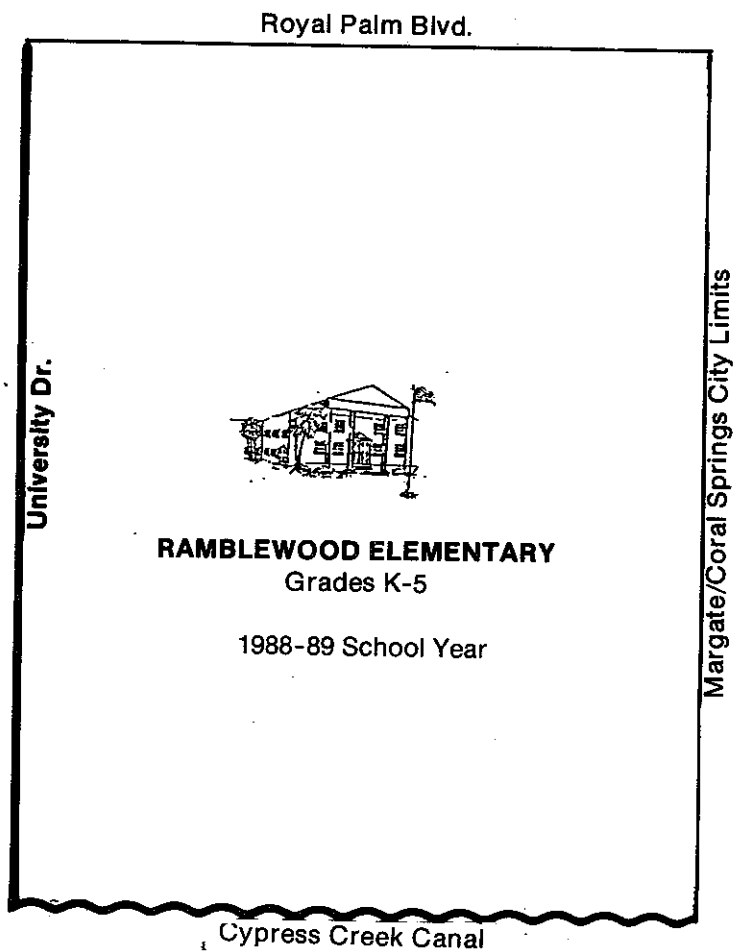
RAMBLEWOOD ELEMENTARY

8950 Shadow Wood Blvd.

Coral Springs

Phone: 344-5860

Boundaries in this book are for the 1988-89 school year only. The boundaries are established annually by the School Board. For current information on boundaries please call Pupil Placement at 765-6285.

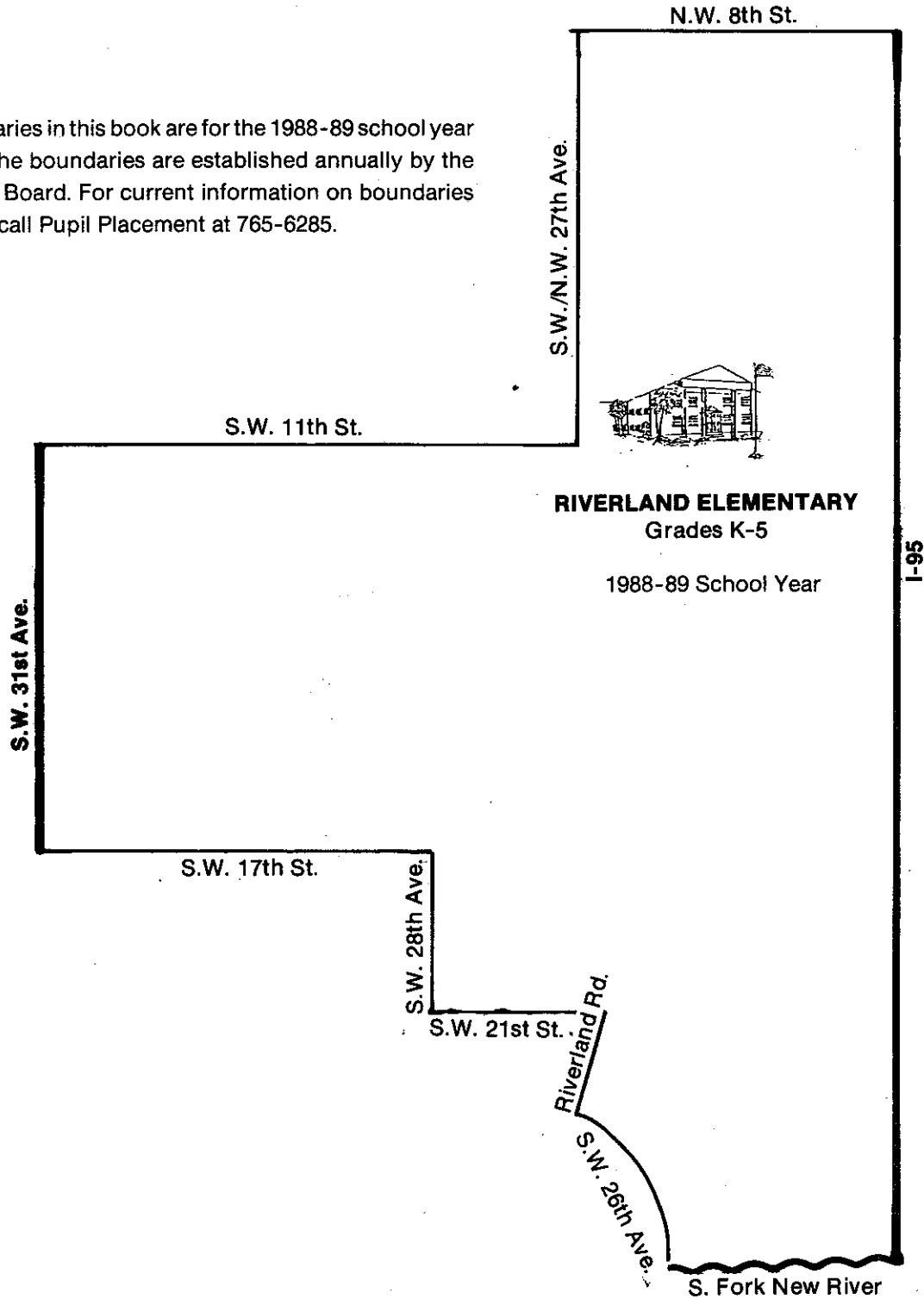




RIVERLAND ELEMENTARY SCHOOL

2600 S.W. 11th Ct.
Fort Lauderdale
Phone: 581-3120

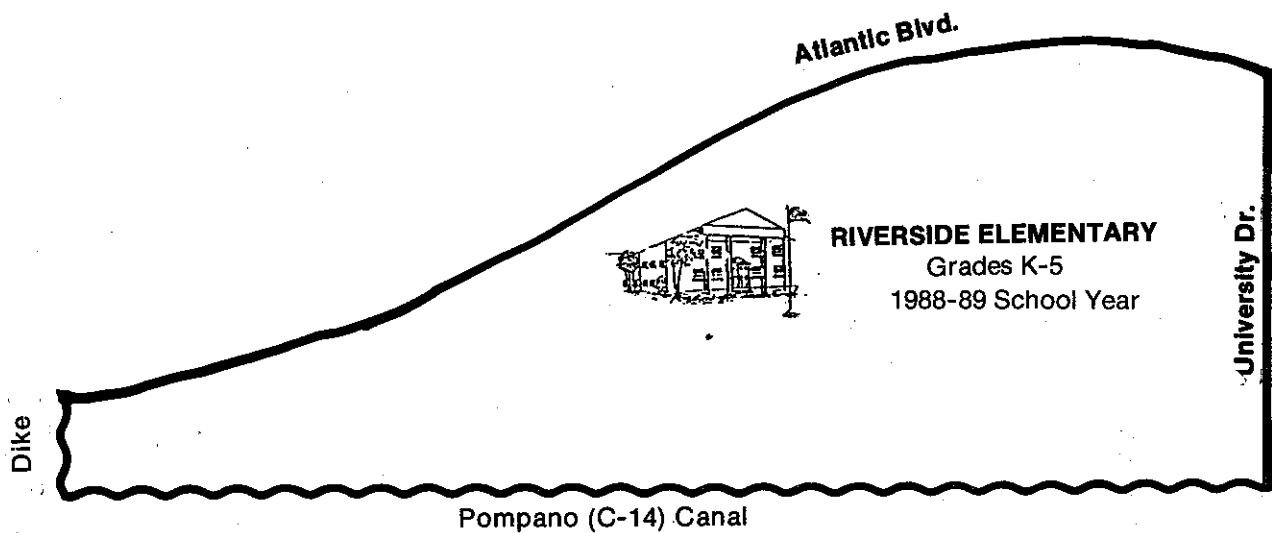
Boundaries in this book are for the 1988-89 school year only. The boundaries are established annually by the School Board. For current information on boundaries please call Pupil Placement at 765-6285.





RIVERSIDE ELEMENTARY SCHOOL

11450 Riverside Drive
Coral Springs
Phone: 755-9884



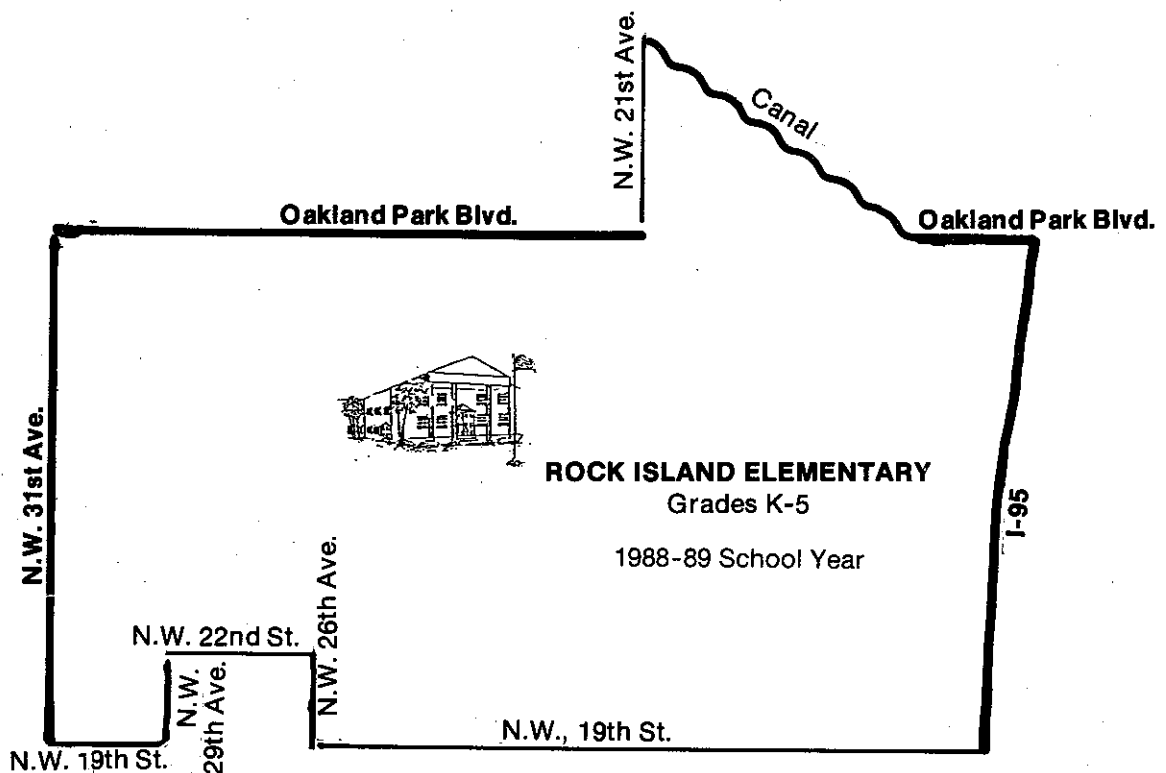
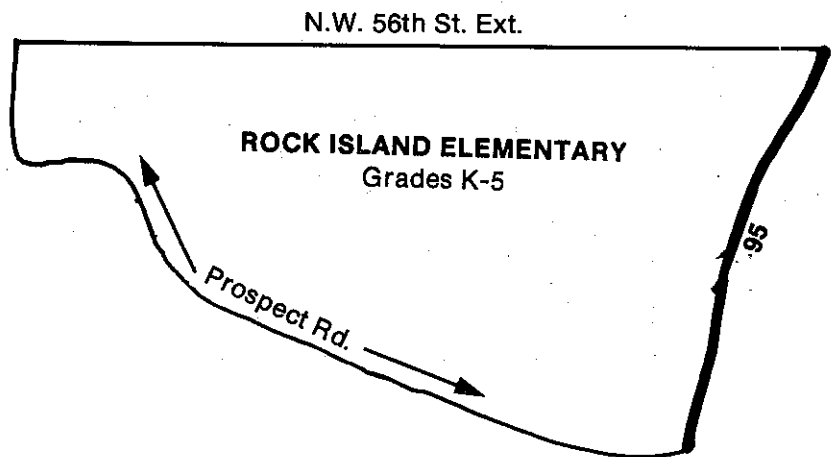
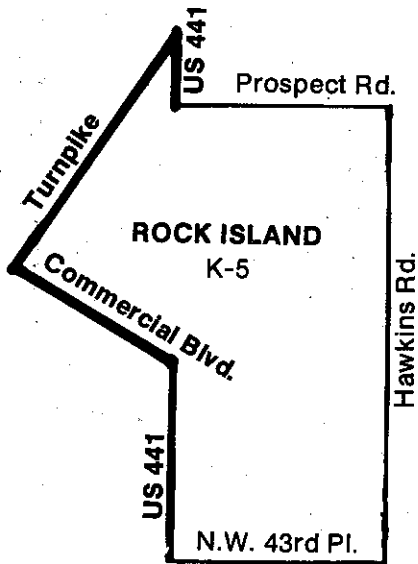
Boundaries in this book are for the 1988-89 school year only. The boundaries are established annually by the School Board. For current information on boundaries please call Pupil Placement at 765-6285.



ROCK ISLAND ELEMENTARY

2301 N.W. 26th At.
Fort Lauderdale
Phone: 731-1345

Boundaries in this book are for the 1988-89 school year only. The boundaries are established annually by the School Board. For current information on boundaries please call Pupil Placement at 765-6285.





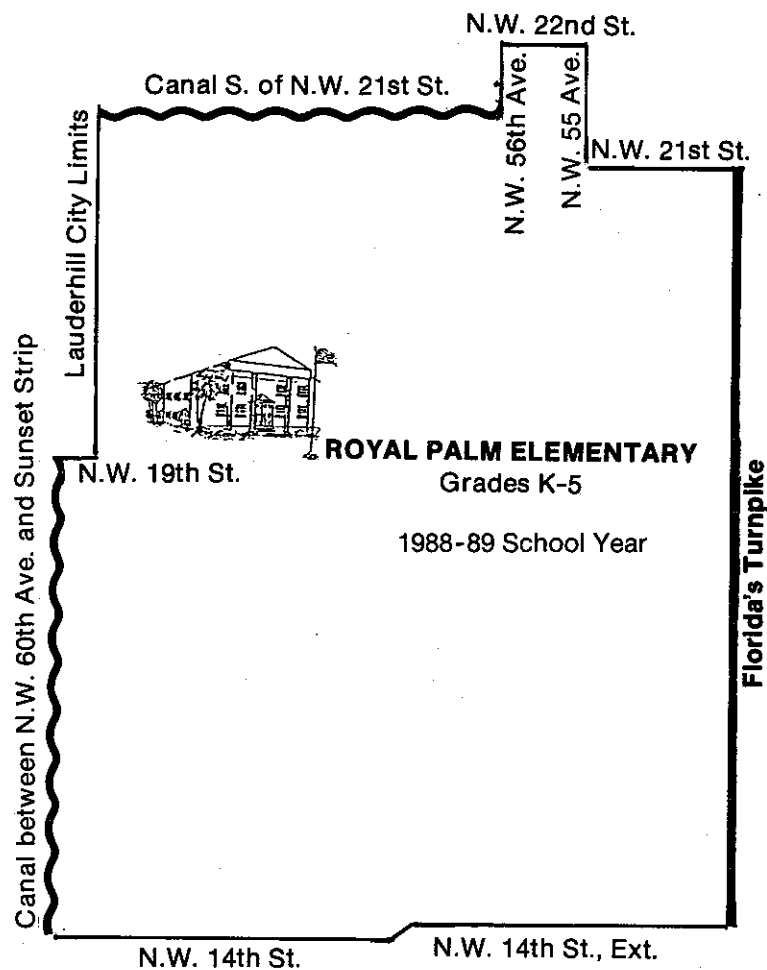
ROYAL PALM ELEMENTARY SCHOOL

1951 N.W. 56th Ave.

Lauderhill

Phone: 735-5025

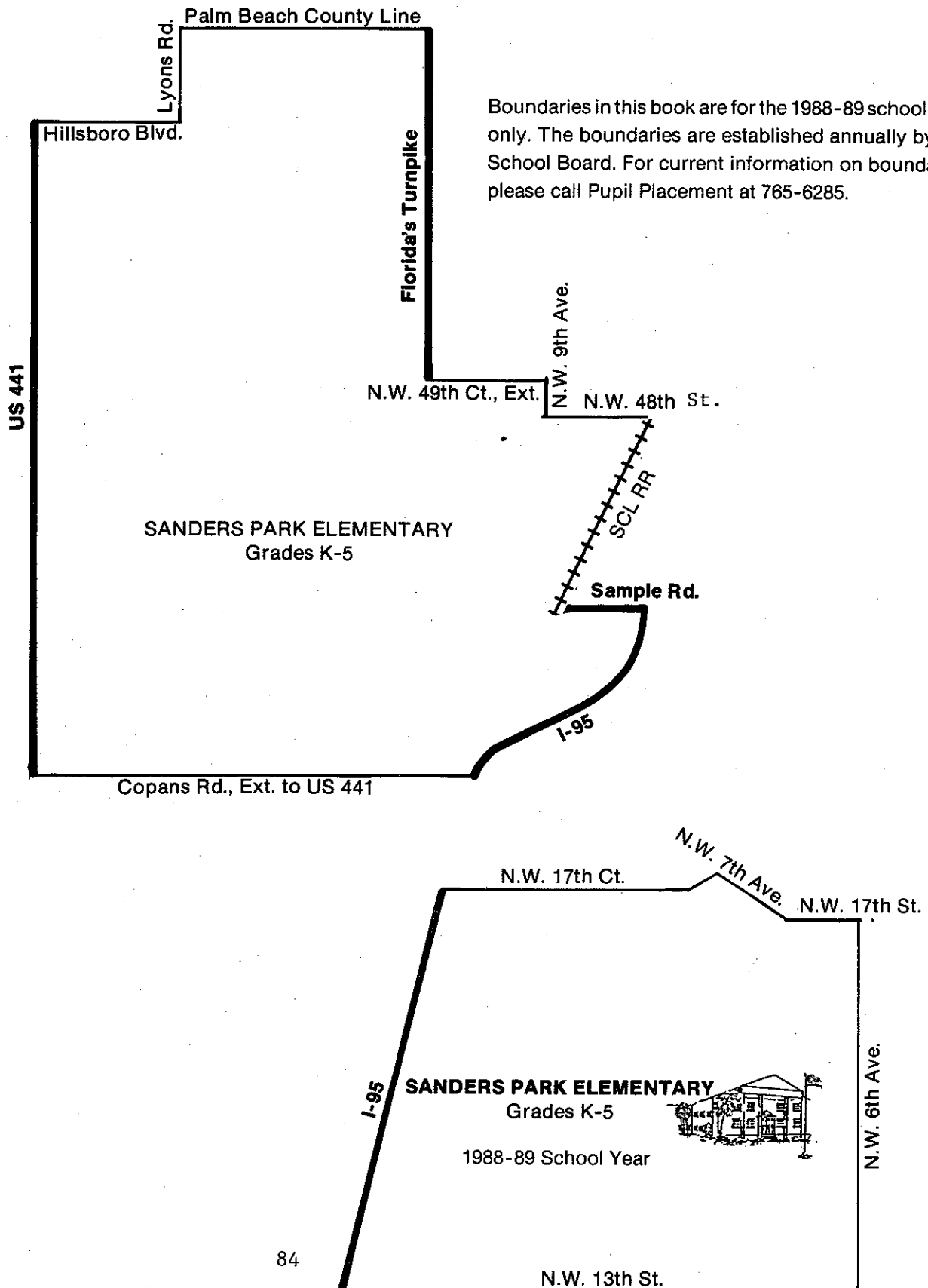
Boundaries in this book are for the 1988-89 school year only. The boundaries are established annually by the School Board. For current information on boundaries please call Pupil Placement at 765-6285.





SANDERS PARK ELEMENTARY SCHOOL

800 N.W. 16th St.
Pompano Beach
Phone: 786-3760





SANDPIPER ELEMENTARY SCHOOL

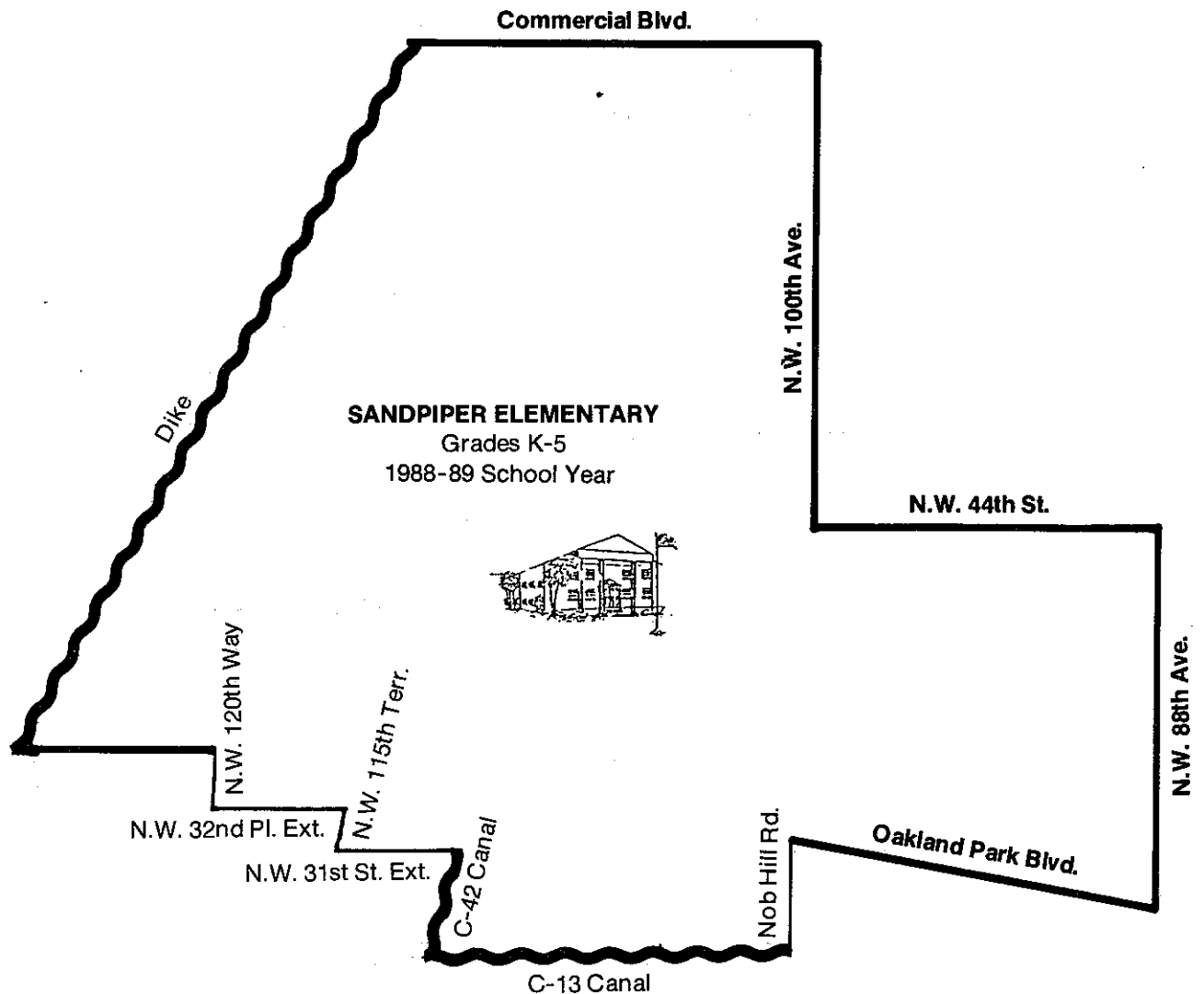
5000 N.W. 94th Avenue *

Sunrise

Phone: 748-8441

*temporary location

Boundaries in this book are for the 1988-89 school year only. The boundaries are established annually by the School Board. For current information on boundaries please call Pupil Placement at 765-6285.

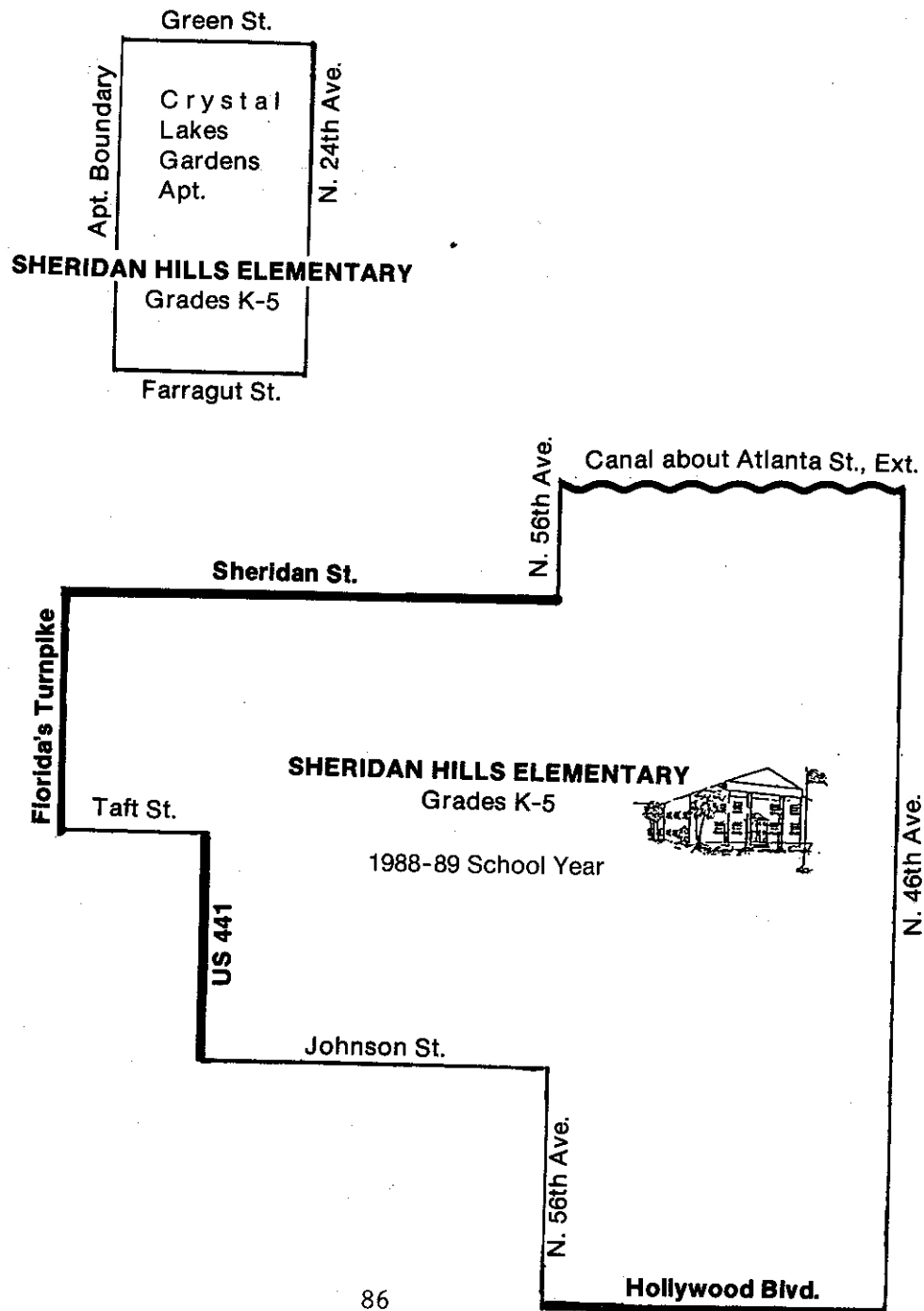




SHERIDAN HILLS ELEMENTARY

5001 Thomas St.
Hollywood
Phone: 985-3200

Boundaries in this book are for the 1988-89 school year only. The boundaries are established annually by the School Board. For current information on boundaries please call Pupil Placement at 765-6285.

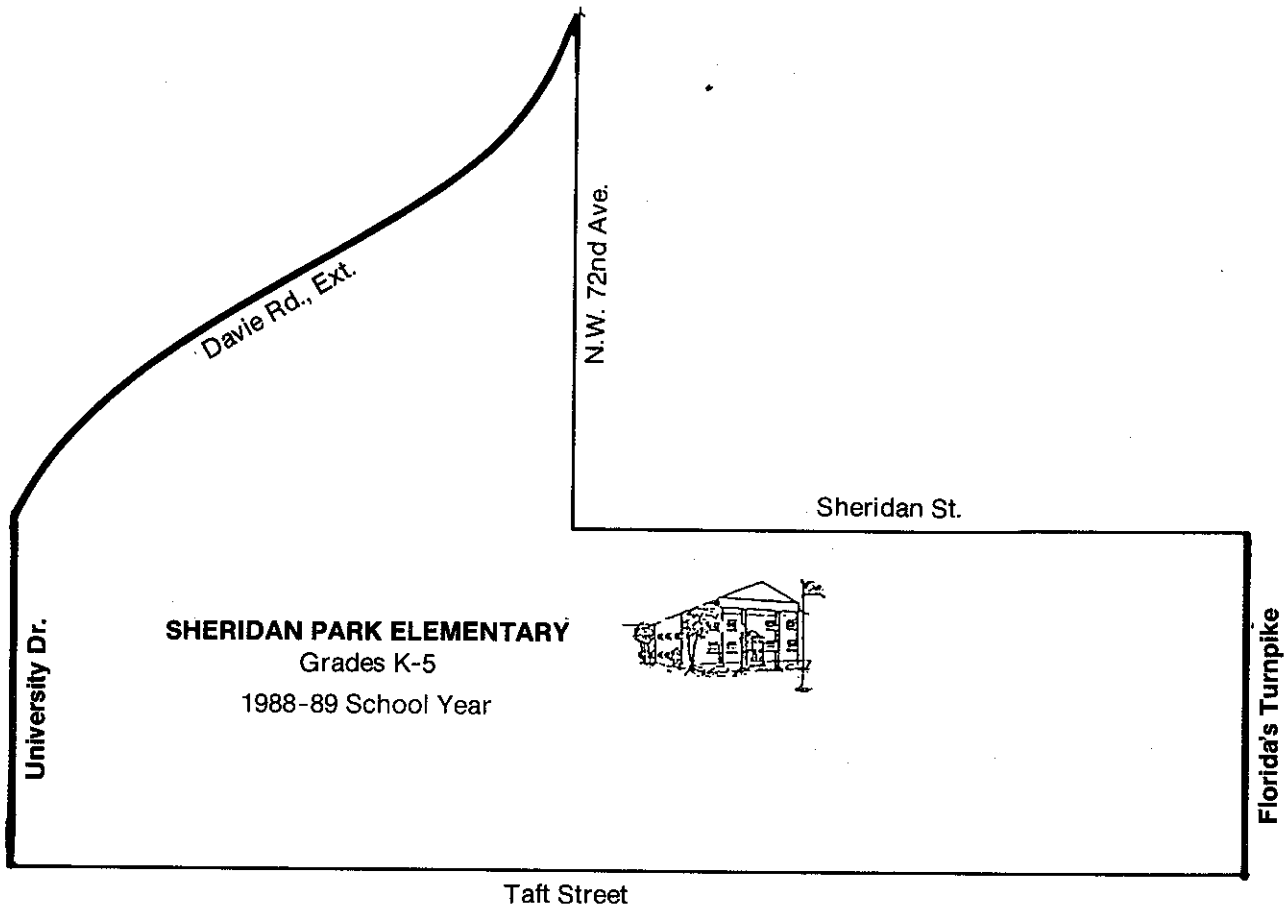




SHERIDAN PARK ELEMENTARY SCHOOL

2310 N. 70th Terrace
Hollywood
Phone: 985-2980

Boundaries in this book are for the 1988-89 school year only. The boundaries are established annually by the School Board. For current information on boundaries please call Pupil Placement at 765-6285.

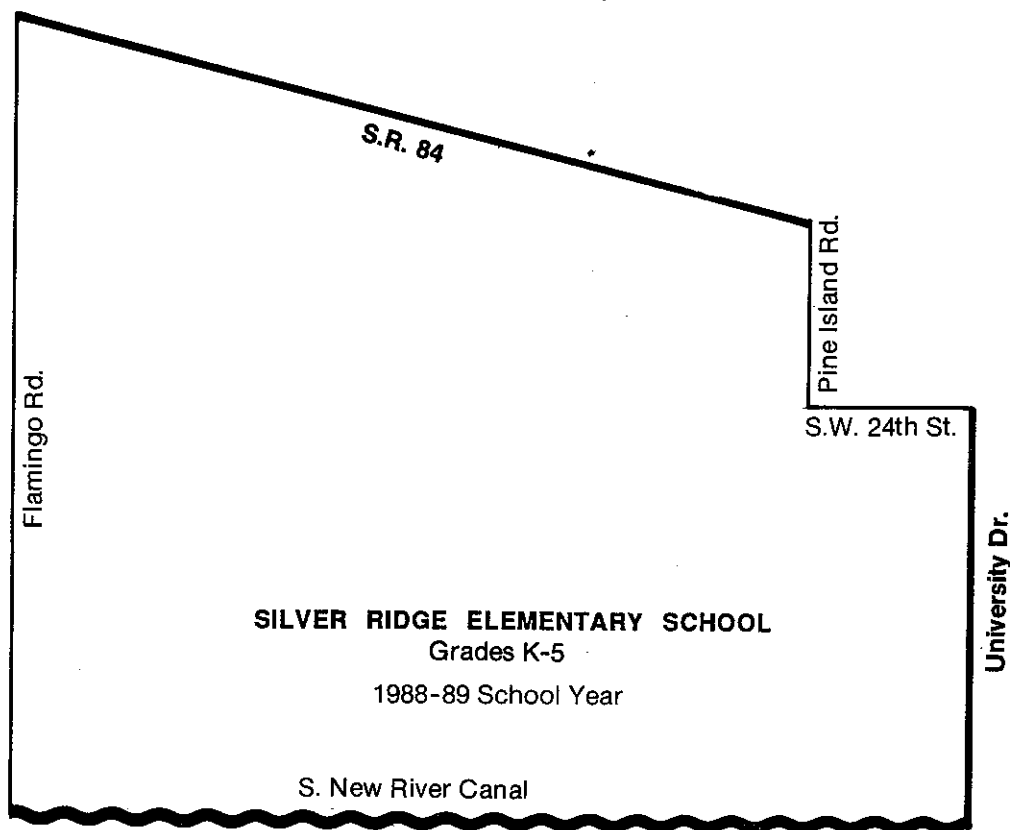




SILVER RIDGE ELEMENTARY SCHOOL

270 N. New River Circle
Sunrise, FL 33326
Phone: 384-5100
(*temporary location)

Boundaries in this book are for the 1988-89 school year only. The boundaries are established annually by the School Board. For current information on boundaries please call Pupil Placement at 765-6285.

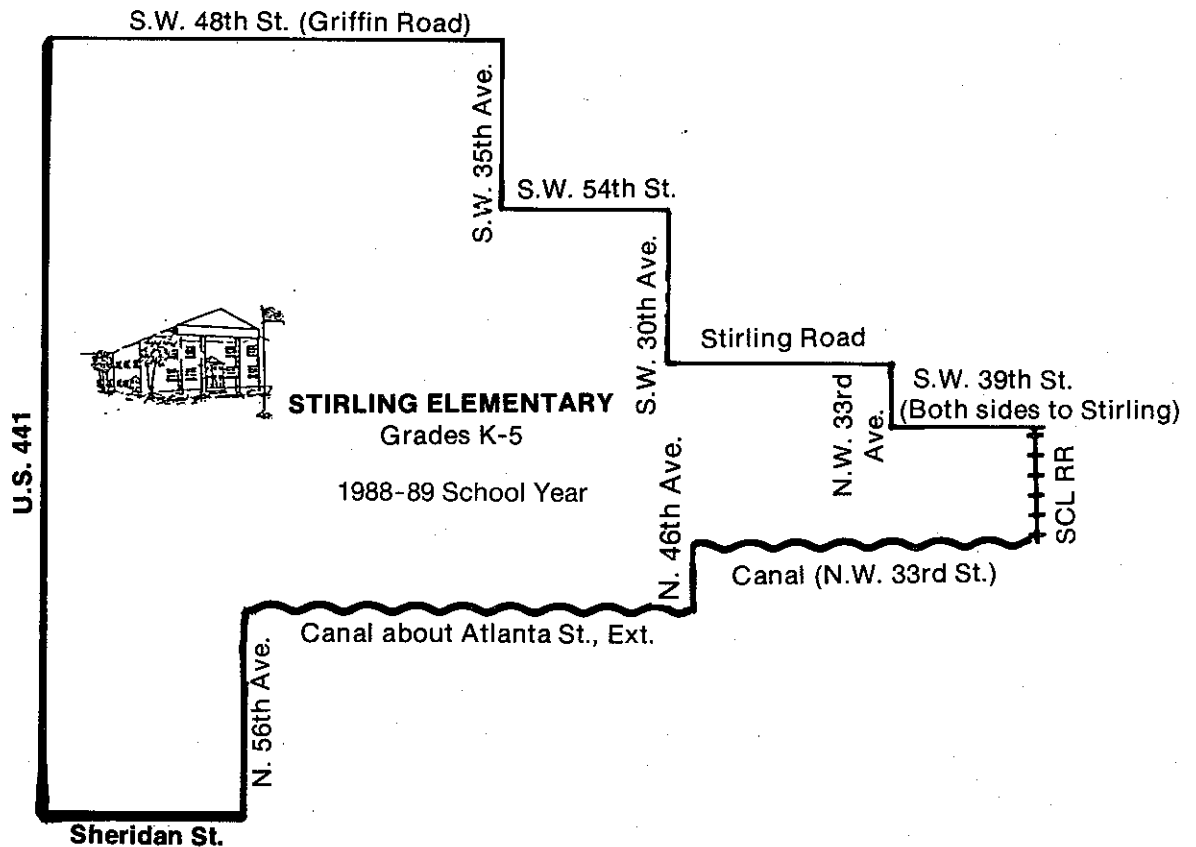




STIRLING ELEMENTARY SCHOOL

5500 Stirling Road
Hollywood
Phone: 985-2900

Boundaries in this book are for the 1988-89 school year only. The boundaries are established annually by the School Board. For current information on boundaries please call Pupil Placement at 765-6285.

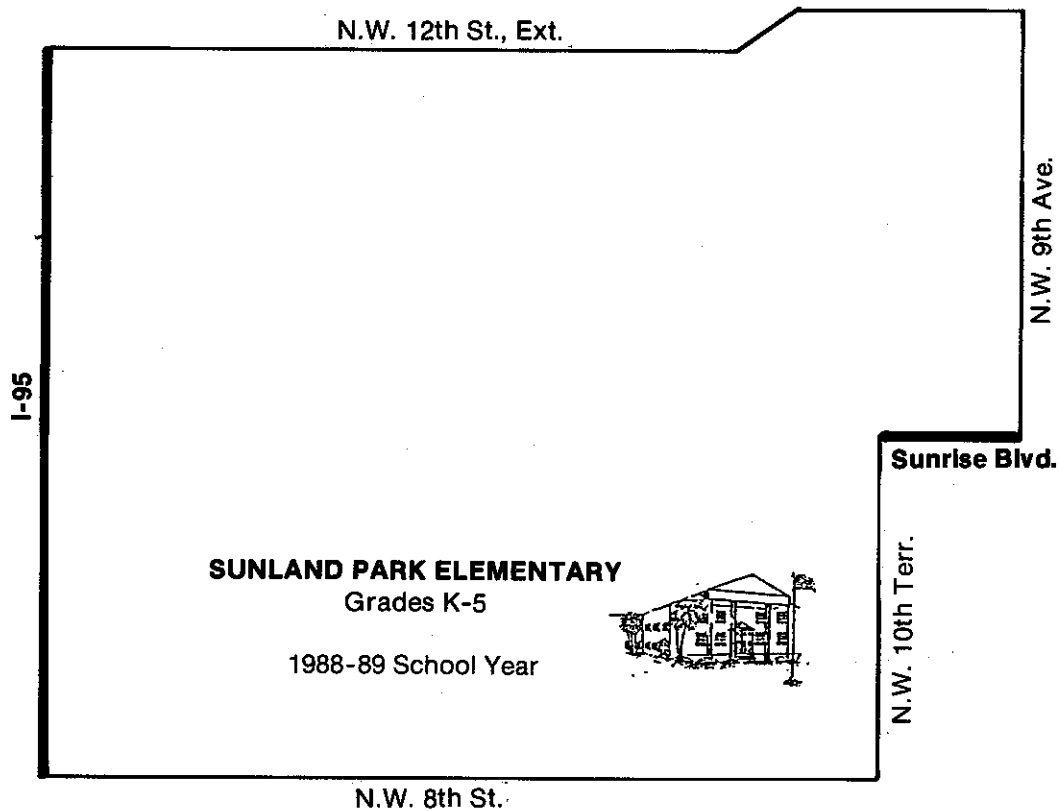




SUNLAND PARK ELEMENTARY SCHOOL

919 N.W. 13th Ave.
Fort Lauderdale
Phone: 765-6890

Boundaries in this book are for the 1988-89 school year only. The boundaries are established annually by the School Board. For current information on boundaries please call Pupil Placement at 765-6285.

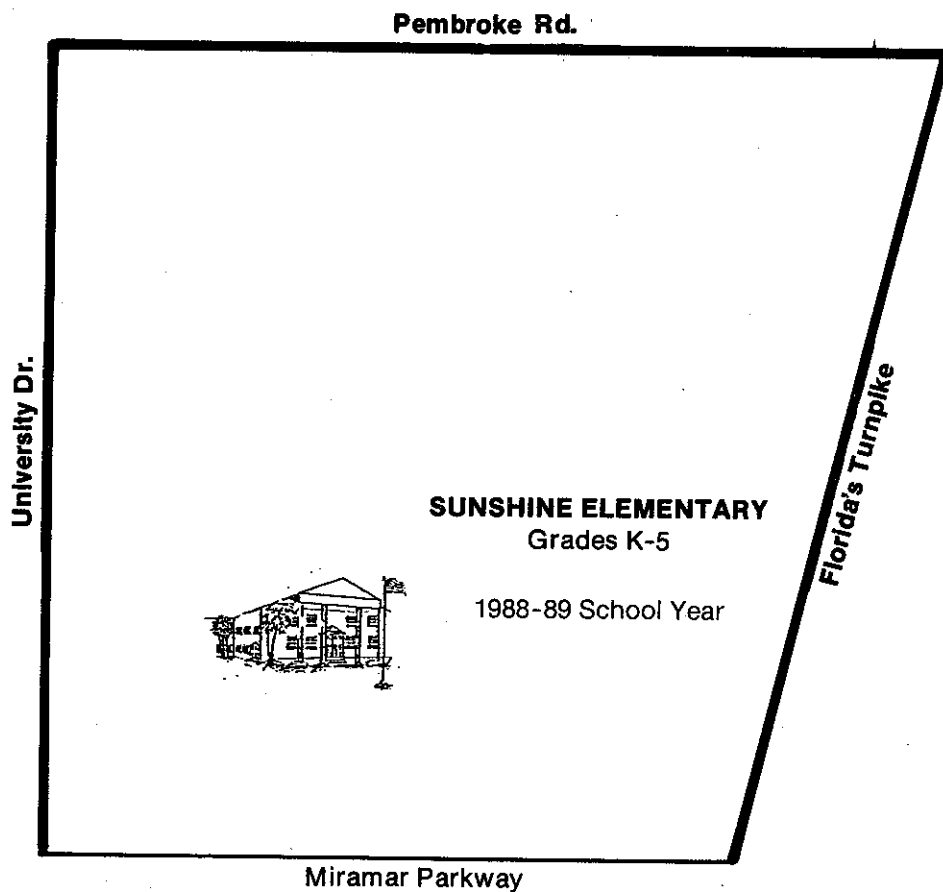




SUNSHINE ELEMENTARY SCHOOL

7737 LaSalle Blvd.
West Hollywood
Phone: 985-5200

Boundaries in this book are for the 1988-89 school year only. The boundaries are established annually by the School Board. For current information on boundaries please call Pupil Placement at 765-6285.





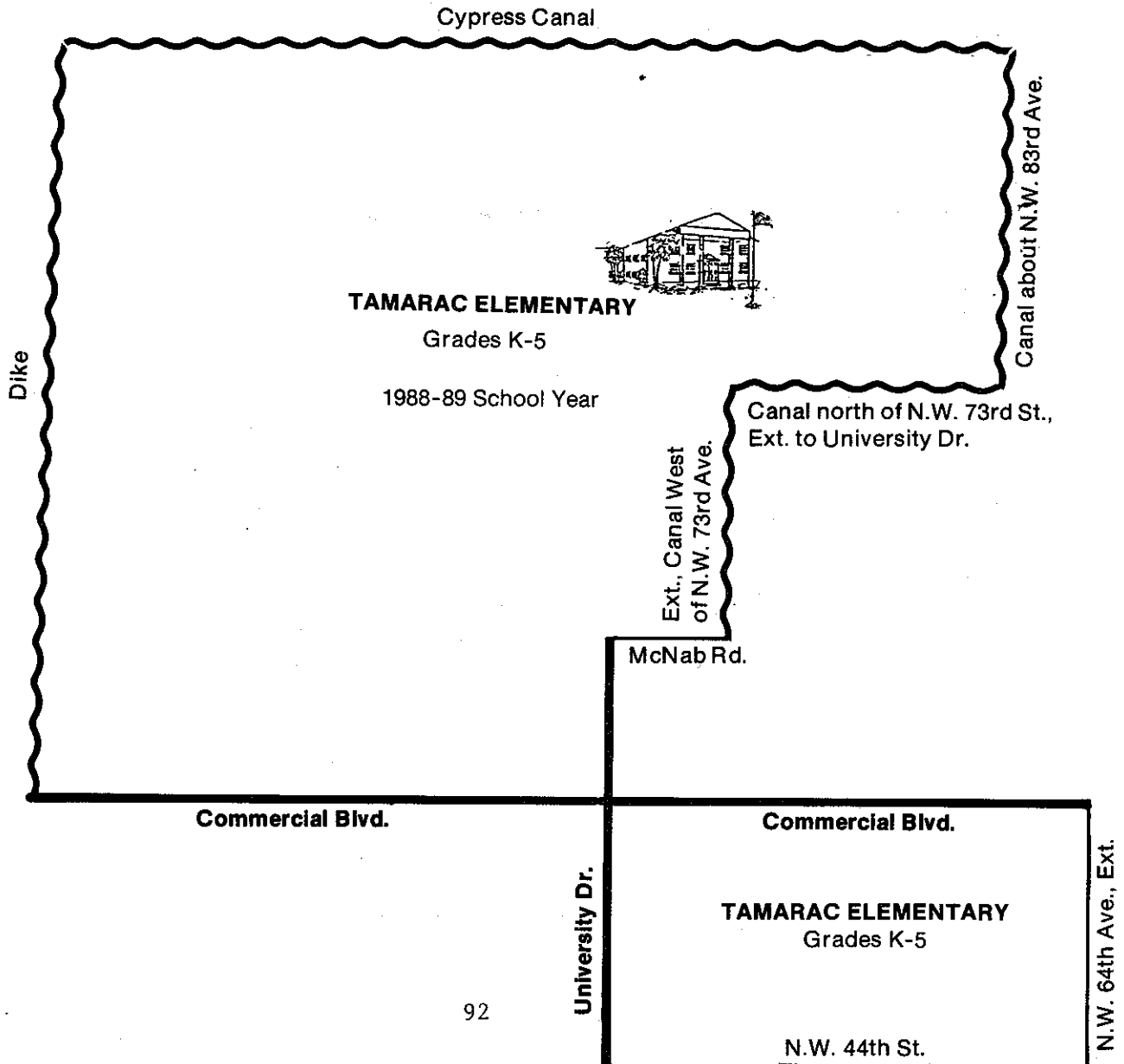
TAMARAC ELEMENTARY

7601 N. University Dr.

Tamarac

Phone: 726-7520

Boundaries in this book are for the 1988-89 school year only. The boundaries are established annually by the School Board. For current information on boundaries please call Pupil Placement at 765-6285.

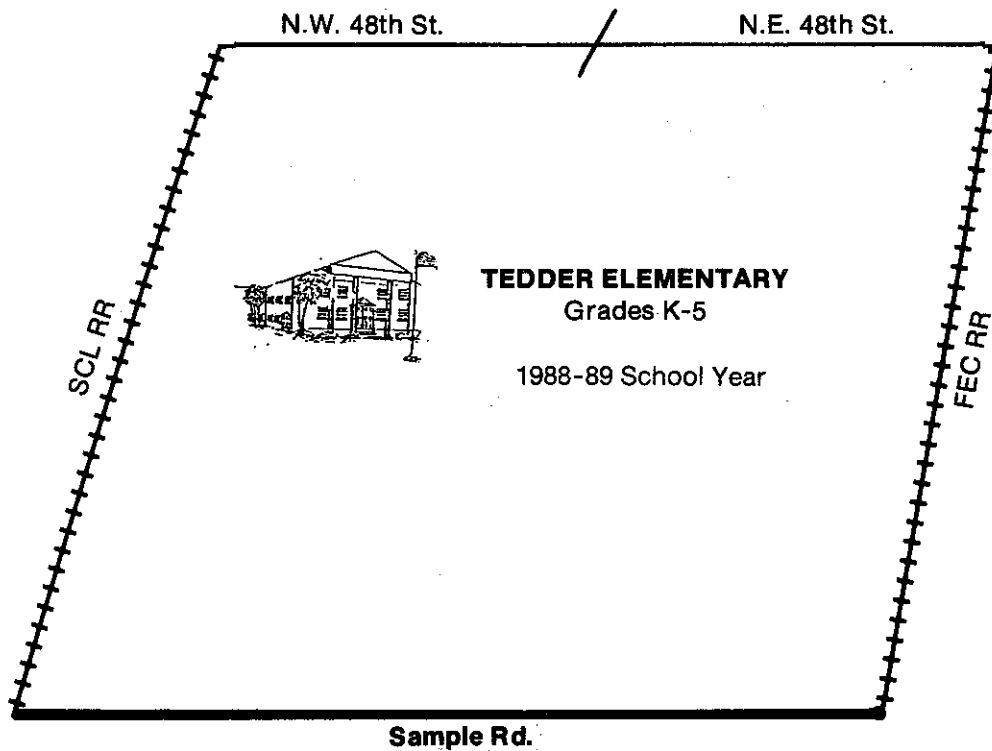




TEDDER ELEMENTARY SCHOOL

4157 N.E. 1st Terr.
Pompano Beach
Phone: 786-3740

Boundaries in this book are for the 1988-89 school year only. The boundaries are established annually by the School Board. For current information on boundaries please call Pupil Placement at 765-6285.



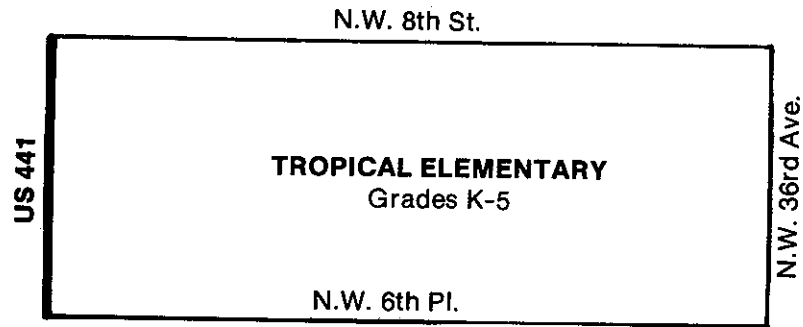


TROPICAL ELEMENTARY SCHOOL

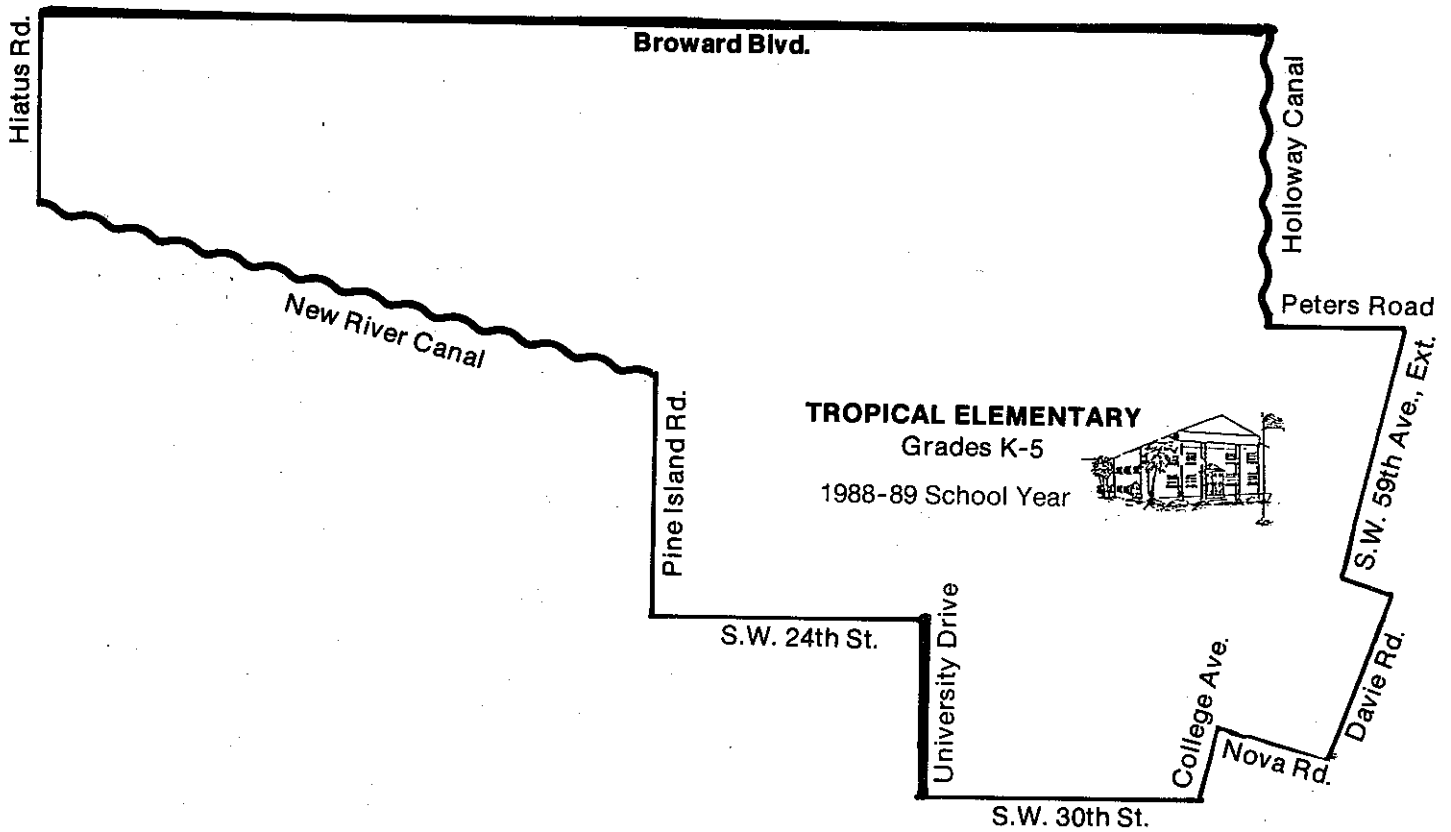
1500 S.W. 66th Ave.

Plantation

Phone: 581-4710



Boundaries in this book are for the 1988-89 school year only. The boundaries are established annually by the School Board. For current information on boundaries please call Pupil Placement at 765-6285.





VILLAGE ELEMENTARY SCHOOL

2100 N.W. 70th Ave.

Sunrise

Phone: 742-3400

N.W. 44th St.

Inverrary Blvd. West

Oakland Park Blvd.

Boundaries in this book are for the 1988-89 school year only. The boundaries are established annually by the School Board. For current information on boundaries please call Pupil Placement at 765-6285.

University Dr.



VILLAGE ELEMENTARY

Grades K-5

1988-89 School Year

Sunrise City Limits

Plantation Canal Ext.

N.W. 19th St.

N.W. 29th St.

Canal E. of N.W. 34rd Terr.

VILLAGE ELEMENTARY
Grades K-5

N.W. 31st Ave.

N.W. 24th St., Ext.

Plantation City Limits

Canal between N.W. 60th Ave. & Sunset Strip

Sunrise Blvd.

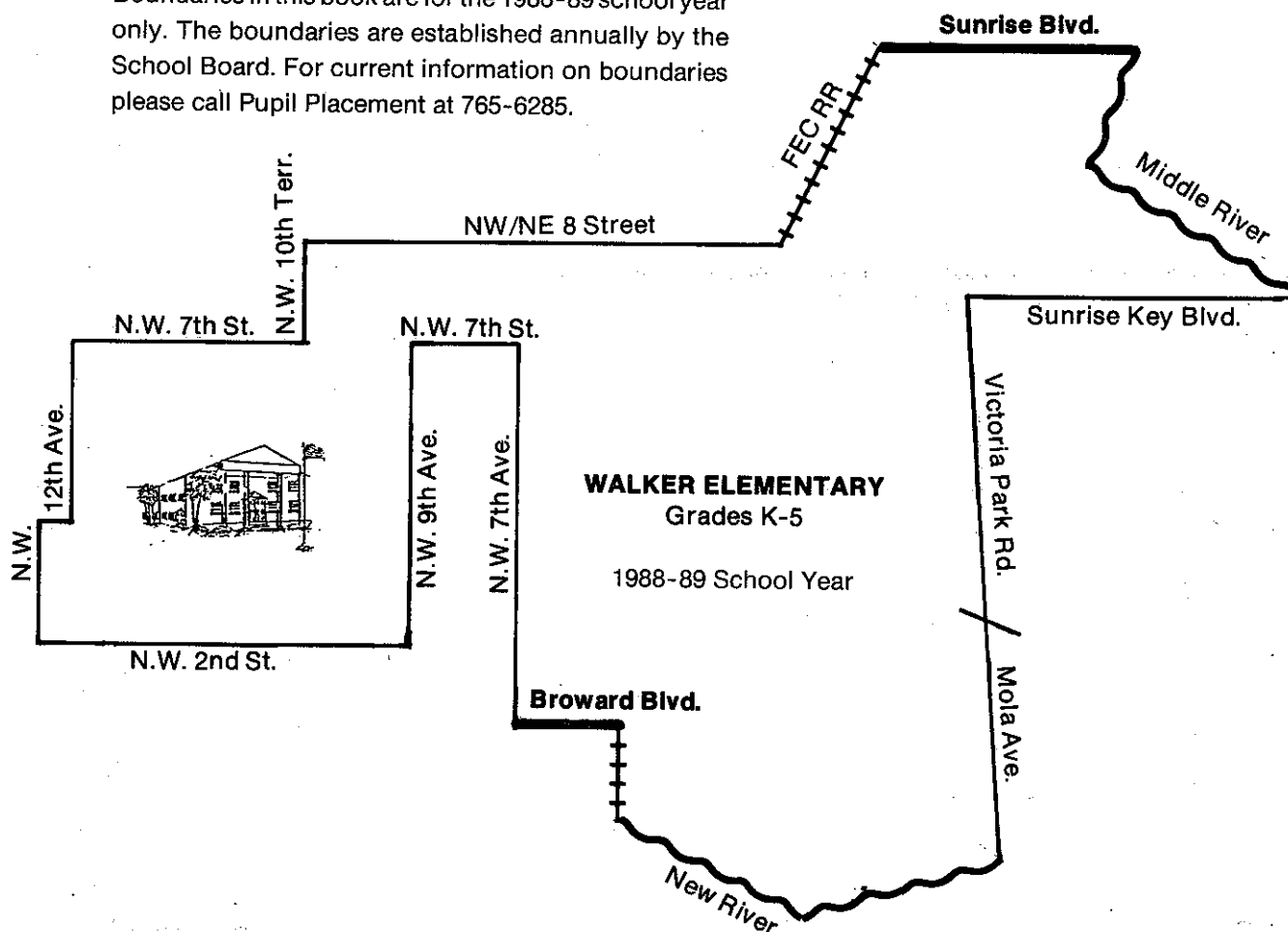


WALKER ELEMENTARY SCHOOL

1001 N.W. 4th St.
Fort Lauderdale
Phone: 765-6878

A MAGNET SCHOOL FOR THE PERFORMING ARTS: Students living within the boundary area automatically attend this school. Students living within the boundaries of the Central Area Elementary Schools may apply for admission to the Performing Arts Program.

Boundaries in this book are for the 1988-89 school year only. The boundaries are established annually by the School Board. For current information on boundaries please call Pupil Placement at 765-6285.





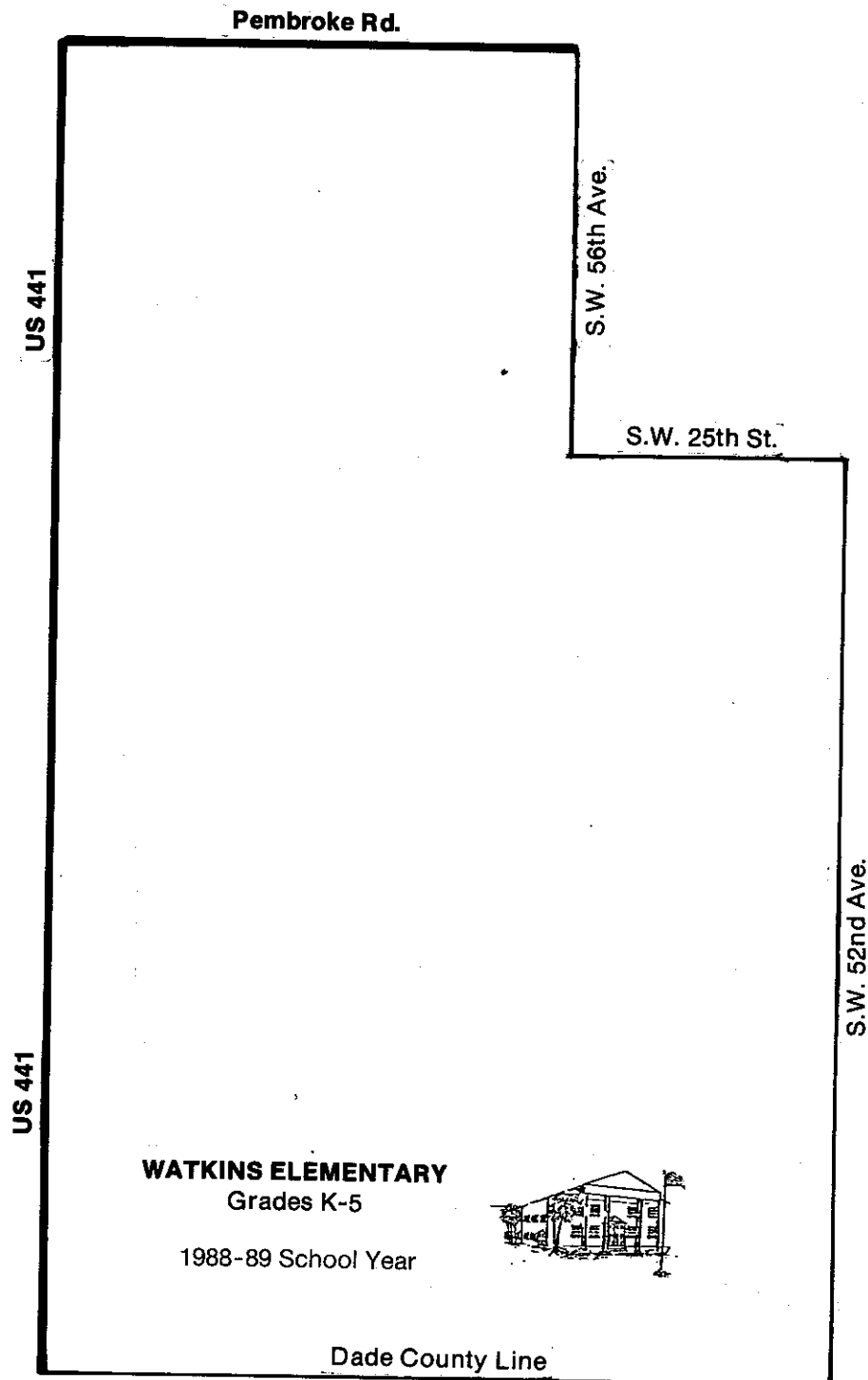
WATKINS ELEMENTARY SCHOOL

3601 South 56th Ave.

Pembroke Park

Phone: 985-2960

Boundaries in this book are for the 1988-89 school year only. The boundaries are established annually by the School Board. For current information on boundaries please call Pupil Placement at 765-6285.





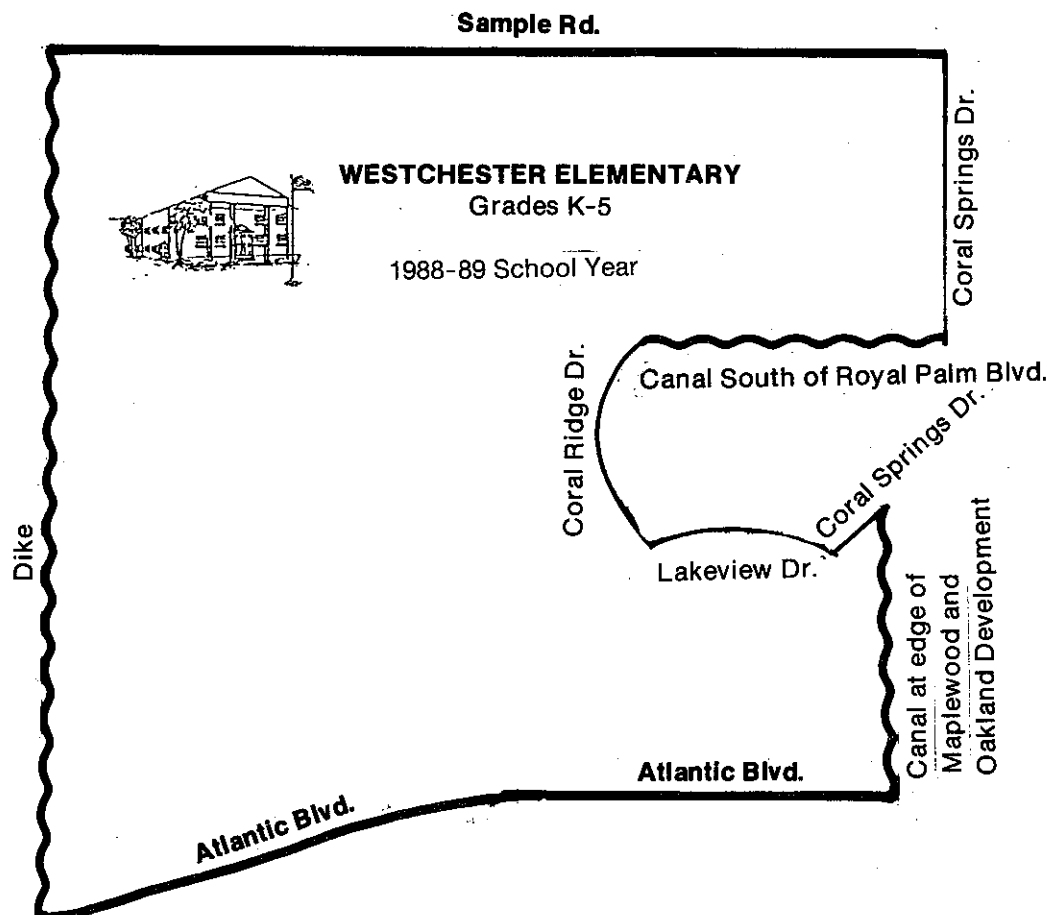
WESTCHESTER ELEMENTARY SCHOOL

12405 Royal Palm Blvd.

Coral Springs

Phone: 344-2380

Boundaries in this book are for the 1988-89 school year only. The boundaries are established annually by the School Board. For current information on boundaries please call Pupil Placement at 765-6285.

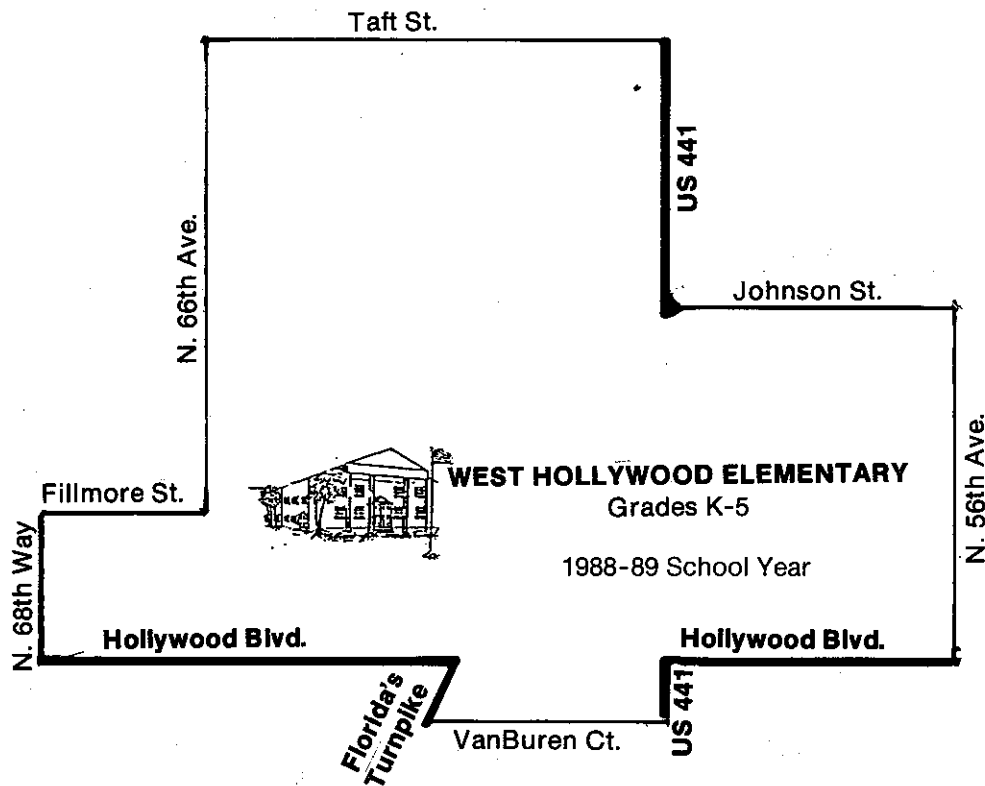




WEST HOLLYWOOD ELEMENTARY

6299 Hollywood Blvd.
Hollywood
Phone: 985-2800

Boundaries in this book are for the 1988-89 school year only. The boundaries are established annually by the School Board. For current information on boundaries please call Pupil Placement at 765-6285.

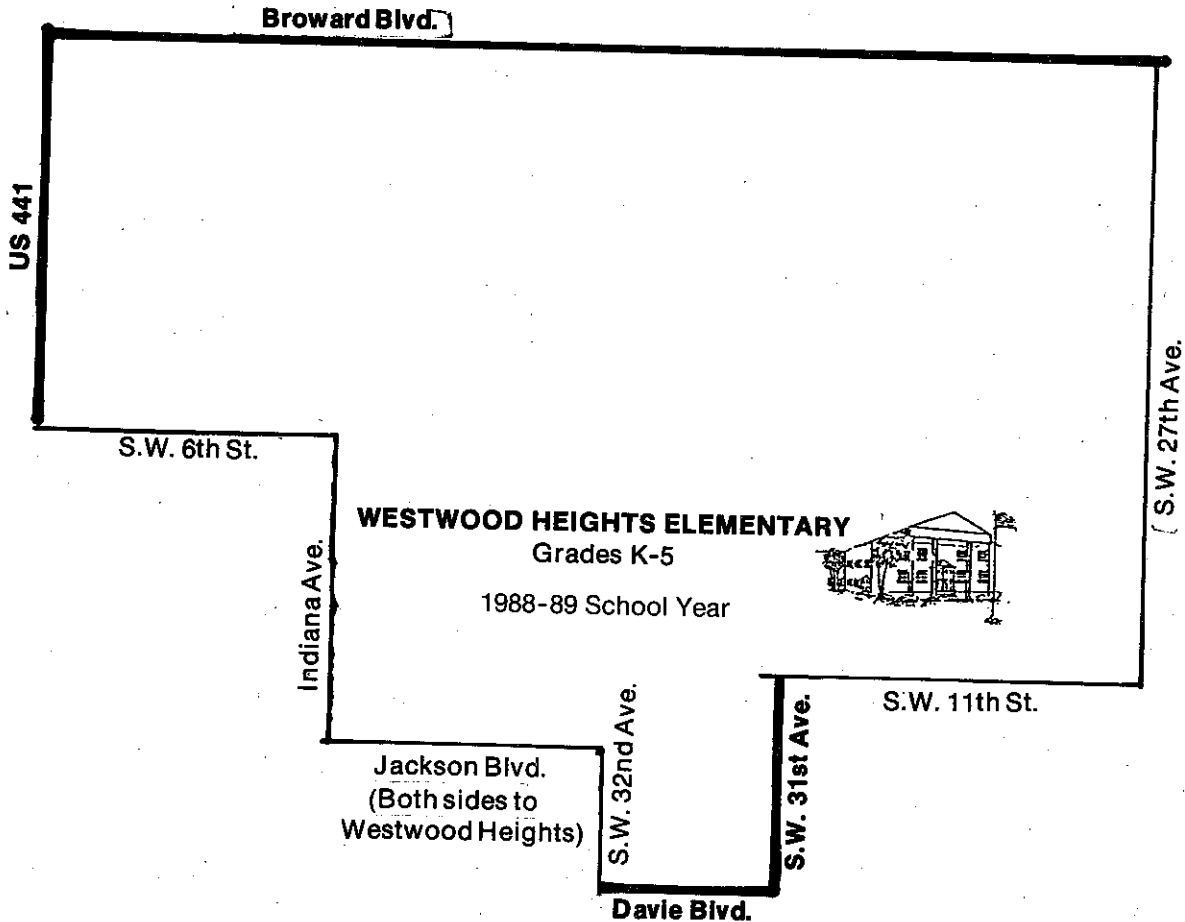




WESTWOOD HEIGHTS ELEMENTARY SCHOOL

2861 S.W. 9th St.
Fort Lauderdale
Phone: 583-3010

Boundaries in this book are for the 1988-89 school year only. The boundaries are established annually by the School Board. For current information on boundaries please call Pupil Placement at 765-6285.

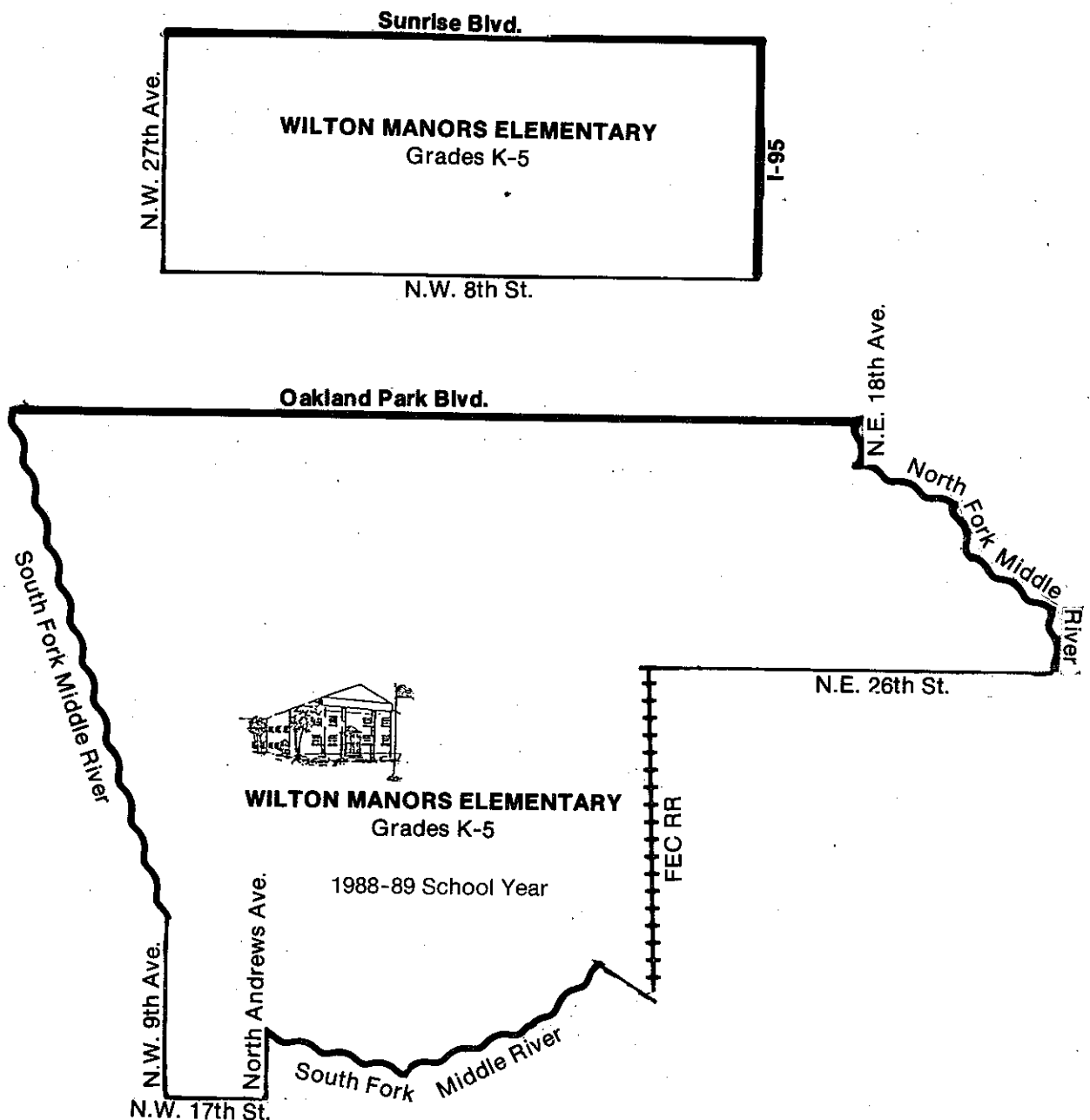




WILTON MANORS ELEMENTARY SCHOOL

2401 N.E. 3rd Ave.
Wilton Manors
Phone: 566-8648

Boundaries in this book are for the 1988-89 school year only. The boundaries are established annually by the School Board. For current information on boundaries please call Pupil Placement at 765-6285.



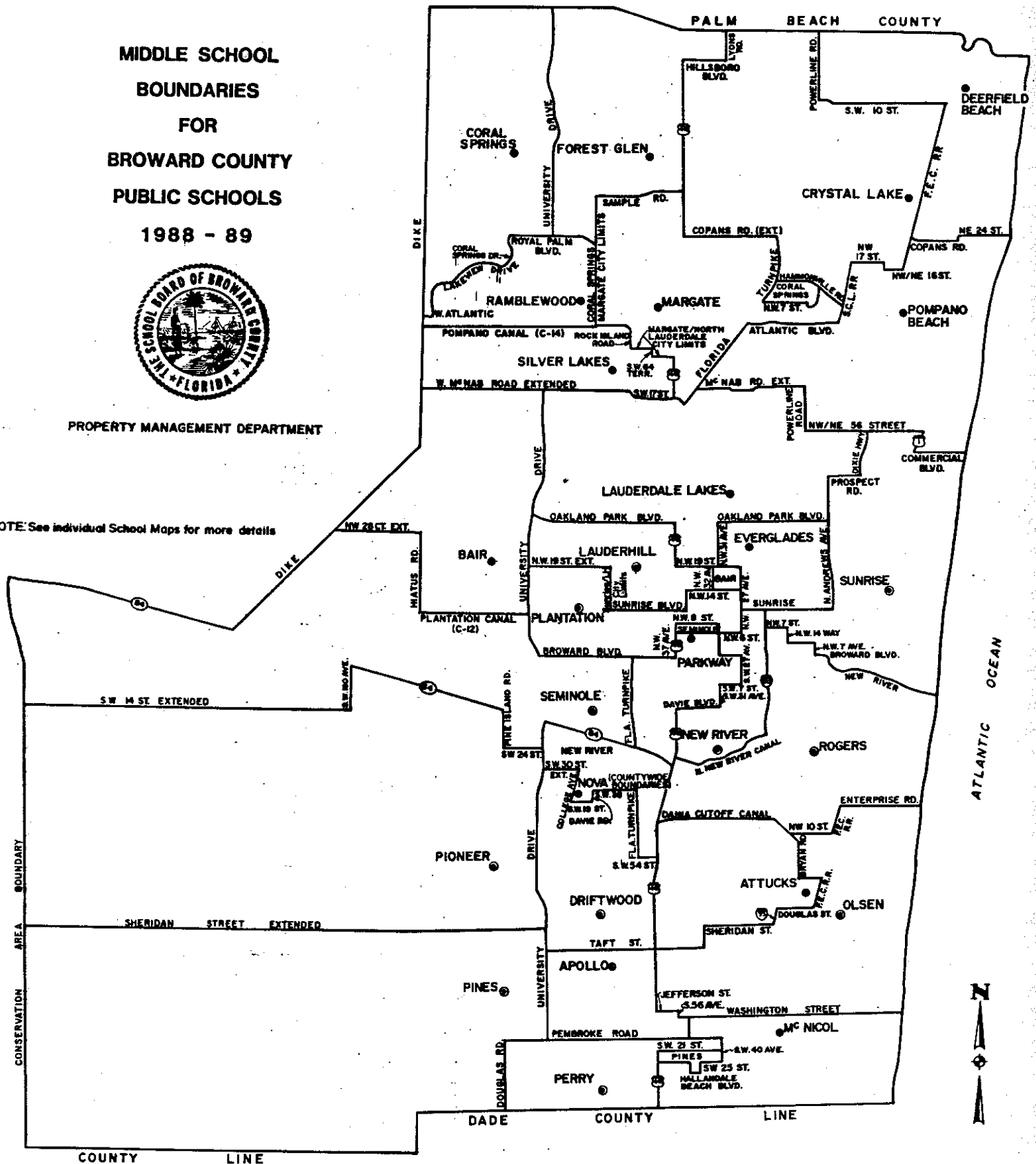
MIDDLE SCHOOLS

BLUE 20th

1988 - 89



CONSERVATION	AREA	BOUNDARY
1	2	3
4	5	6
7	8	9
10	11	12
13	14	15
16	17	18
19	20	21
22	23	24
25	26	27
28	29	30
31	32	33
34	35	36
37	38	39
40	41	42
43	44	45
46	47	48
49	50	51
52	53	54
55	56	57
58	59	60
61	62	63
64	65	66
67	68	69
70	71	72
73	74	75
76	77	78
79	80	81
82	83	84
85	86	87
88	89	90
91	92	93
94	95	96
97	98	99
100	101	102
103	104	105
106	107	108
109	110	111
112	113	114
115	116	117
118	119	120
121	122	123
124	125	126
127	128	129
130	131	132
133	134	135
136	137	138
139	140	141
142	143	144
145	146	147
148	149	150
151	152	153
154	155	156
157	158	159
160	161	162
163	164	165
166	167	168
169	170	171
172	173	174
175	176	177
178	179	180
181	182	183
184	185	186
187	188	189
190	191	192
193	194	195
196	197	198
199	200	201
202	203	204
205	206	207
208	209	210
211	212	213
214	215	216
217	218	219
220	221	222
223	224	225
226	227	228
229	230	231
232	233	234
235	236	237
238	239	240
241	242	243
244	245	246
247	248	249
250	251	252
253	254	255
256	257	258
259	260	261
262	263	264
265	266	267
268	269	270
271	272	273
274	275	276
277	278	279
280	281	282
283	284	285
286	287	288
289	290	291
292	293	294
295	296	297
298	299	300
301	302	303
304	305	306
307	308	309
310	311	312
313	314	315
316	317	318
319	320	321
322	323	324
325	326	327
328	329	330
331	332	333
334	335	336
337	338	339
340	341	342
343	344	345
346	347	348
349	350	351
352	353	354
355	356	357
358	359	360
361	362	363
364	365	366
367		



MIDDLE SCHOOLS

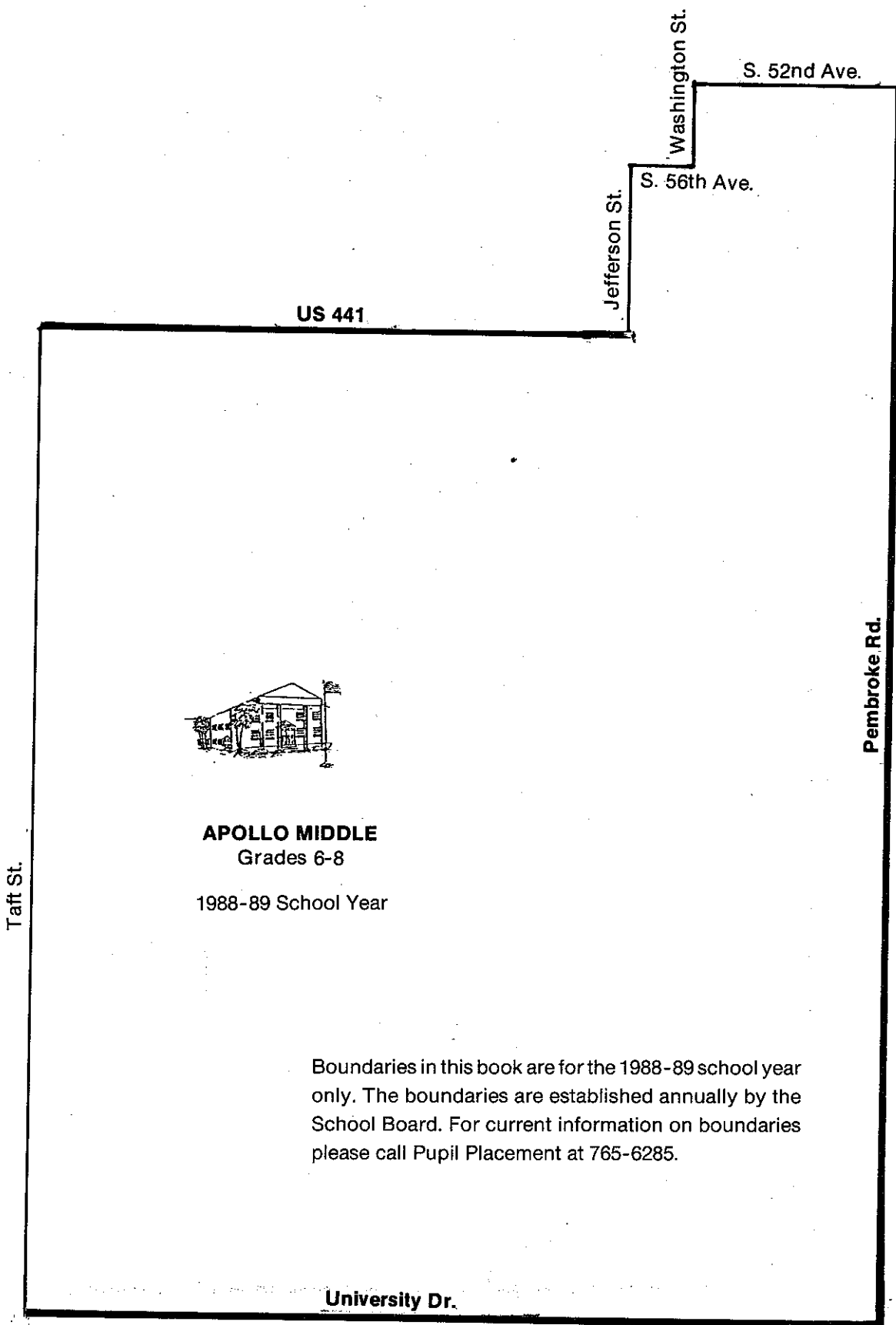
1987/88 SCHOOL YEAR

	<u>Area</u>	<u>Page</u>
APOLLO MIDDLE.....	S.....	102
ATTUCKS MIDDLE.....	S.....	103
BAIR MIDDLE.....	C.....	104
CORAL SPRINGS MIDDLE.....	N.....	105
CRYSTAL LAKE MIDDLE.....	N.....	106
DEERFIELD BEACH MIDDLE.....	N.....	107
DRIFTWOOD MIDDLE.....	S.....	108
EVERGLADES MIDDLE.....	C.....	109
FOREST GLEN MIDDLE.....	N.....	110
LAUDERDALE LAKES MIDDLE.....	C.....	111
LAUDERHILL MIDDLE.....	C.....	112
MARGATE MIDDLE.....	N.....	113
McNICOL MIDDLE.....	S.....	114
NEW RIVER MIDDLE.....	C.....	115
NOVA MIDDLE.....	S.....	116
OLSEN MIDDLE.....	S.....	117
PARKWAY MIDDLE.....	C.....	118
PERRY MIDDLE.....	S.....	119
PINES MIDDLE.....	S.....	120
PIONEER MIDDLE.....	S.....	121
PLANTATION MIDDLE.....	C.....	122
POMPANNO BEACH MIDDLE.....	N.....	123
RAMBLEWOOD MIDDLE.....	N.....	124
ROGERS MIDDLE.....	C.....	125
SEMINOLE MIDDLE.....	C.....	126
SILVER LAKES MIDDLE.....	N.....	127
SUNRISE MIDDLE.....	C.....	128

N ←

APOLLO MIDDLE SCHOOL

6800 Arthur St.
Hollywood
Phone: 985-3000

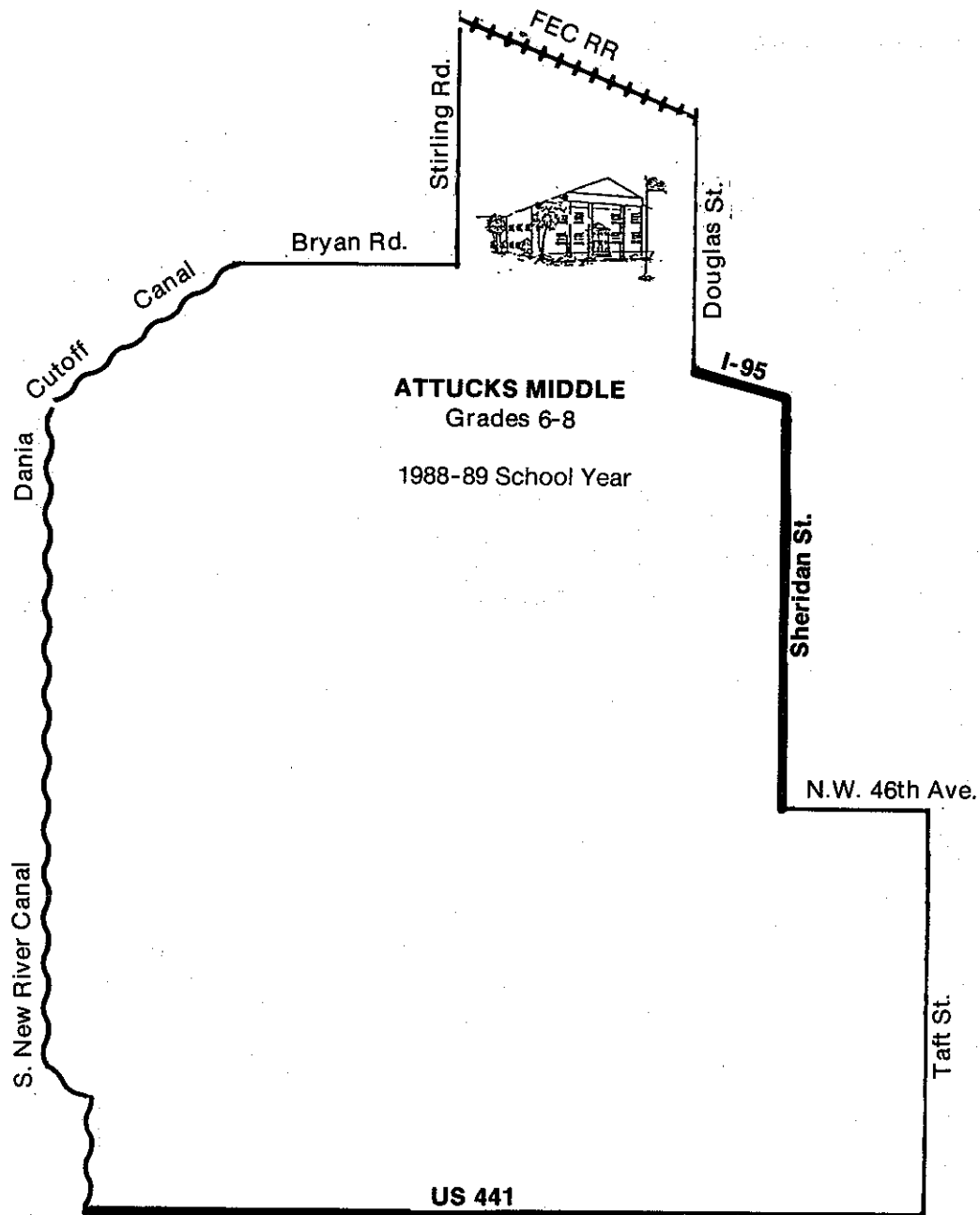




ATTUCKS MIDDLE SCHOOL

3500 N. 22 Ave.
Hollywood
Phone: 926-1985

Boundaries in this book are for the 1988-89 school year only. The boundaries are established annually by the School Board. For current information on boundaries please call Pupil Placement at 765-6285.





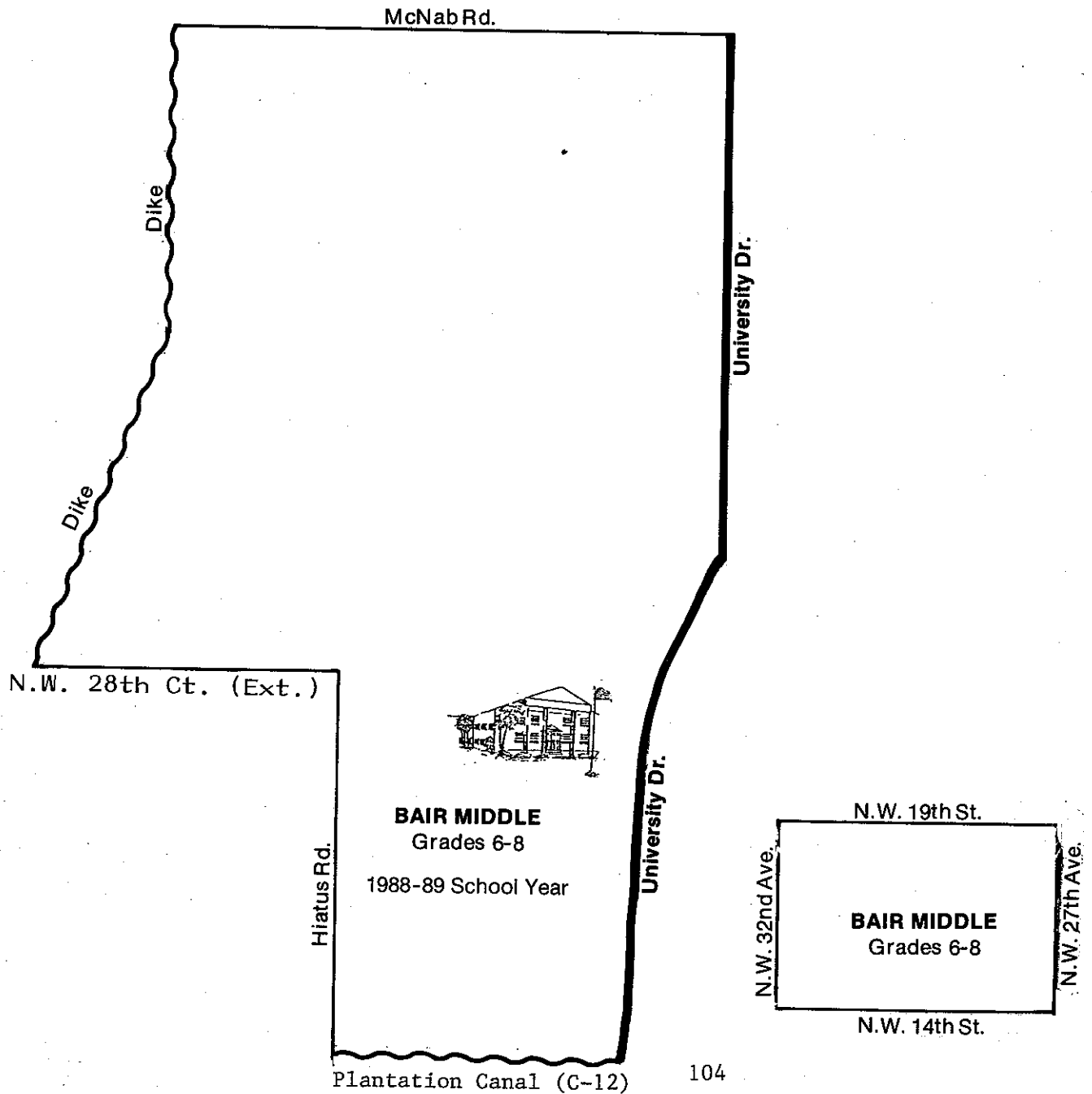
BAIR MIDDLE SCHOOL

9100 N.W. 21st Manor

Sunrise

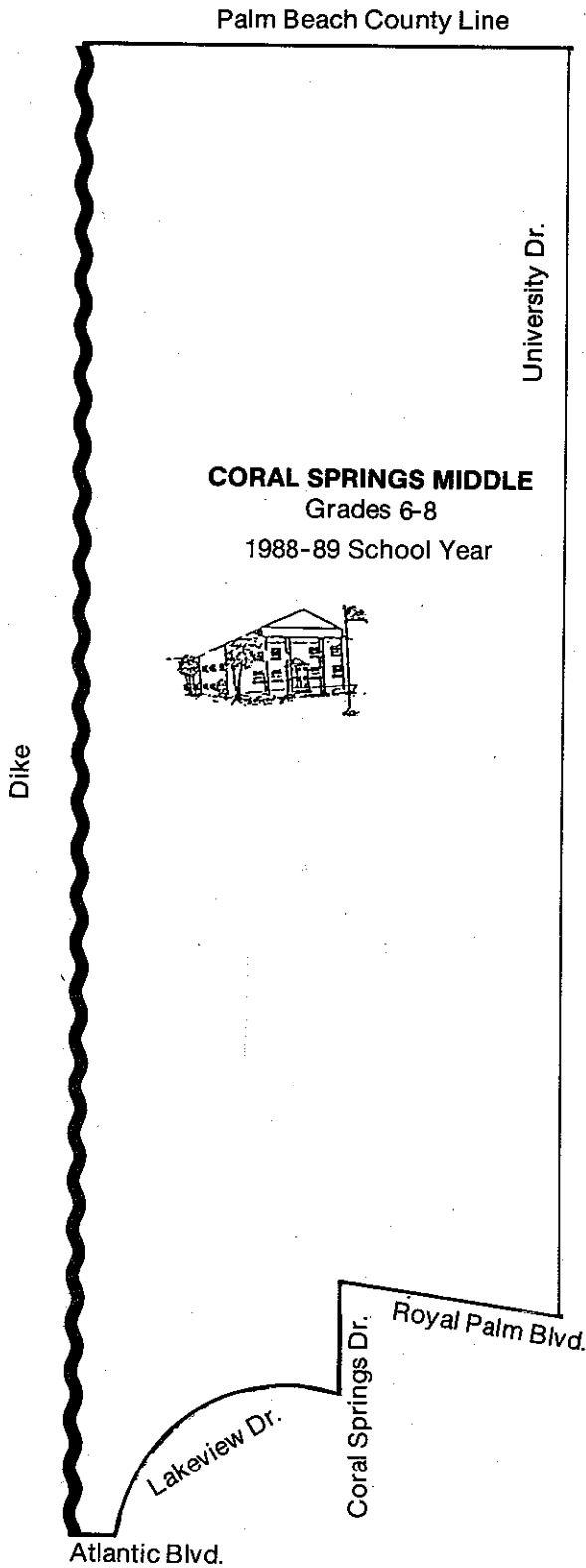
Phone: 741-2440

Boundaries in this book are for the 1988-89 school year only. The boundaries are established annually by the School Board. For current information on boundaries please call Pupil Placement at 765-6285.

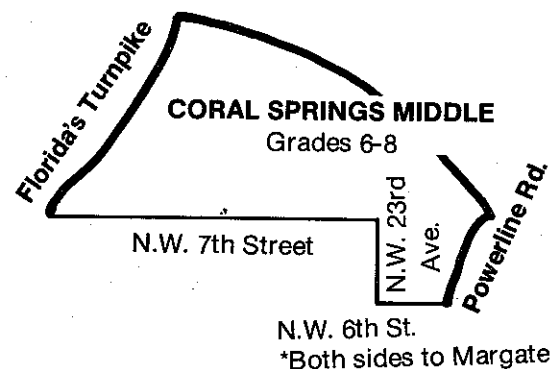


CORAL SPRINGS MIDDLE SCHOOL

10300 Wiles Rd.
Coral Springs
Phone: 344-5500



Boundaries in this book are for the 1988-89 school year only. The boundaries are established annually by the School Board. For current information on boundaries please call Pupil Placement at 765-6285.

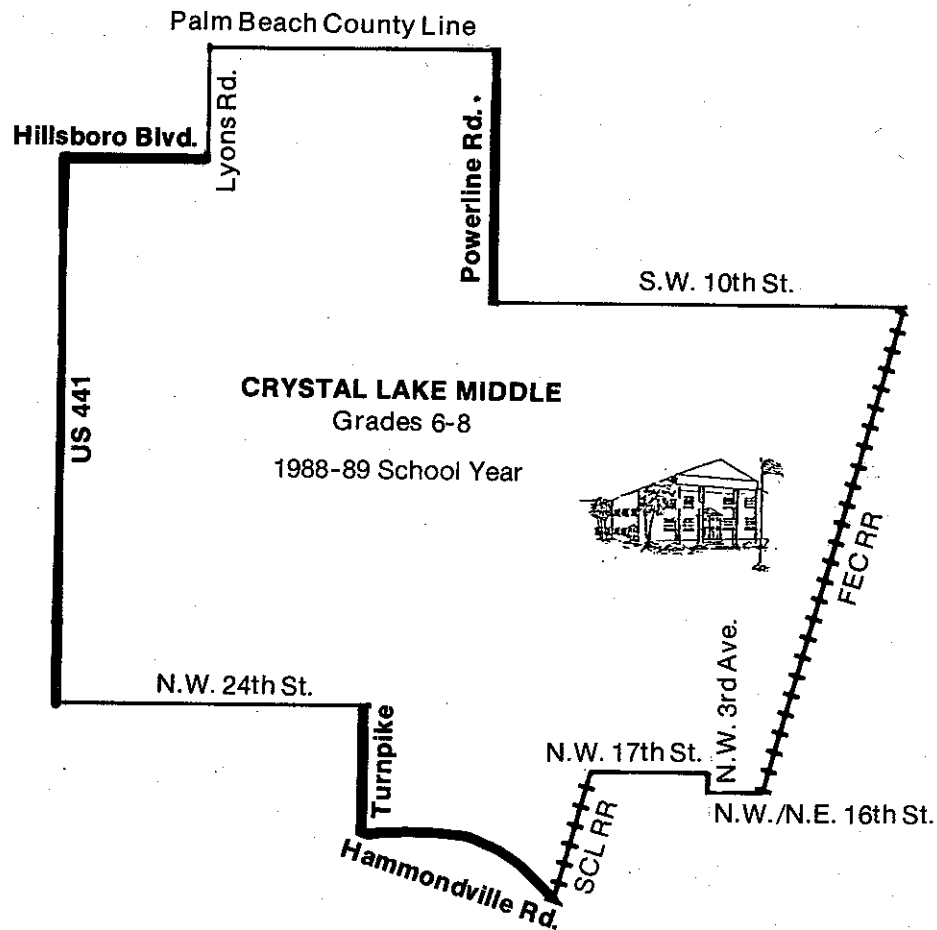




CRYSTAL LAKE MIDDLE SCHOOL

3551 N.E. 3rd Ave.
Pompano Beach
Phone: 786-3550

Boundaries in this book are for the 1988-89 school year only. The boundaries are established annually by the School Board. For current information on boundaries please call Pupil Placement at 765-6285.

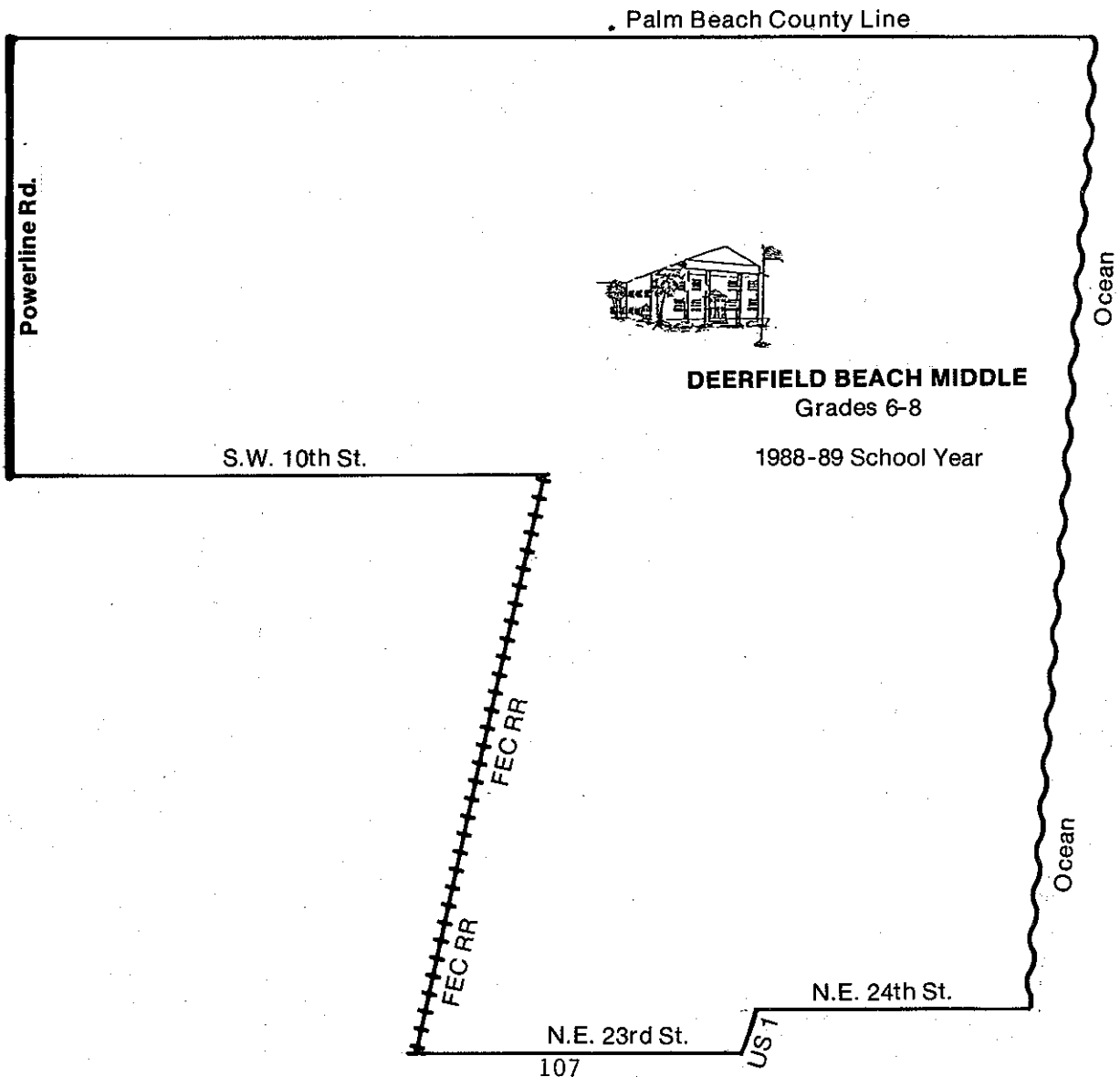




DEERFIELD BEACH MIDDLE SCHOOL

701 S.E. 6th Ave.
Deerfield Beach
Phone: 481-5700

Boundaries in this book are for the 1988-89 school year only. The boundaries are established annually by the School Board. For current information on boundaries please call Pupil Placement at 765-6285.

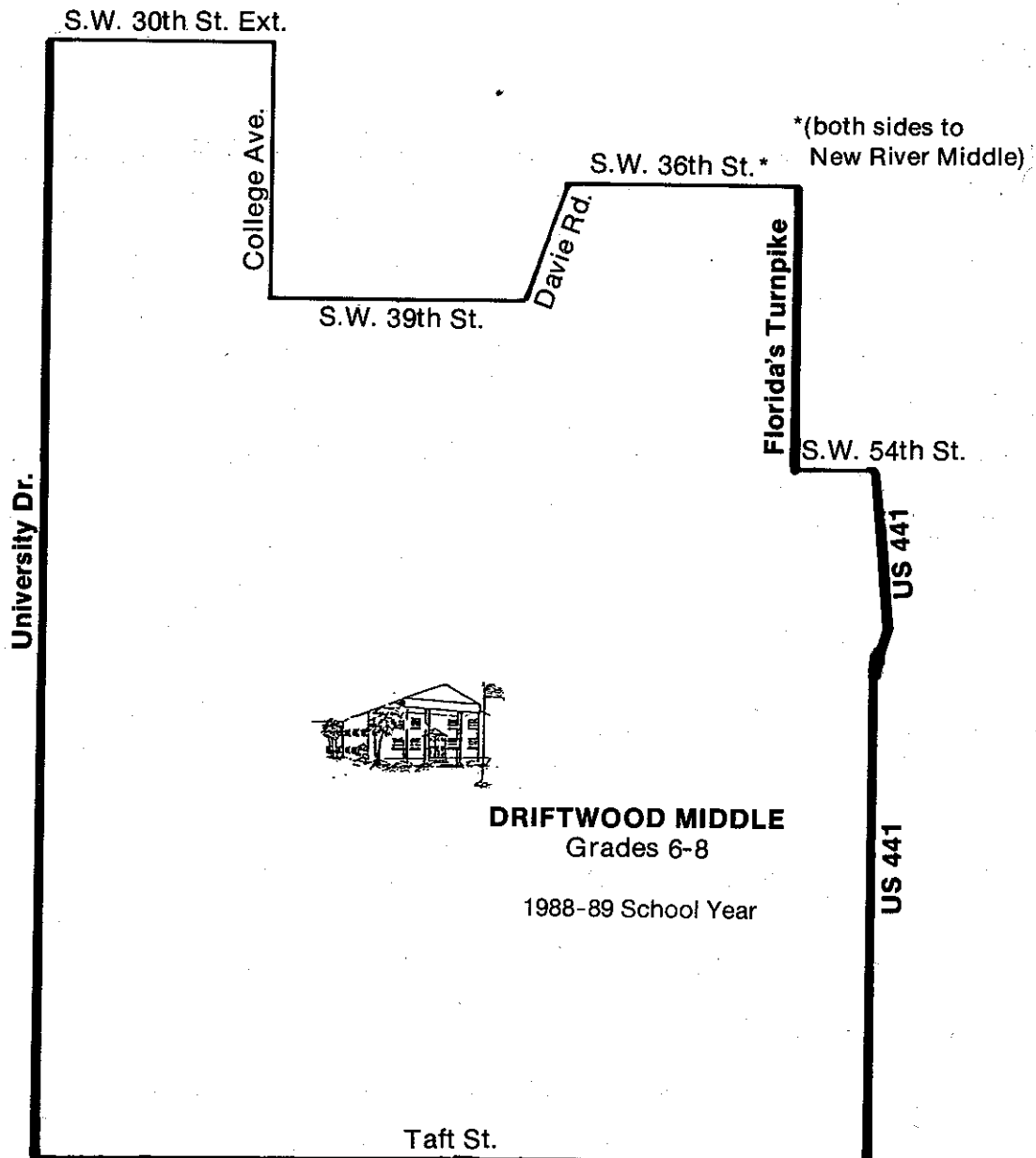




DRIFTWOOD MIDDLE SCHOOL

2751 N. 70th Terrace
Hollywood
Phone: 985-3100

Boundaries in this book are for the 1988-89 school year only. The boundaries are established annually by the School Board. For current information on boundaries please call Pupil Placement at 765-6285.

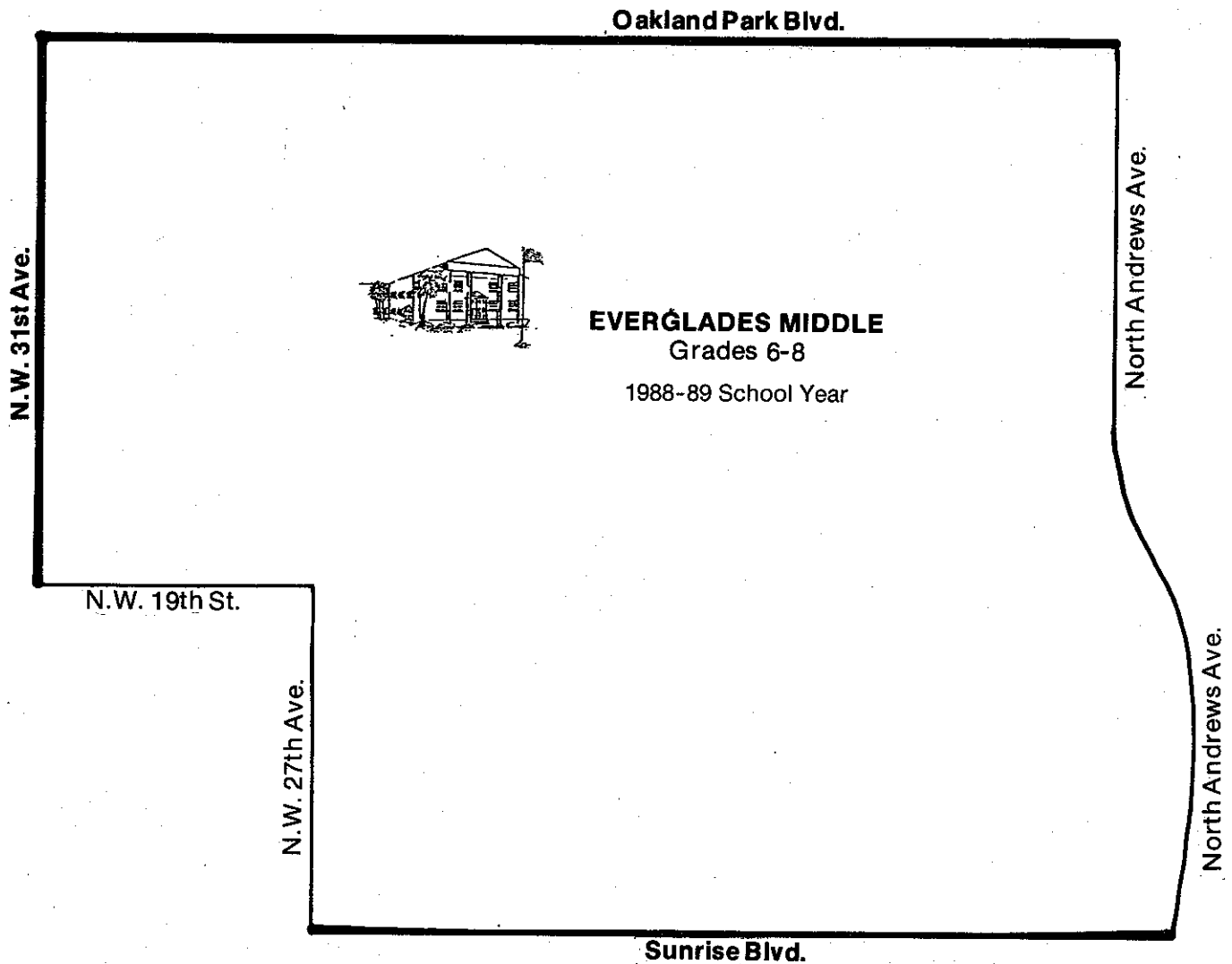




EVERGLADES MIDDLE SCHOOL

2400 N.W. 26th St.
Fort Lauderdale
Phone: 731-3550

Boundaries in this book are for the 1988-89 school year only. The boundaries are established annually by the School Board. For current information on boundaries please call Pupil Placement at 765-6285.

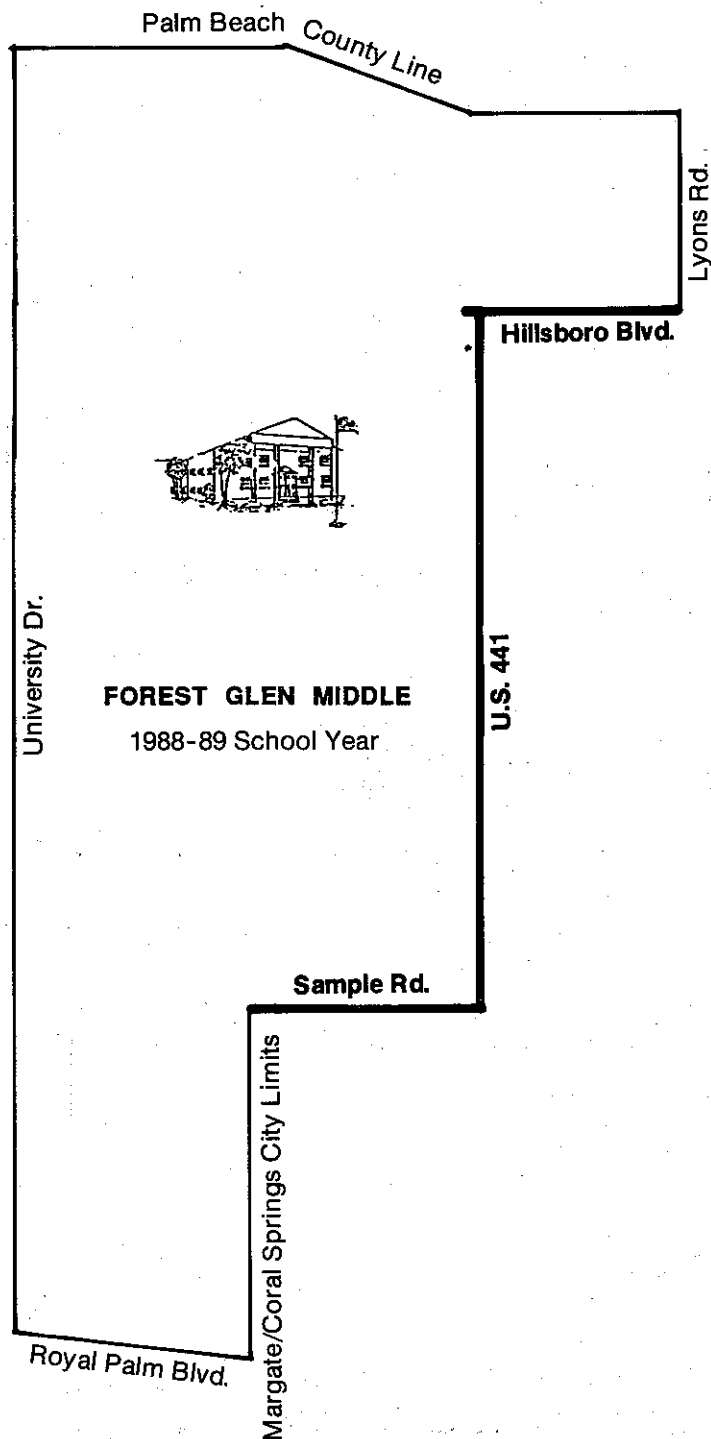




FOREST GLEN MIDDLE SCHOOL

6400 Wiles Rd.
Coral Springs, FL 33065
Phone: 341-0405

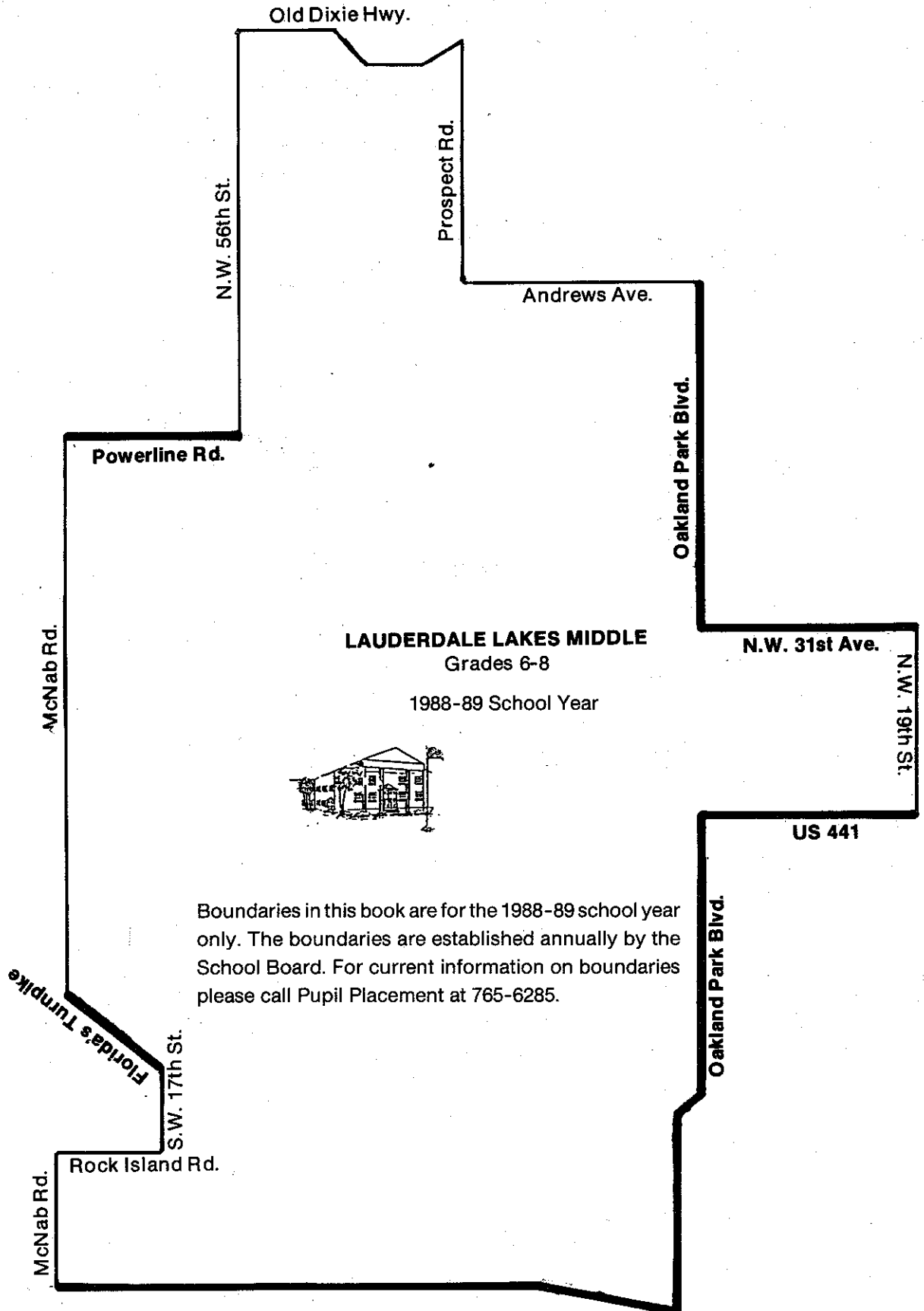
Boundaries in this book are for the 1988-89 school year only. The boundaries are established annually by the School Board. For current information on boundaries please call Pupil Placement at 765-6285.



N ←

LAUDERDALE LAKES MIDDLE

3911 N.W. 30th Ave.
Lauderdale Lakes
Phone: 731-3500





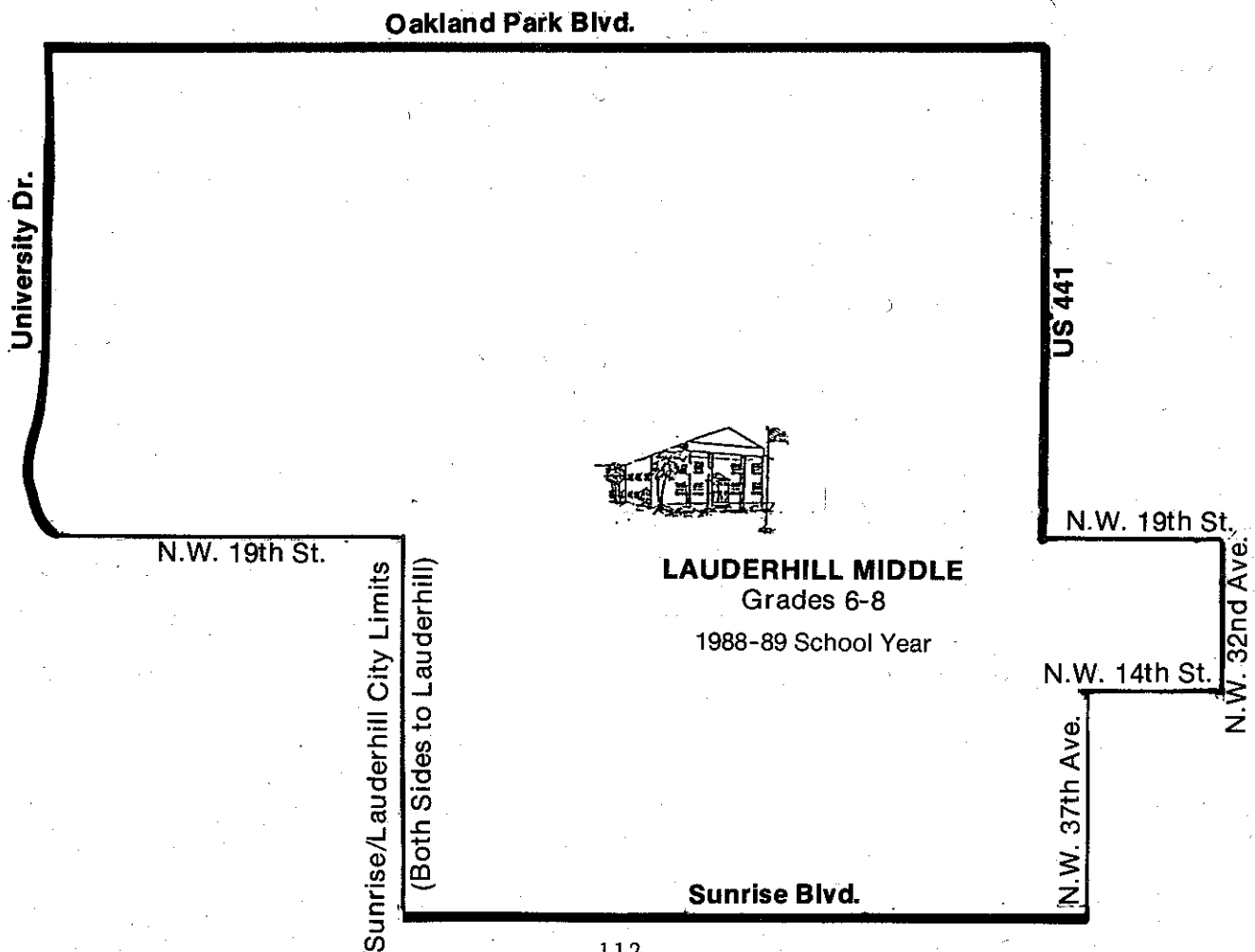
LAUDERHILL MIDDLE SCHOOL

1901 N.W. 49th Ave.

Lauderhill

Phone: 733-0560

Boundaries in this book are for the 1988-89 school year only. The boundaries are established annually by the School Board. For current information on boundaries please call Pupil Placement at 765-6285.



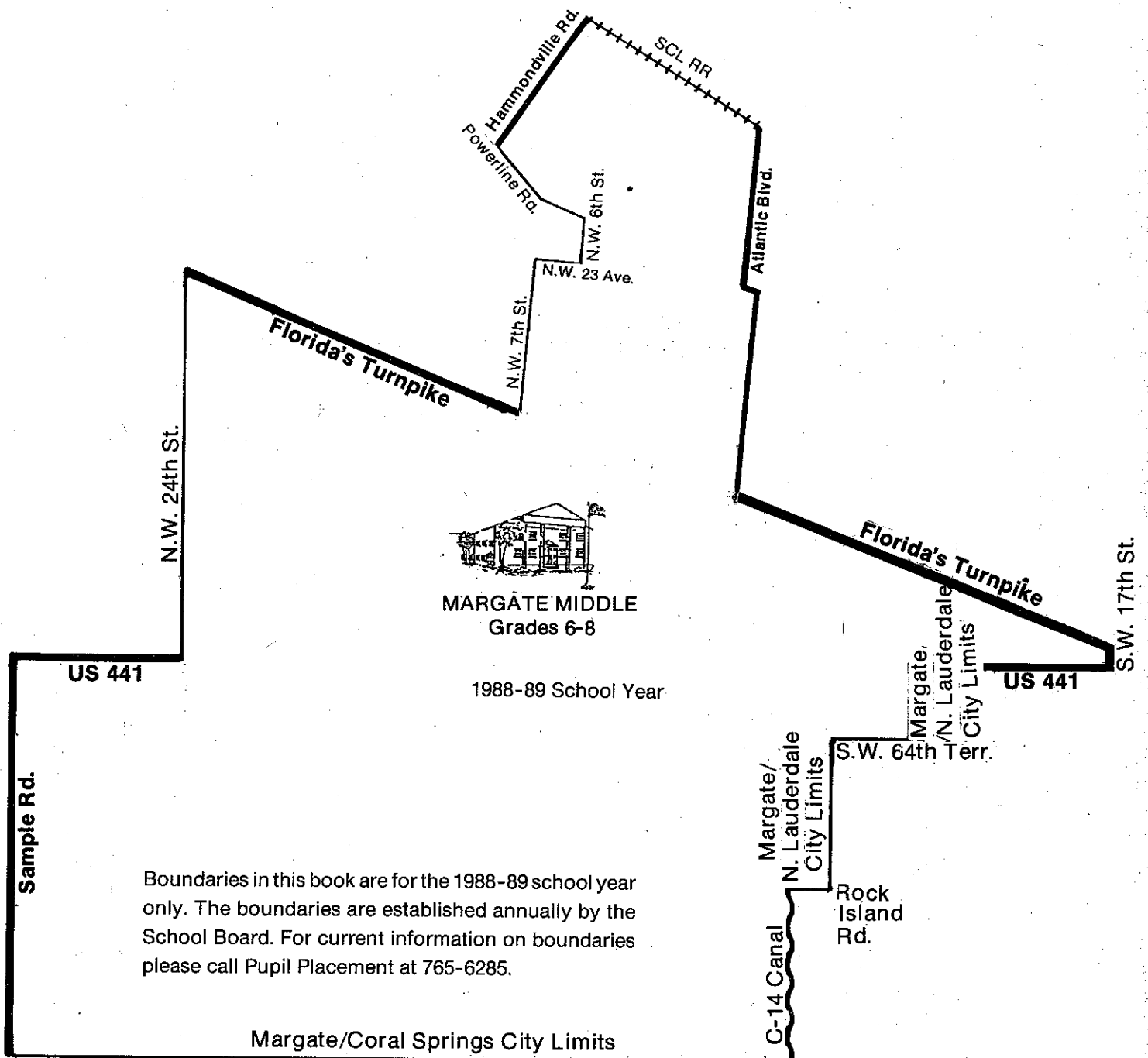


MARGATE MIDDLE SCHOOL

500 N.W. 65th Ave.

Margate

Phone: 977-2277





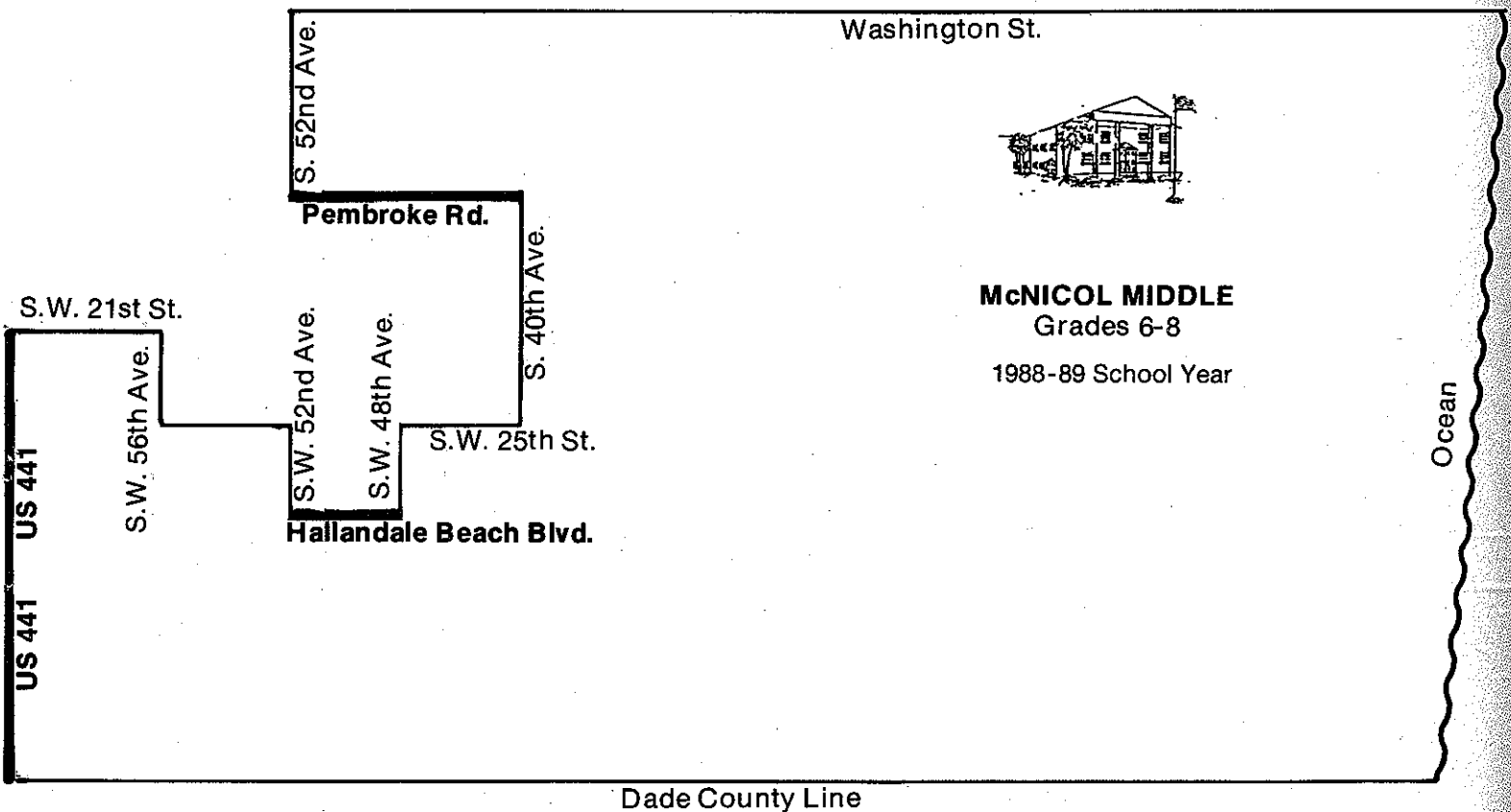
McNICOL MIDDLE

1411 S. 28th Ave.

Hollywood

Phone: 457-0260

Boundaries in this book are for the 1988-89 school year only. The boundaries are established annually by the School Board. For current information on boundaries please call Pupil Placement at 765-6285.

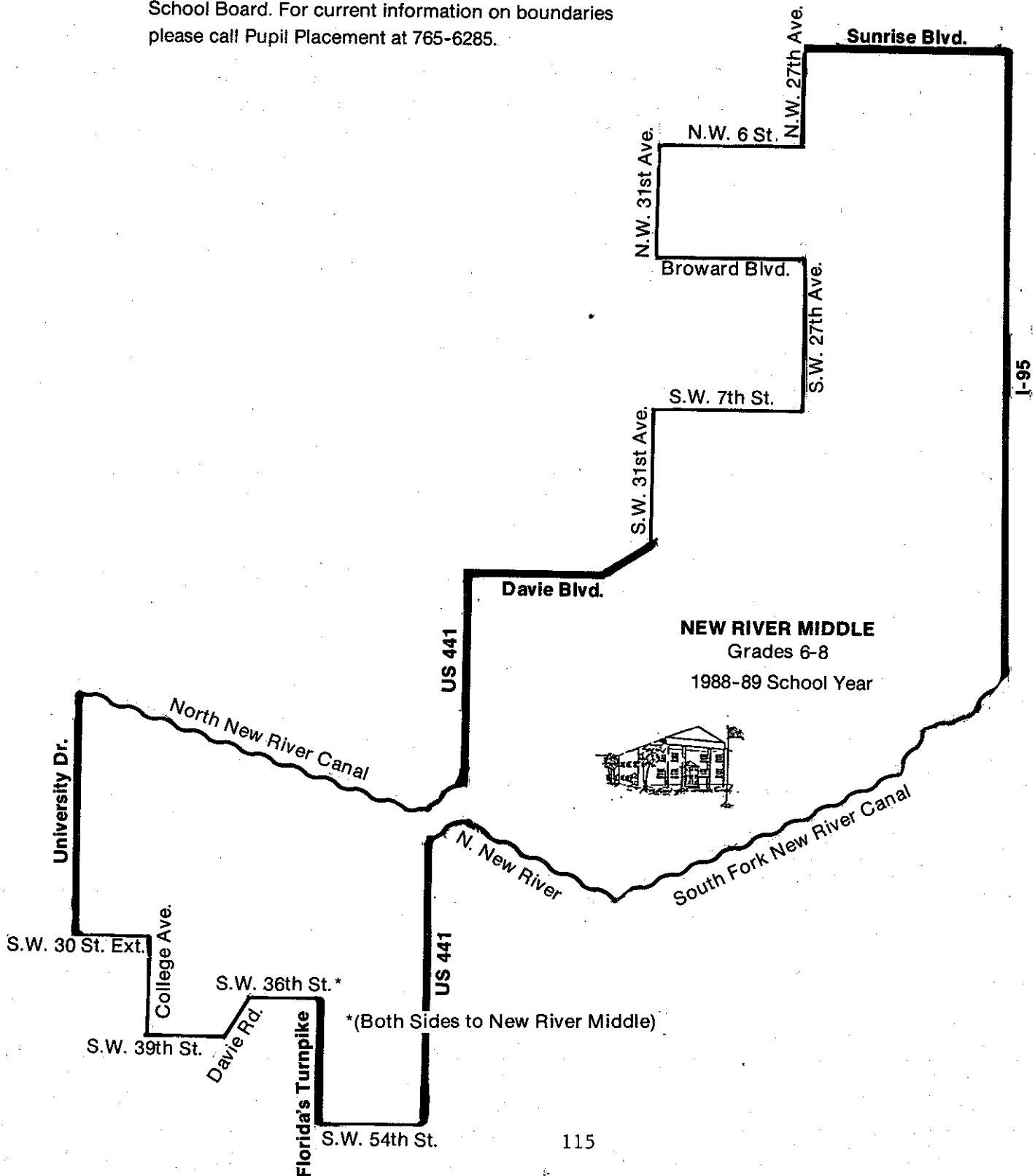




NEW RIVER MIDDLE SCHOOL

3100 Riverland Rd.
Fort Lauderdale
Phone: 581-2111

Boundaries in this book are for the 1988-89 school year only. The boundaries are established annually by the School Board. For current information on boundaries please call Pupil Placement at 765-6285.



NOVA MIDDLE SCHOOL

3602 College Ave.

Davie, Florida

Phone: 475-7755

Grades 6-8

A Research and Development Center. Vacancies are filled by applicants who reside in Broward County. Admittance will be made according to School Board Policy.

Boundaries in this book are for the 1988-89 school year only. The boundaries are established annually by the School Board. For current information on boundaries please call Pupil Placement at 765-6285.



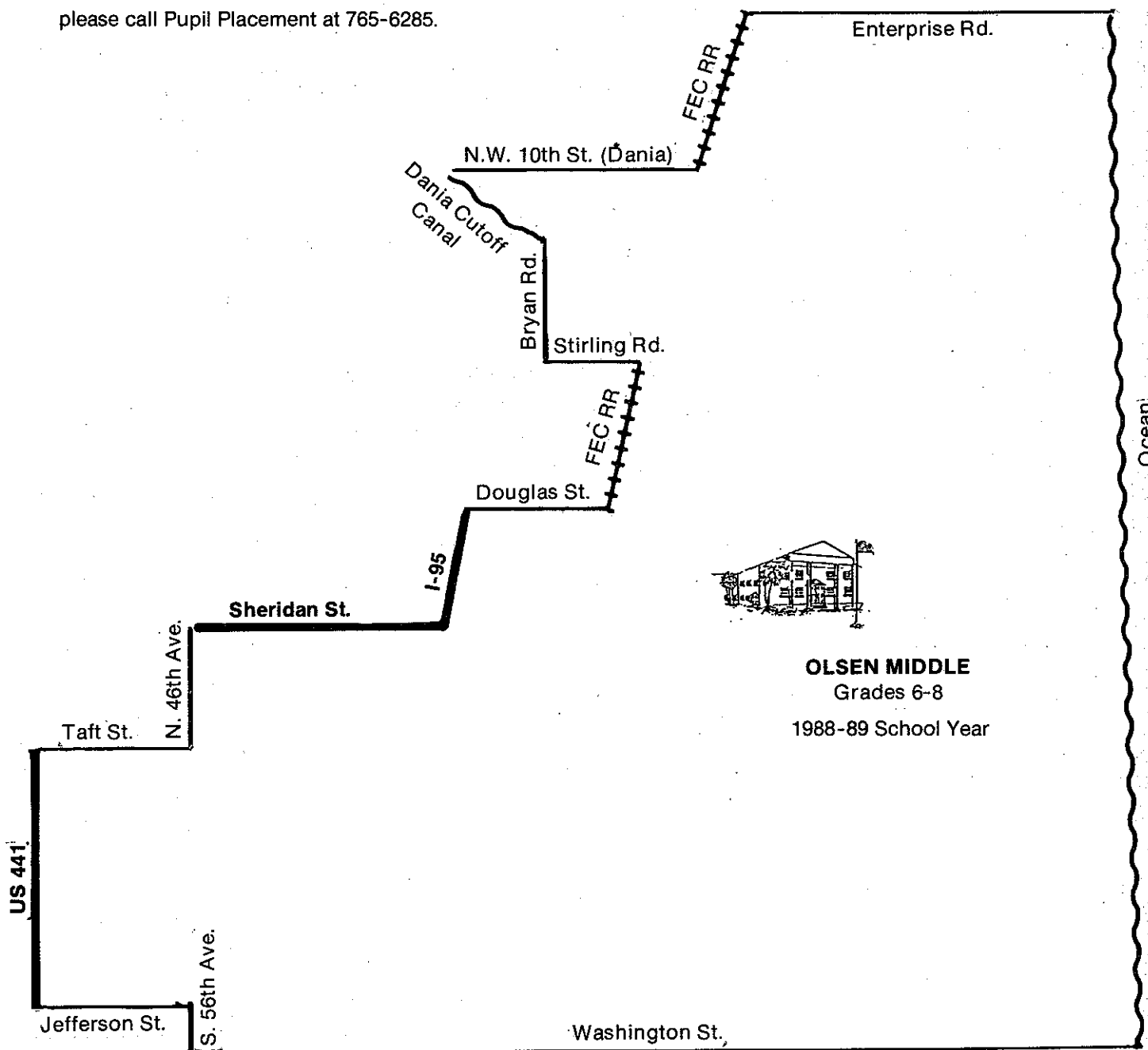
OLSEN MIDDLE SCHOOL

1301 S.E. 2nd Ave.

Dania

Phone: 926-1960

Boundaries in this book are for the 1988-89 school year only. The boundaries are established annually by the School Board. For current information on boundaries please call Pupil Placement at 765-6285.



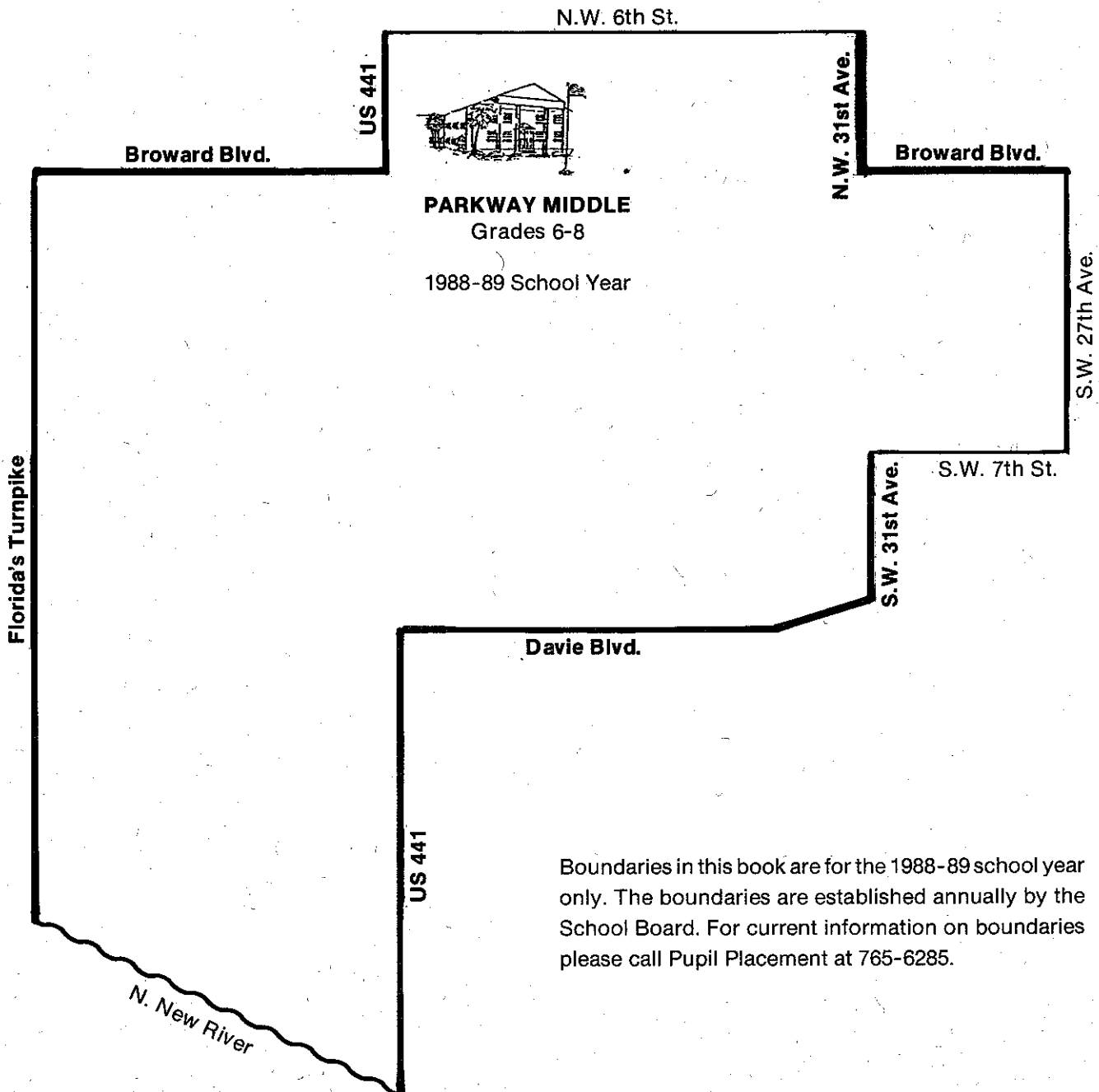


PARKWAY MIDDLE SCHOOL

3600 N.W. 5th Ct.
Fort Lauderdale
Phone: 584-0651

A MAGNET SCHOOL FOR COMPUTER HIGH TECHNOLOGY: INCOMING SIXTH GRADE STUDENTS COUNTYWIDE MAY APPLY FOR ADMISSION TO THE COMPUTER HIGH TECHNOLOGY PROGRAM BEGINNING IN 1988.

A MAGNET SCHOOL FOR THE PERFORMING ARTS: Students living within the boundary area automatically attend this school. Students county-wide may apply for admission to the Performing Arts Program.



Boundaries in this book are for the 1988-89 school year only. The boundaries are established annually by the School Board. For current information on boundaries please call Pupil Placement at 765-6285.



PERRY MIDDLE SCHOOL

3400 S.W. 69th Ave.
Hollywood
Phone: 985-5400

S.W. 40th Ave.

Pembroke Rd.


S.W. 21st St.

Boundaries in this book are for the 1988-89 school year only. The boundaries are established annually by the School Board. For current information on boundaries please call Pupil Placement at 765-6285.

US 441

PERRY MIDDLE SCHOOL
Grades 6-8

1988-89 School Year



Pembroke Rd.

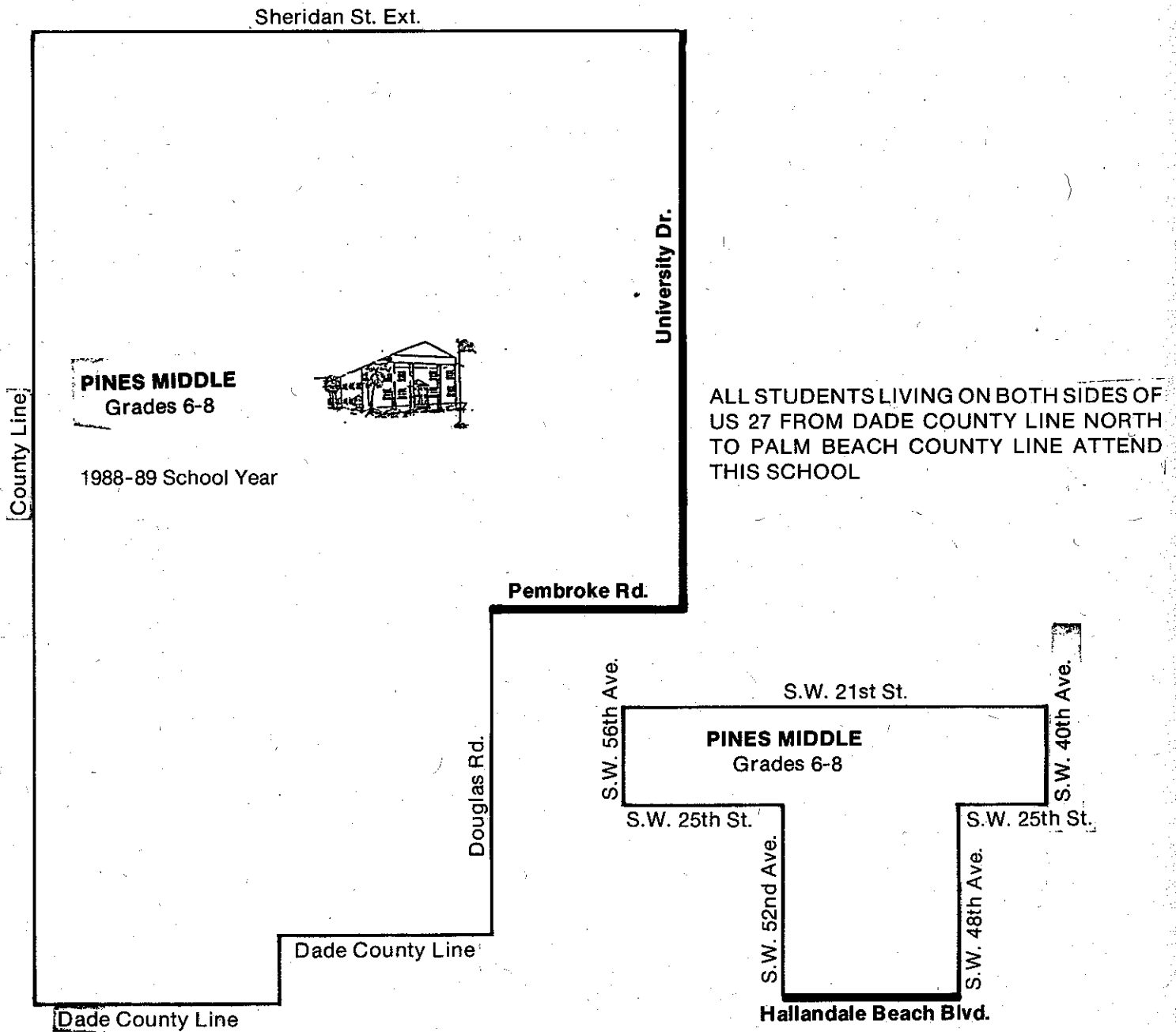
Dade County Line

Douglas Rd.



PINES MIDDLE SCHOOL

200 N. Douglas Rd.
Pembroke Pines
Phone: 437-0577



Boundaries in this book are for the 1988-89 school year only. The boundaries are established annually by the School Board. For current information on boundaries please call Pupil Placement at 765-6285.



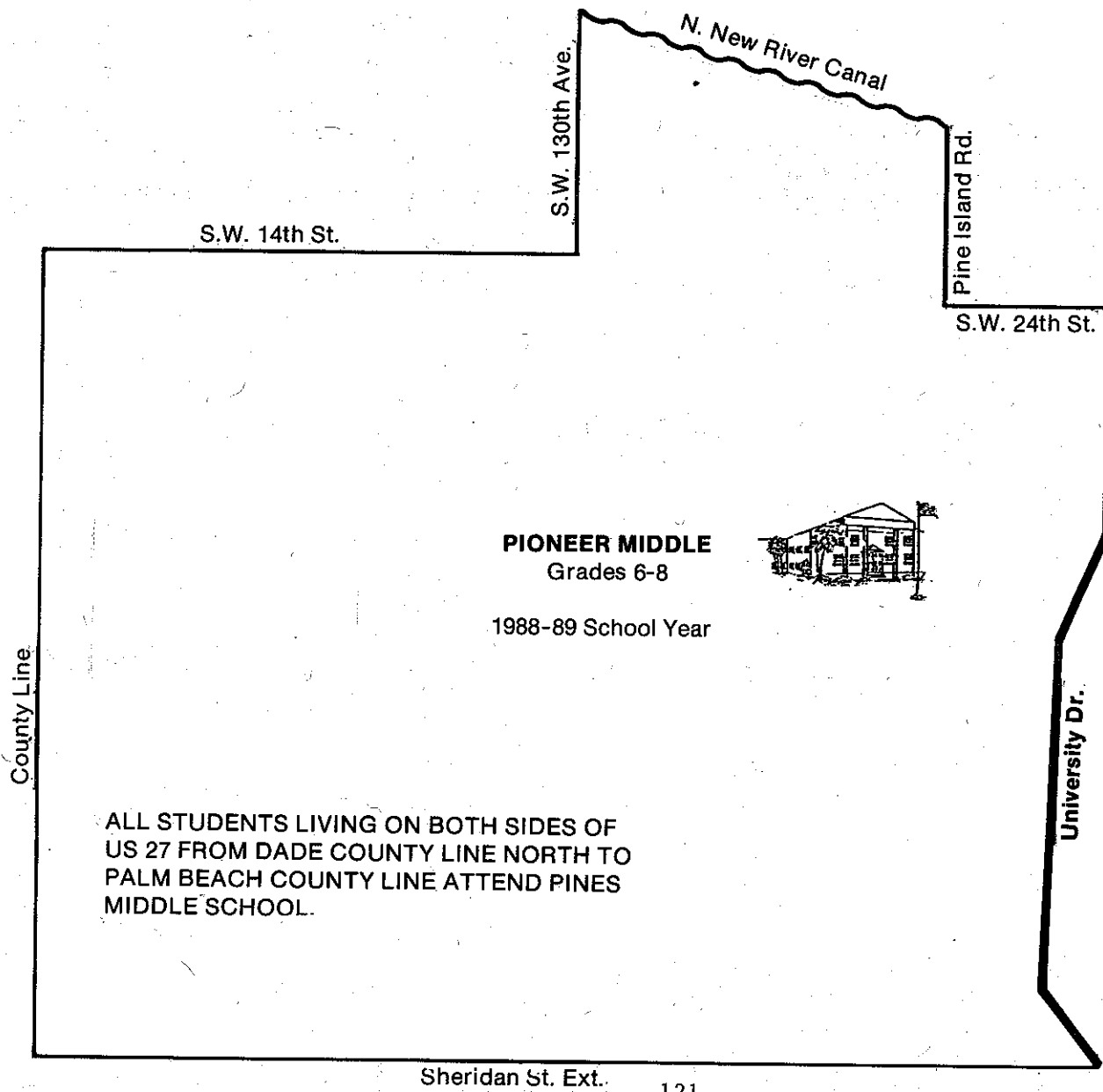
PIONEER MIDDLE SCHOOL

5350 S.W. 90th Ave.

Cooper City

Phone: 680-1100

Boundaries in this book are for the 1988-89 school year only. The boundaries are established annually by the School Board. For current information on boundaries please call Pupil Placement at 765-6285.



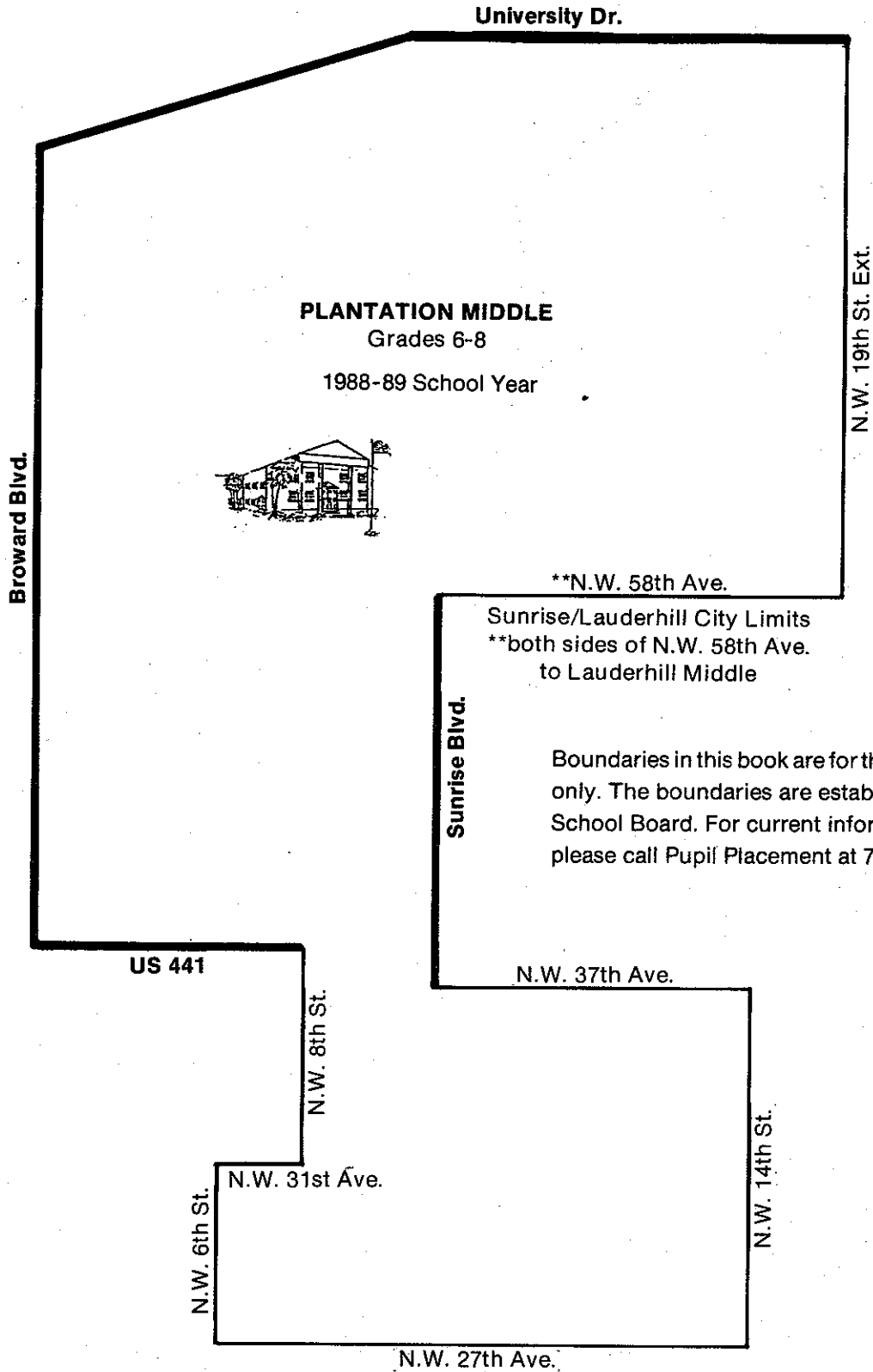


PLANTATION MIDDLE

6600 W. Sunrise Blvd.

Plantation

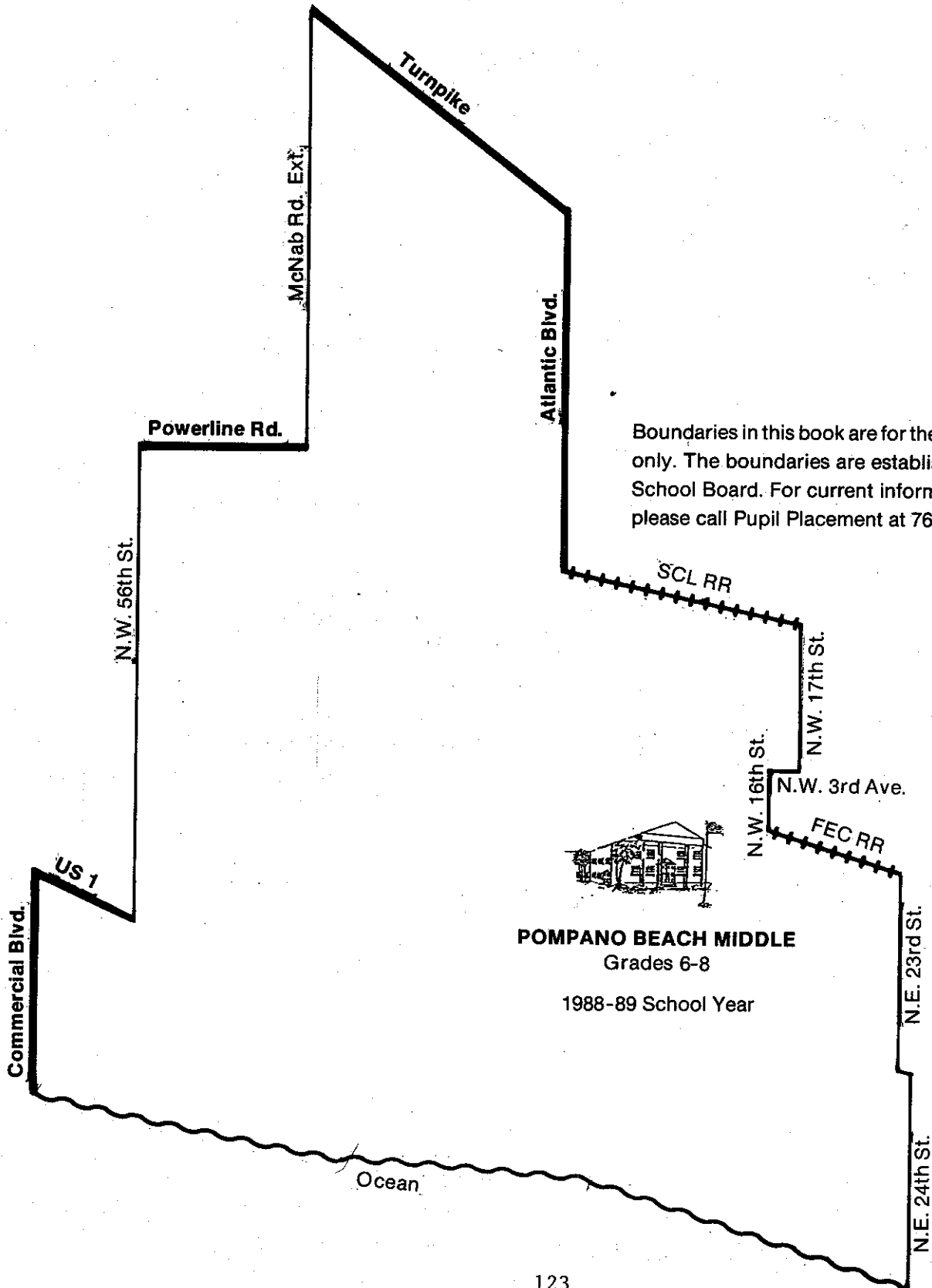
Phone: 587-6484





POMPANO BEACH MIDDLE SCHOOL

310 N.E. 6th St.
Pompano Beach
Phone: 786-7777





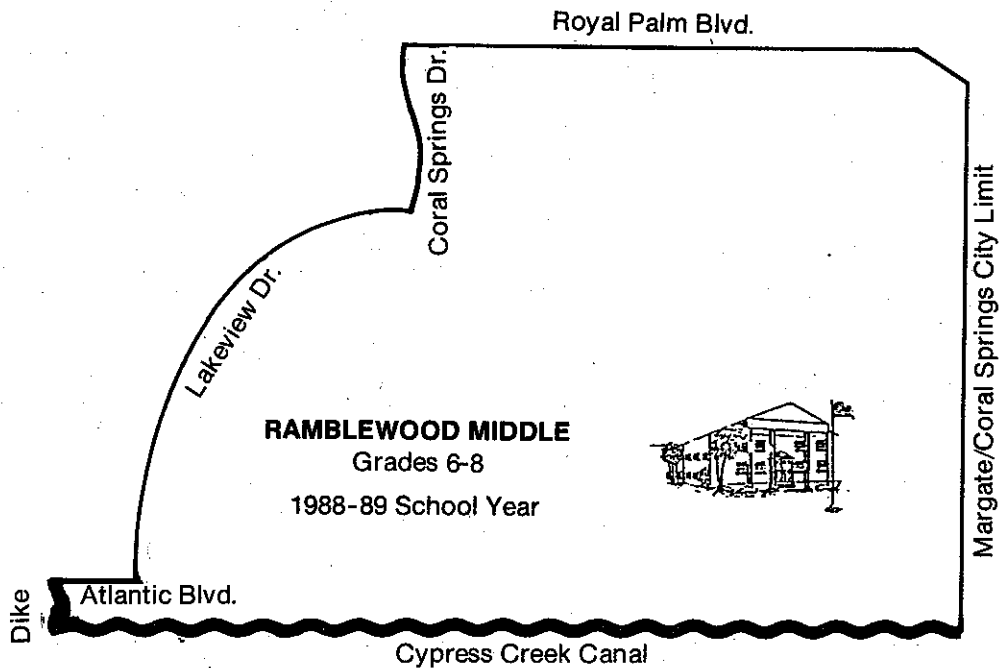
RAMBLEWOOD MIDDLE SCHOOL

8505 W. Atlantic Blvd.

Coral Springs

Phone: 344-5555

Boundaries in this book are for the 1988-89 school year only. The boundaries are established annually by the School Board. For current information on boundaries please call Pupil Placement at 765-6285.

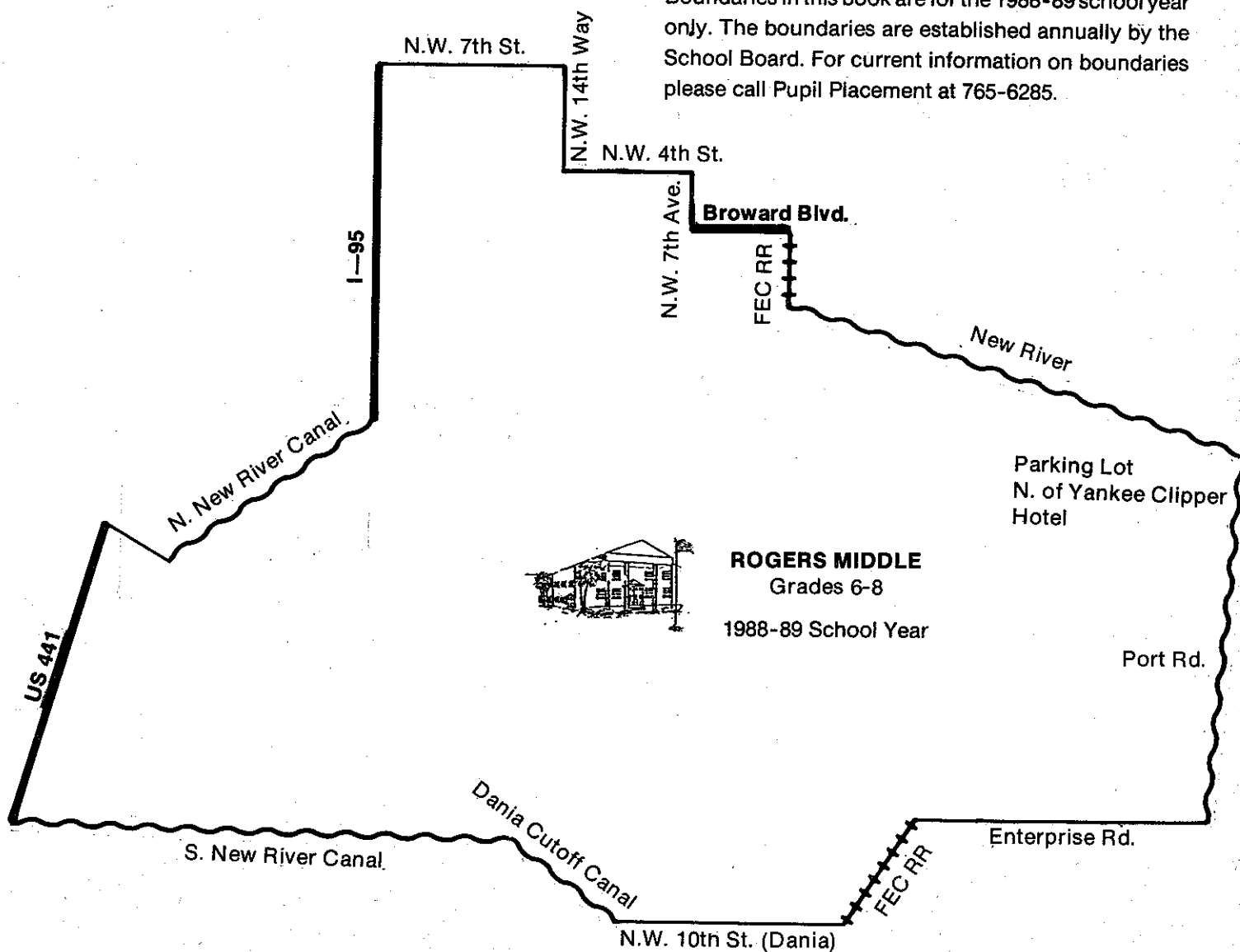




ROGERS MIDDLE SCHOOL

700 S.W. 26th St.
Fort Lauderdale
Phone: 765-6893

Boundaries in this book are for the 1988-89 school year only. The boundaries are established annually by the School Board. For current information on boundaries please call Pupil Placement at 765-6285.





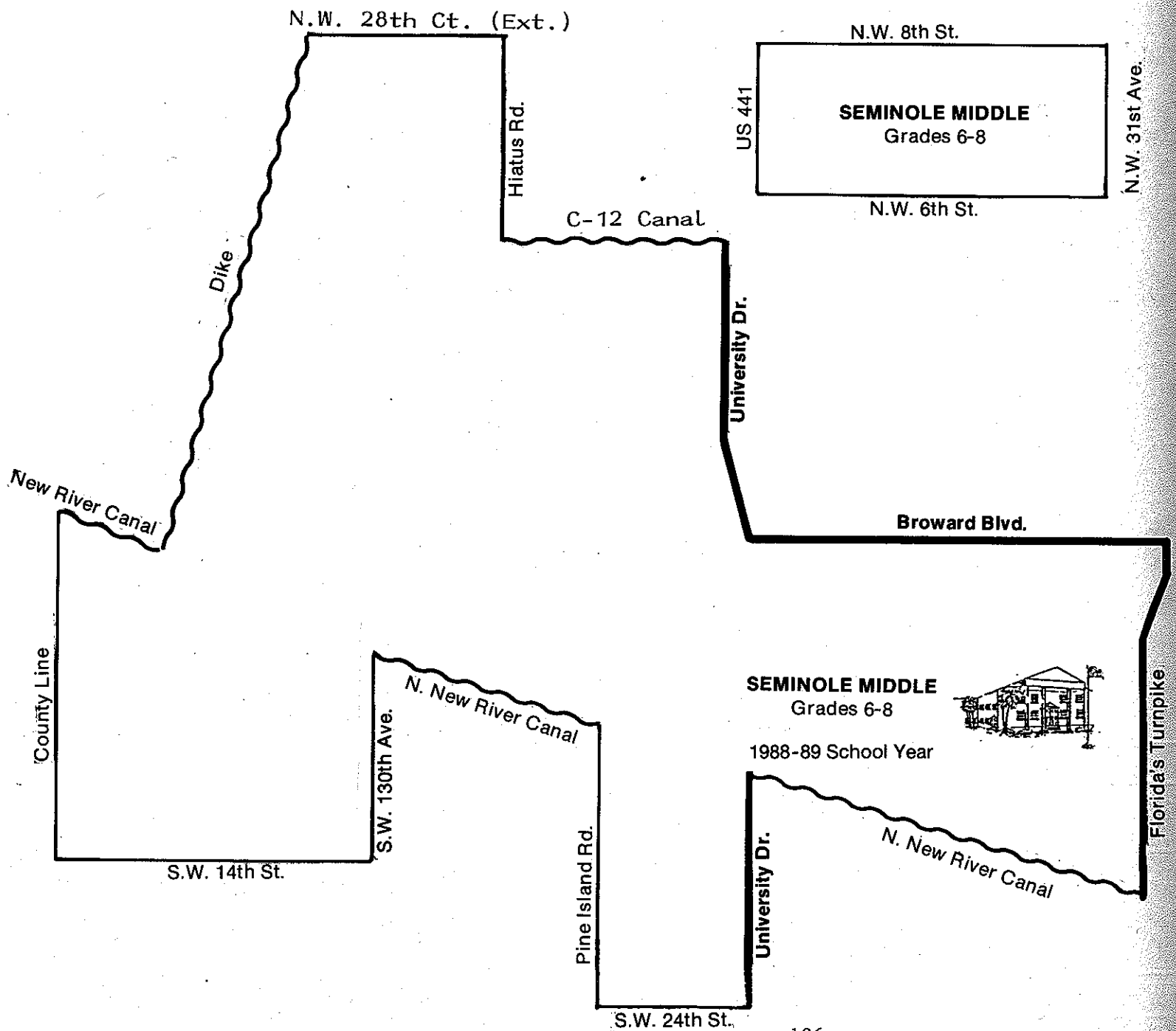
SEMINOLE MIDDLE SCHOOL

6200 S.W. 16th St.

Plantation

Phone: 581-9510

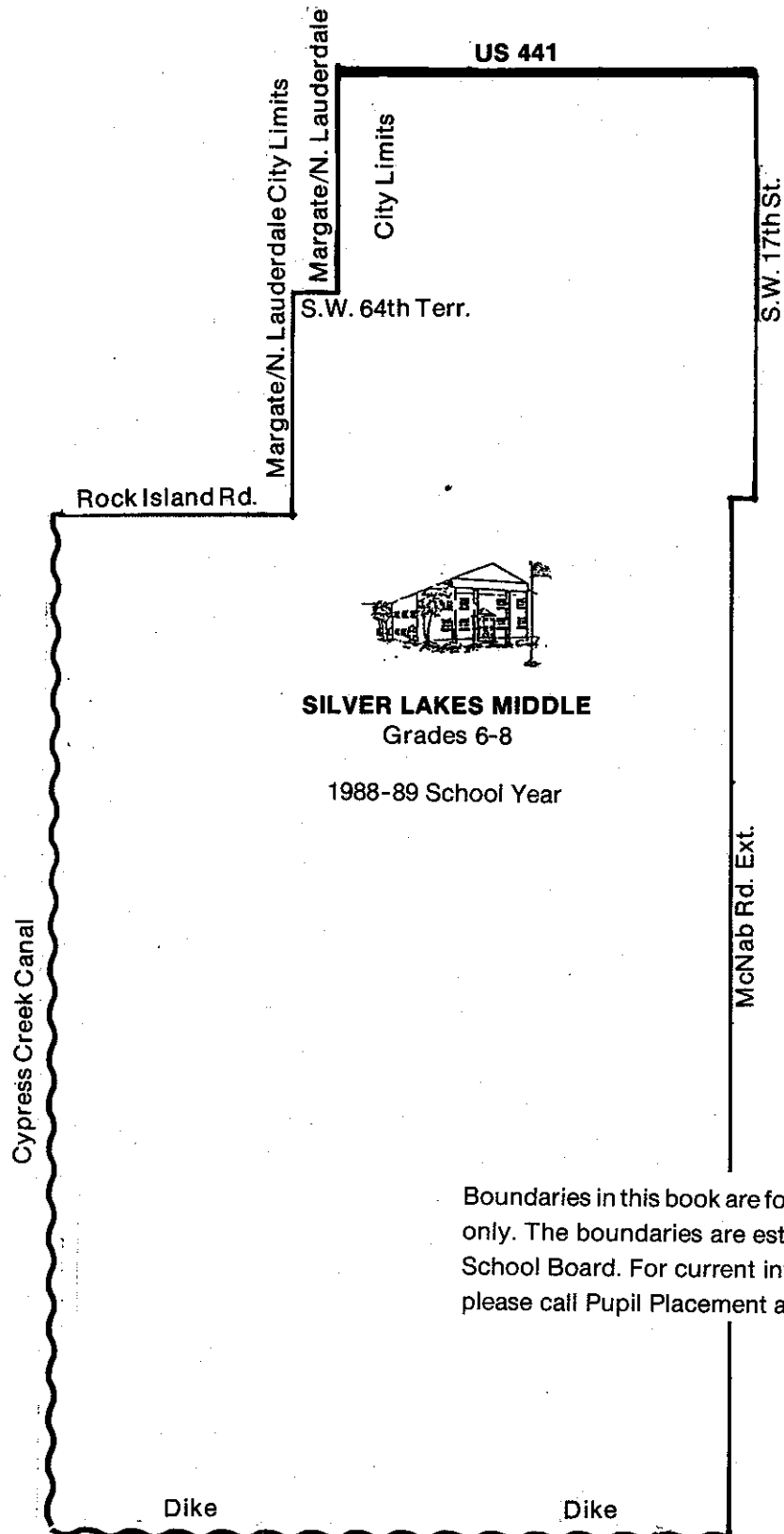
Boundaries in this book are for the 1988-89 school year only. The boundaries are established annually by the School Board. For current information on boundaries please call Pupil Placement at 765-6285.



N ←

SILVER LAKES MIDDLE SCHOOL

7600 Tam O'Shanter Blvd.
North Lauderdale
Phone: 726-7590



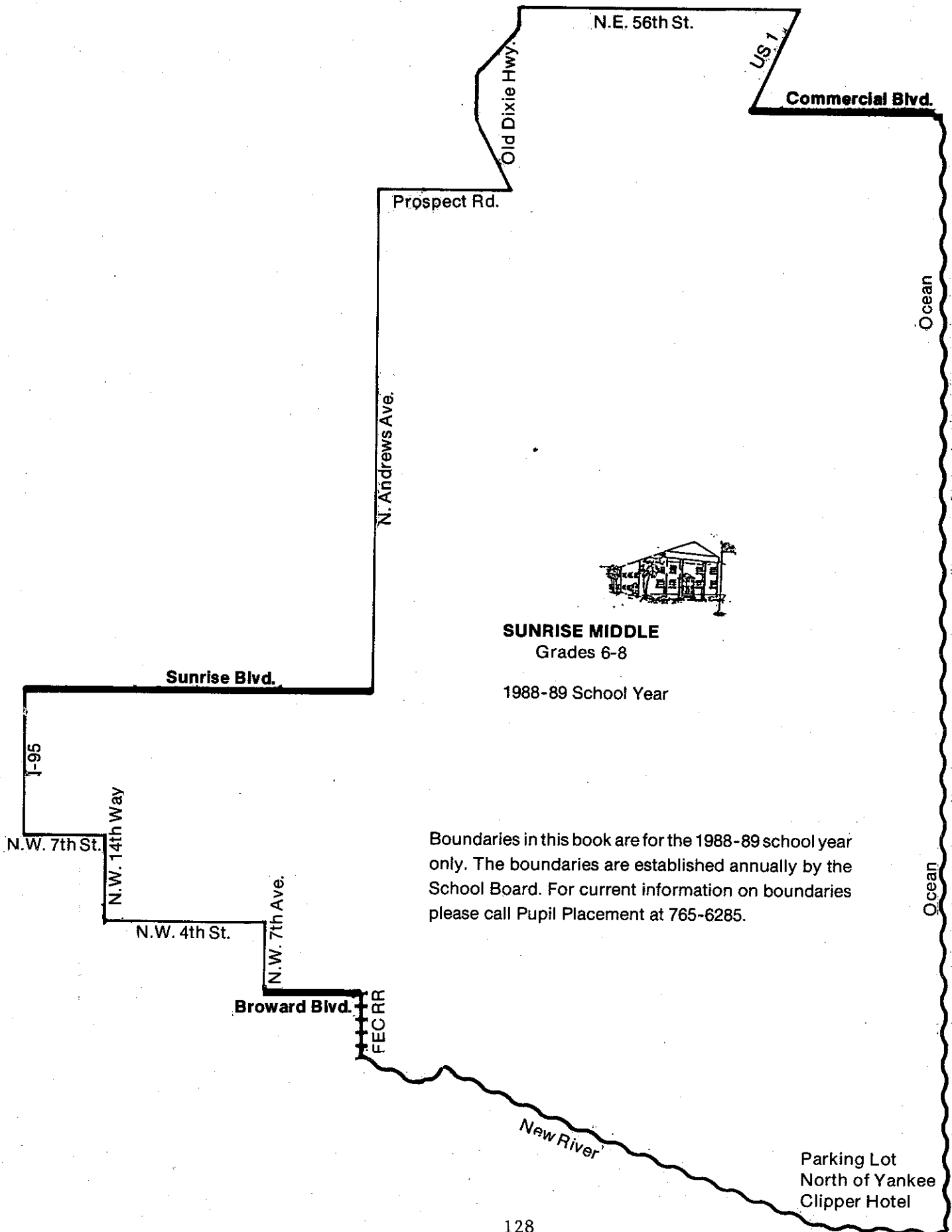


SUNRISE MIDDLE SCHOOL

1750 N.E. 14th St.

Fort Lauderdale

Phone: 765-6785



PINK

HIGH SCHOOLS

HIGH SCHOOL BOUNDARIES FOR BROWARD COUNTY PUBLIC SCHOOLS

1988 - 89



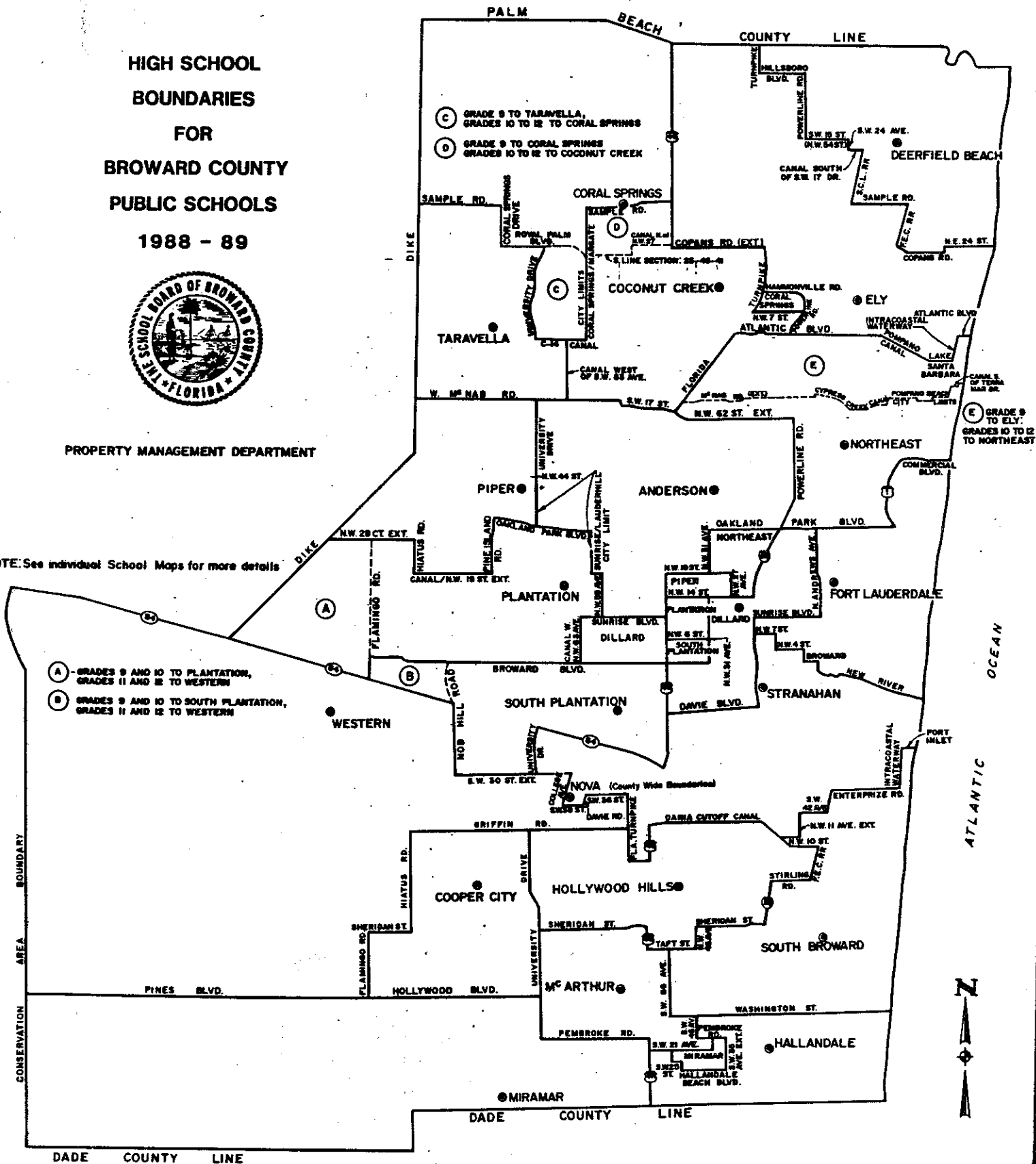
PROPERTY MANAGEMENT DEPARTMENT

NOTE: See individual School Maps for more details

- (A) - GRADES 9 AND 10 TO PLANTATION,
GRADES 11 AND 12 TO WESTERN
- (B) - GRADES 9 AND 10 TO SOUTH PLANTATION,
GRADES 11 AND 12 TO WESTERN

- (C) GRADE 9 TO TARAVELLA,
GRADES 10 TO 12 TO CORAL SPRINGS
- (D) GRADE 9 TO CORAL SPRINGS
GRADES 10 TO 12 TO COCONUT CREEK

- (E) GRADE 9 TO ELY,
GRADES 10 TO 12 TO NORTHEAST



HIGH SCHOOLS

1987/88 SCHOOL YEAR

	<u>Area</u>	<u>Page</u>
ANDERSON, BOYD HIGH.....	C.....	129
COCONUT CREEK HIGH.....	N.....	130
COOPER CITY HIGH.....	S.....	131
CORAL SPRINGS HIGH.....	N.....	132
DEERFIELD BEACH HIGH.....	N.....	133
DILLARD HIGH.....	C.....	134
ELY HIGH.....	N.....	135
FT. LAUDERDALE HIGH.....	C.....	136
HALLANDALE HIGH.....	S.....	137
HOLLYWOOD HILLS HIGH.....	S.....	138
McARTHUR HIGH.....	S.....	139
MIRAMAR HIGH.....	S.....	140
NORTHEAST HIGH.....	N.....	141
NOVA HIGH.....	S.....	142
PIPER HIGH.....	C.....	143
PLANTATION HIGH.....	C.....	144
SOUTH BROWARD HIGH.....	S.....	145
SOUTH PLANTATION HIGH.....	C.....	146
STRANAHAN HIGH.....	C.....	147
TARAVELLA HIGH.....	N.....	148
WESTERN HIGH.....	S.....	149

ANDERSON HIGH SCHOOL

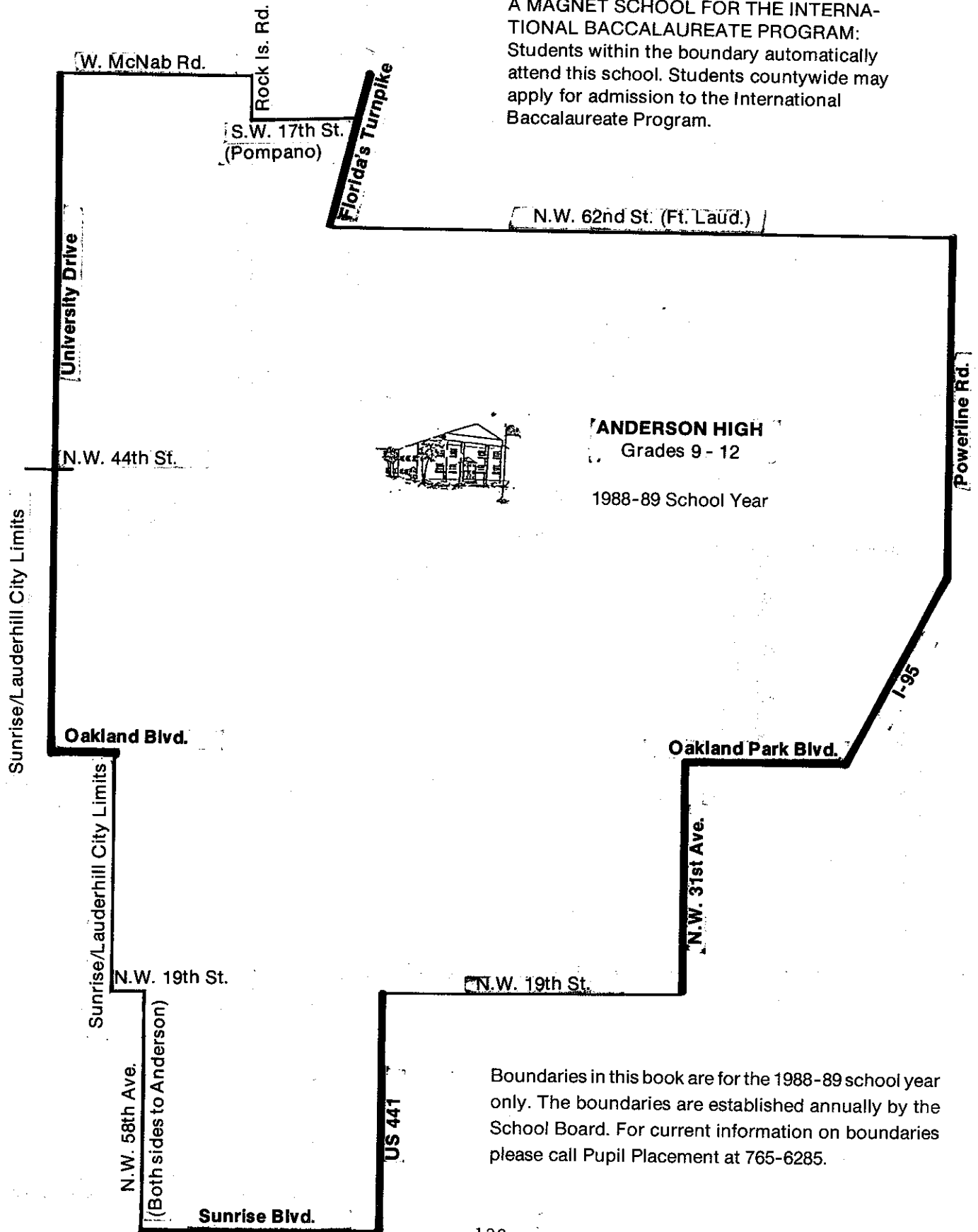
3050 N.W. 41st Street

Lauderdale Lakes

Phone: 735-0500



A MAGNET SCHOOL FOR THE INTERNATIONAL BACCALAUREATE PROGRAM:
Students within the boundary automatically attend this school. Students countywide may apply for admission to the International Baccalaureate Program.



Boundaries in this book are for the 1988-89 school year only. The boundaries are established annually by the School Board. For current information on boundaries please call Pupil Placement at 765-6285.



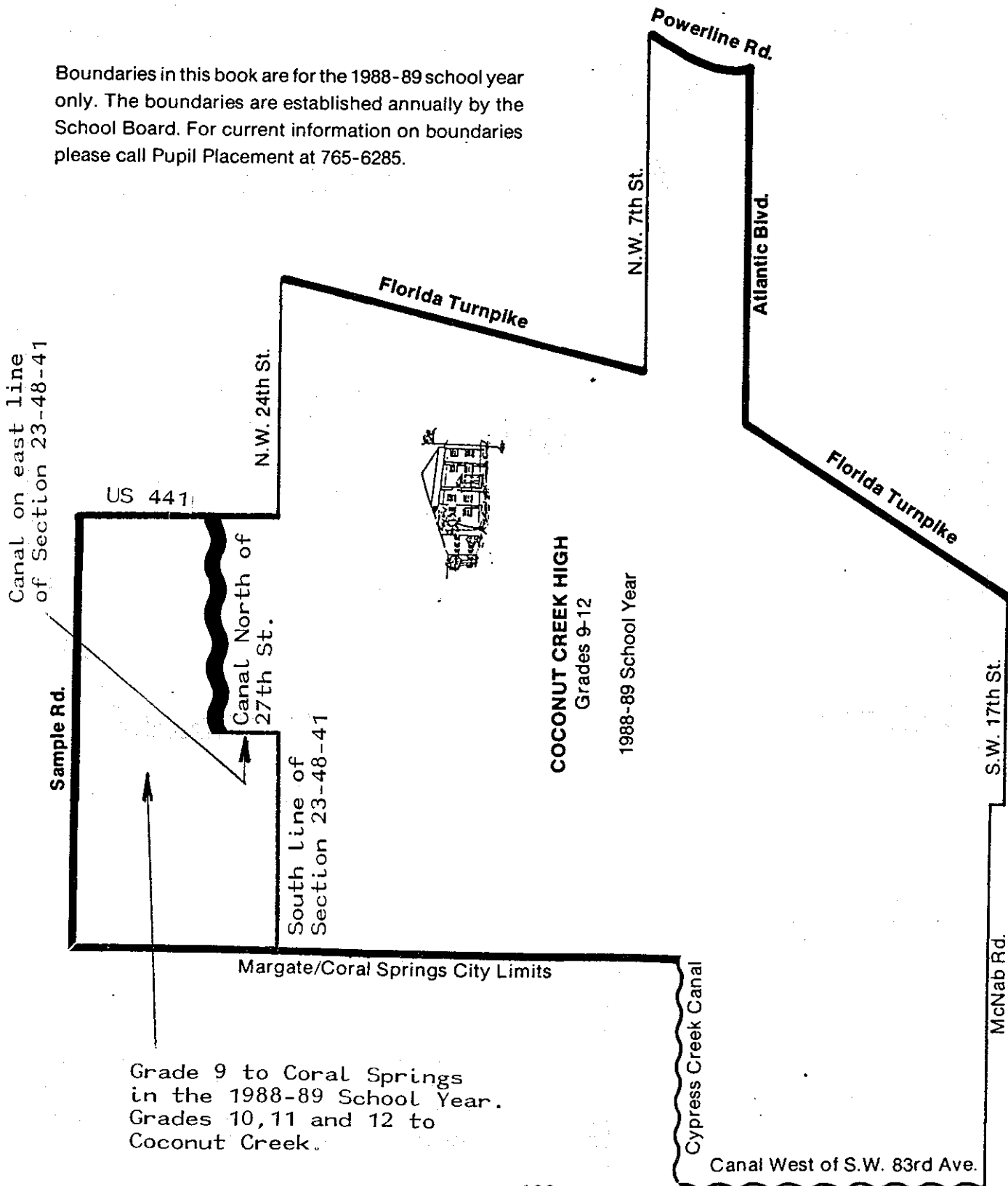
COCONUT CREEK HIGH SCHOOL

1400 N.W. 44th Avenue

Coconut Creek

Phone: 977-2100

Boundaries in this book are for the 1988-89 school year only. The boundaries are established annually by the School Board. For current information on boundaries please call Pupil Placement at 765-6285.





COOPER CITY HIGH SCHOOL

9401 Stirling Road
Cooper City
Phone: 434-8000

Griffin Rd.

Hiatus Road



COOPER CITY HIGH

Grades 9-12

1988-89 School Year

Sheridan St.

Flamingo Rd.

University Dr.

Boundaries in this book are for the 1988-89 school year only. The boundaries are established annually by the School Board. For current information on boundaries please call Pupil Placement at 765-6285.

Hollywood Blvd.



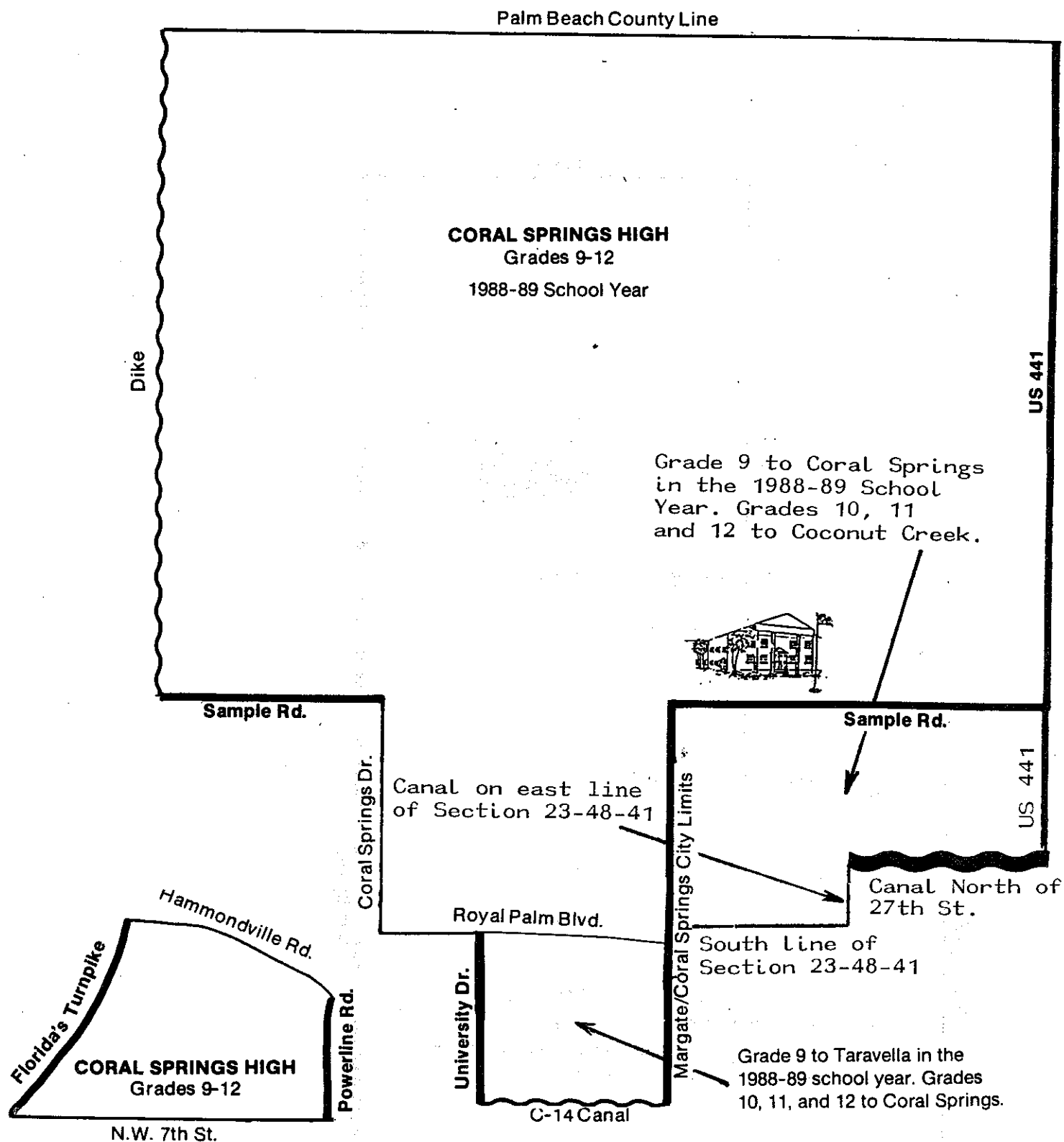
CORAL SPRINGS HIGH SCHOOL

7201 West Sample Road

Coral Springs

Phone: 344-3400

Boundaries in this book are for the 1988-89 school year only. The boundaries are established annually by the School Board. For current information on boundaries please call Pupil Placement at 765-6285.

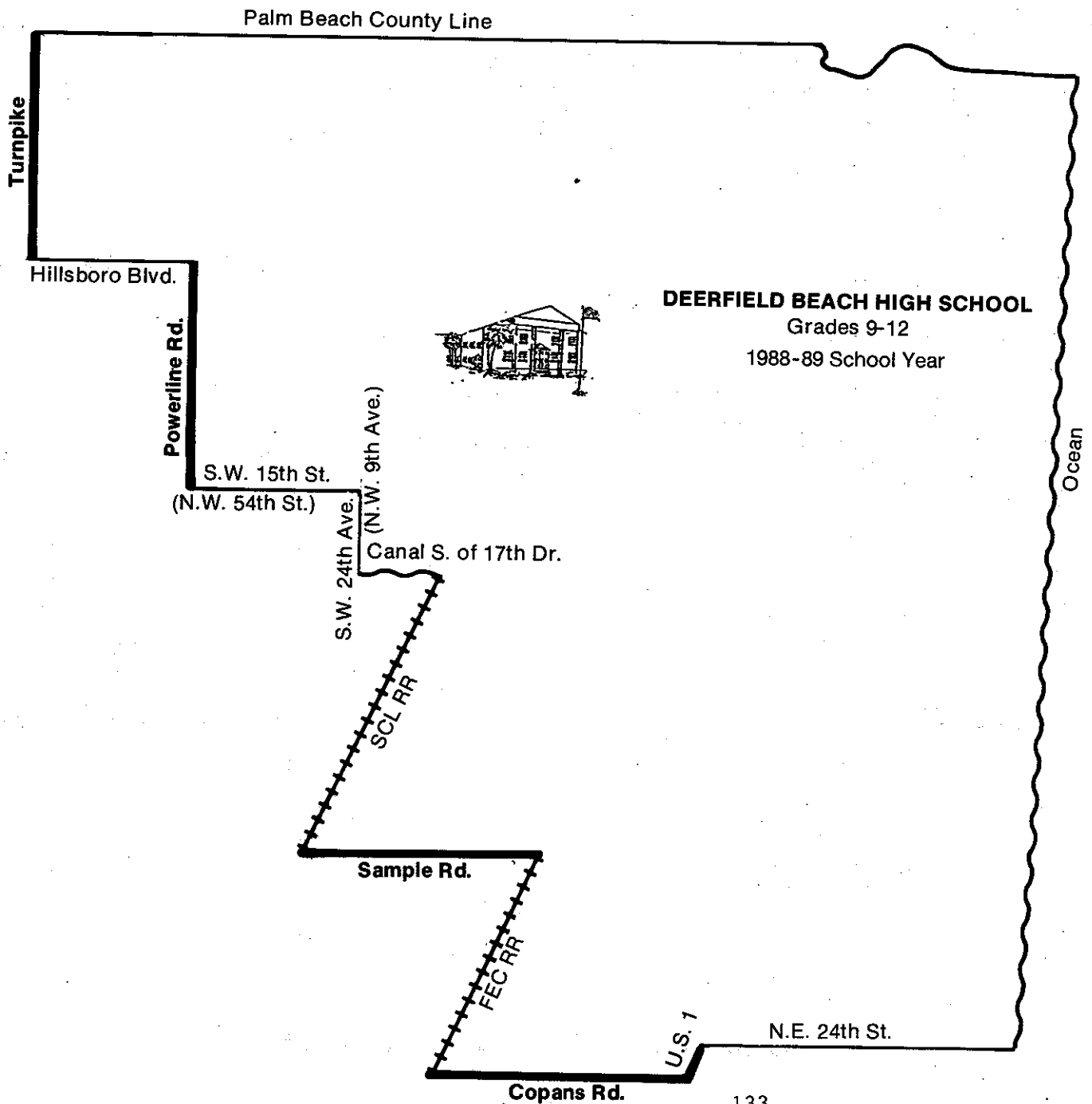




DEERFIELD BEACH HIGH SCHOOL

910 S.W. 15th St.
Deerfield Beach
Phone: 481-5600

Boundaries in this book are for the 1988-89 school year only. The boundaries are established annually by the School Board. For current information on boundaries please call Pupil Placement at 765-6285.



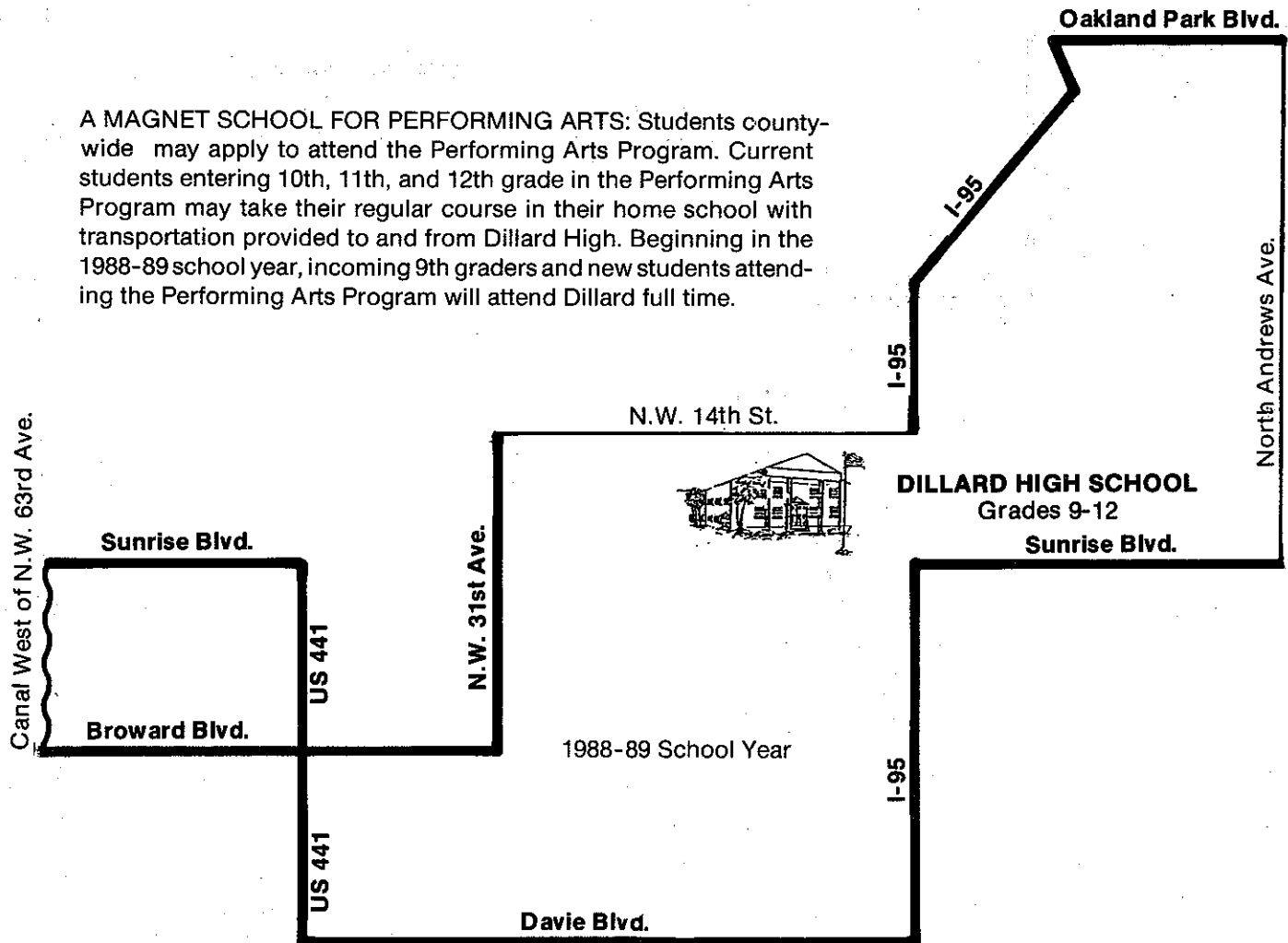


DILLARD HIGH SCHOOL

2501 N.W. 11th Street
Fort Lauderdale
Phone: 581-4630

Boundaries in this book are for the 1988-89 school year only. The boundaries are established annually by the School Board. For current information on boundaries please call Pupil Placement at 765-6285.

A MAGNET SCHOOL FOR PERFORMING ARTS: Students county-wide may apply to attend the Performing Arts Program. Current students entering 10th, 11th, and 12th grade in the Performing Arts Program may take their regular course in their home school with transportation provided to and from Dillard High. Beginning in the 1988-89 school year, incoming 9th graders and new students attending the Performing Arts Program will attend Dillard full time.

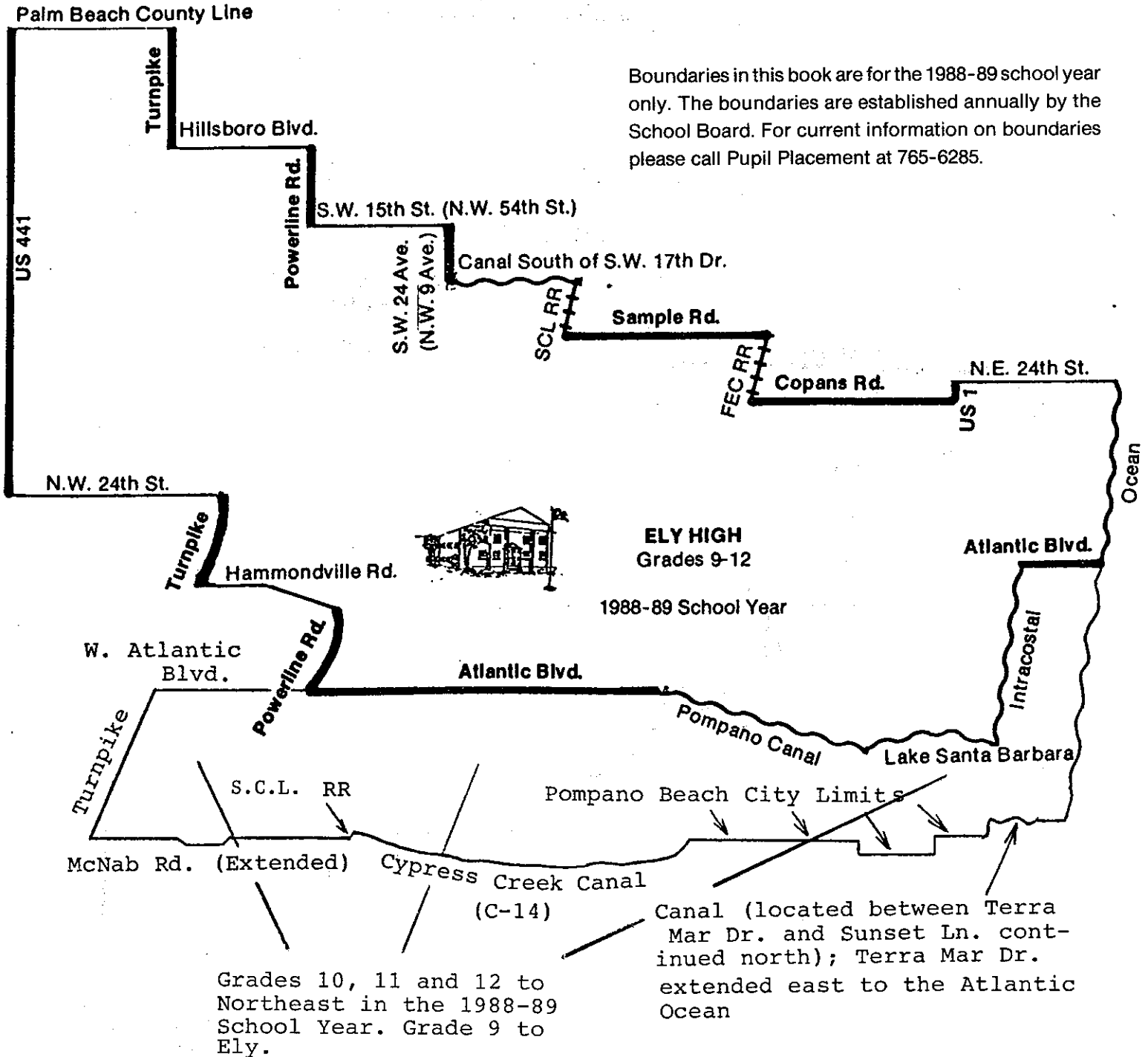




ELY HIGH SCHOOL

1201 N.W. 6th Ave.
Pompano Beach
Phone: 786-3600

A MAGNET SCHOOL FOR ENGINEERING, SCIENCE AND TECHNICAL PROGRAMS: Students living within the boundary area automatically attend this school. Students county-wide may apply for admission to these programs.

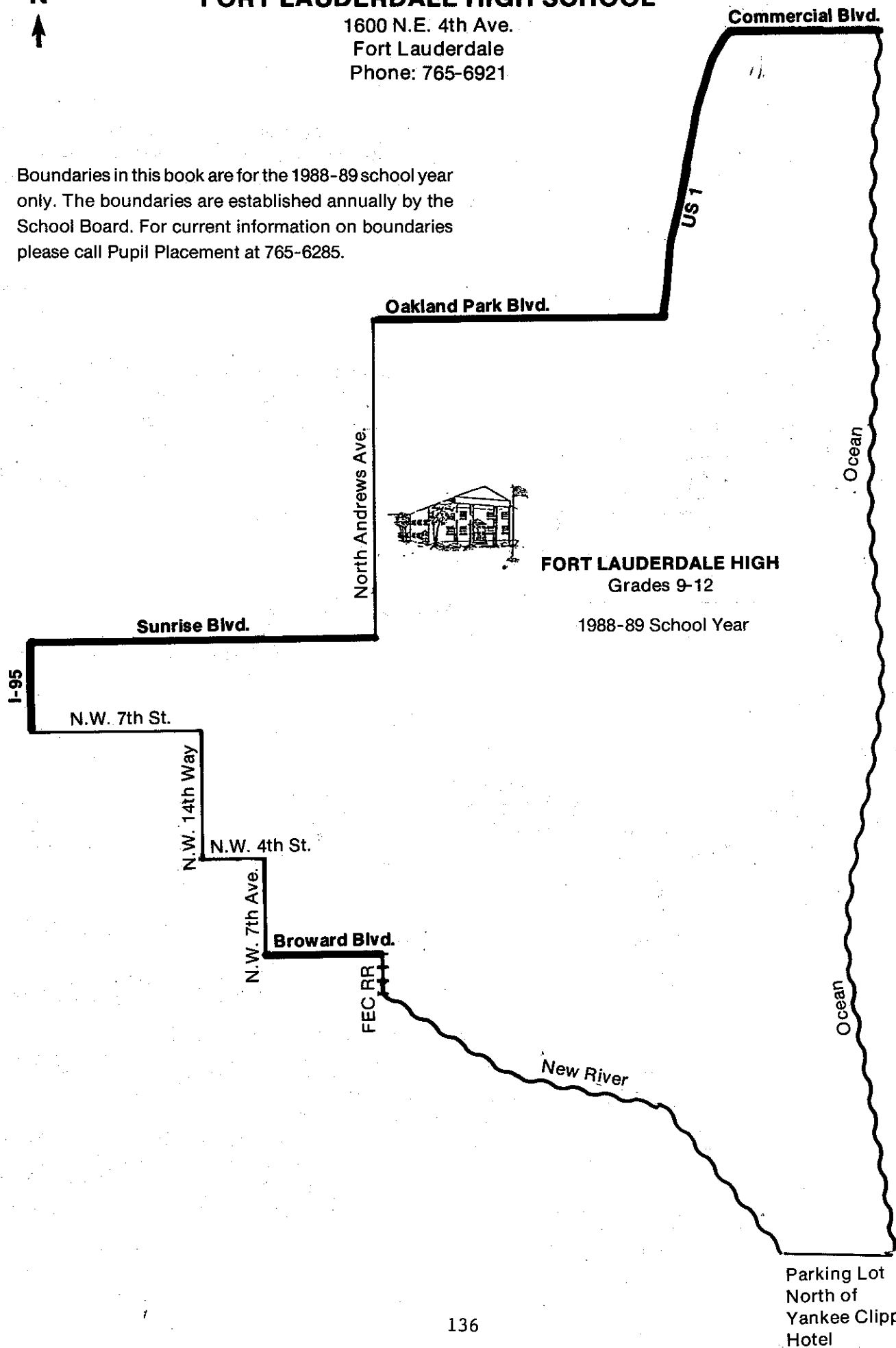




FORT LAUDERDALE HIGH SCHOOL

1600 N.E. 4th Ave.
Fort Lauderdale
Phone: 765-6921

Boundaries in this book are for the 1988-89 school year only. The boundaries are established annually by the School Board. For current information on boundaries please call Pupil Placement at 765-6285.





HALLANDALE HIGH SCHOOL

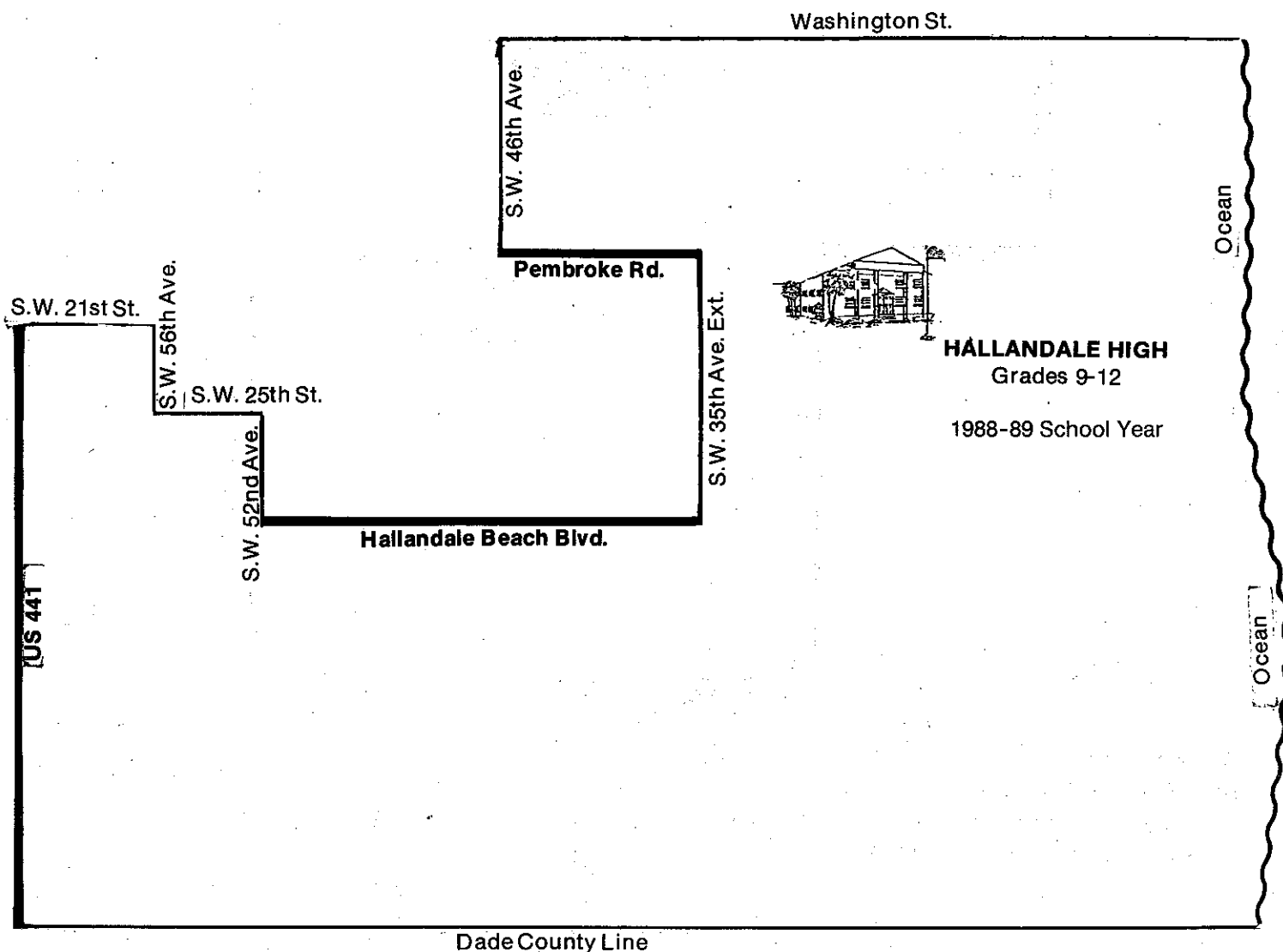
720 N.W. 9th Ave.

Hallandale

Phone: 457-0100

Boundaries in this book are for the 1988-89 school year only. The boundaries are established annually by the School Board. For current information on boundaries please call Pupil Placement at 765-6285.

AN INTERNATIONAL STUDIES MAGNET SCHOOL: Students within the boundary area automatically attend this school. Students county-wide may apply for admission to the International Studies Program.

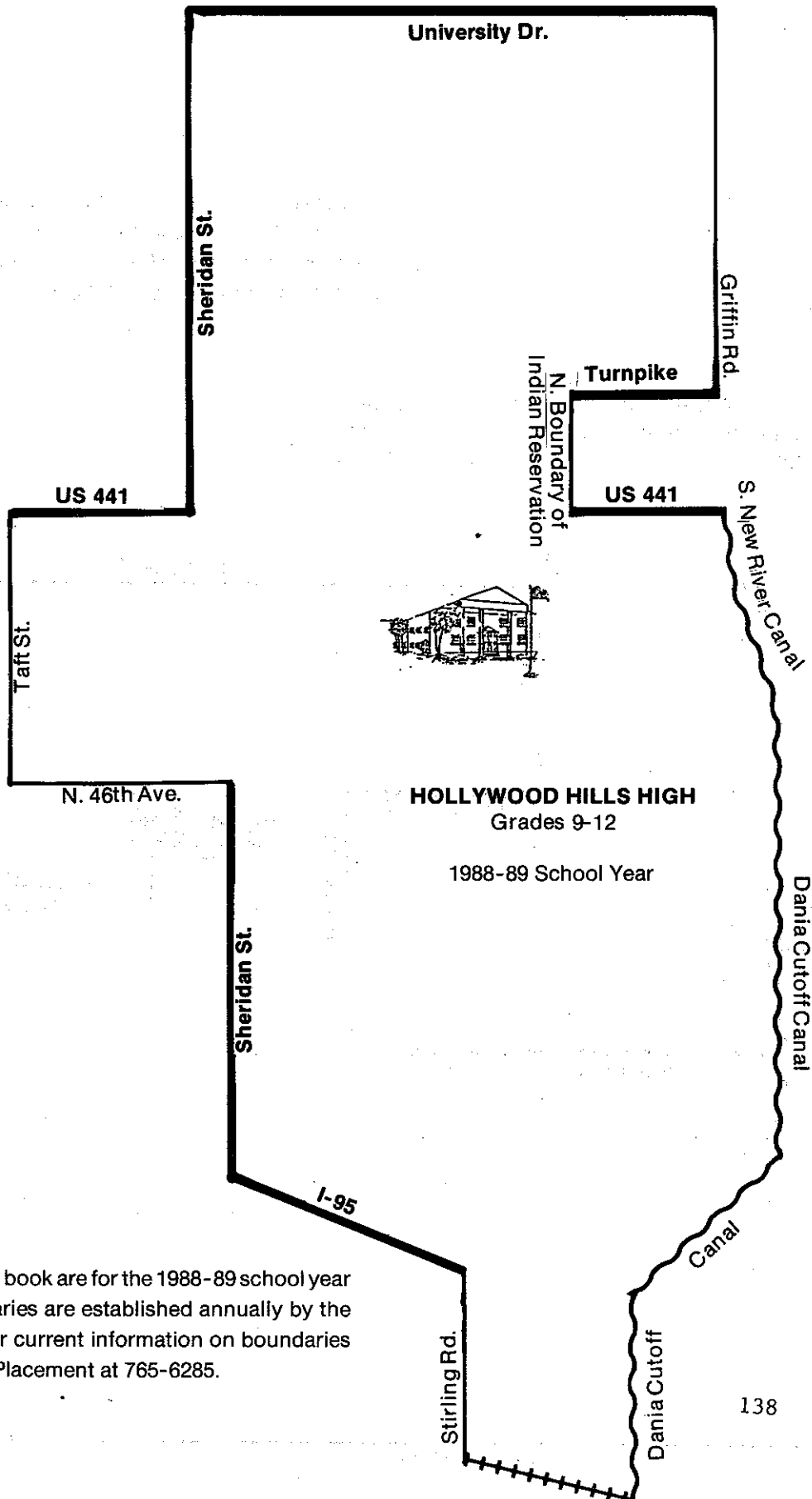


Dade County Line



HOLLYWOOD HILLS HIGH SCHOOL

5400 Stirling Rd.
Hollywood
Phone: 985-5225



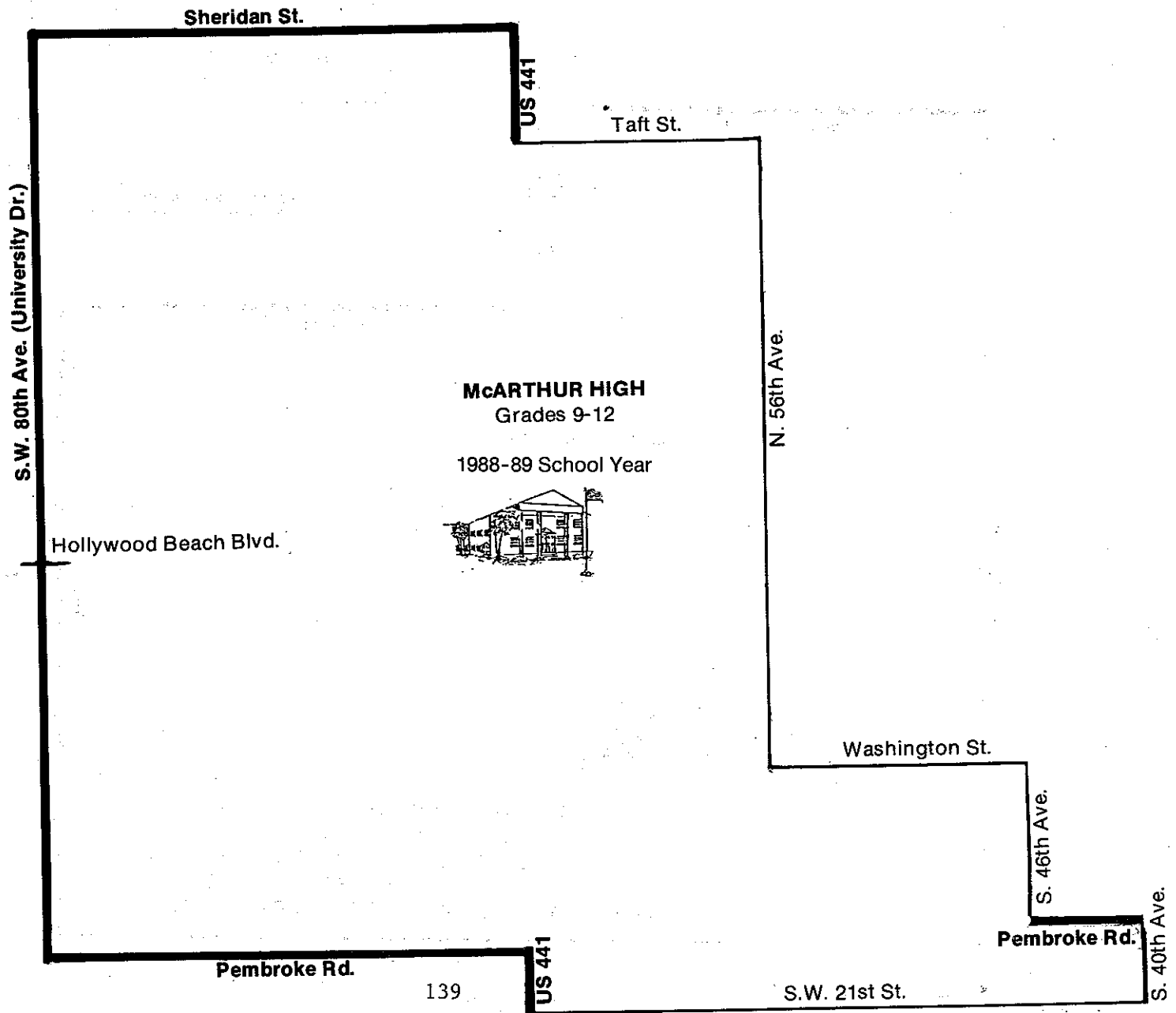
Boundaries in this book are for the 1988-89 school year only. The boundaries are established annually by the School Board. For current information on boundaries please call Pupil Placement at 765-6285.



McARTHUR HIGH SCHOOL

6501 Hollywood Blvd.
Hollywood
Phone: 985-3150

Boundaries in this book are for the 1988-89 school year only. The boundaries are established annually by the School Board. For current information on boundaries please call Pupil Placement at 765-6285.

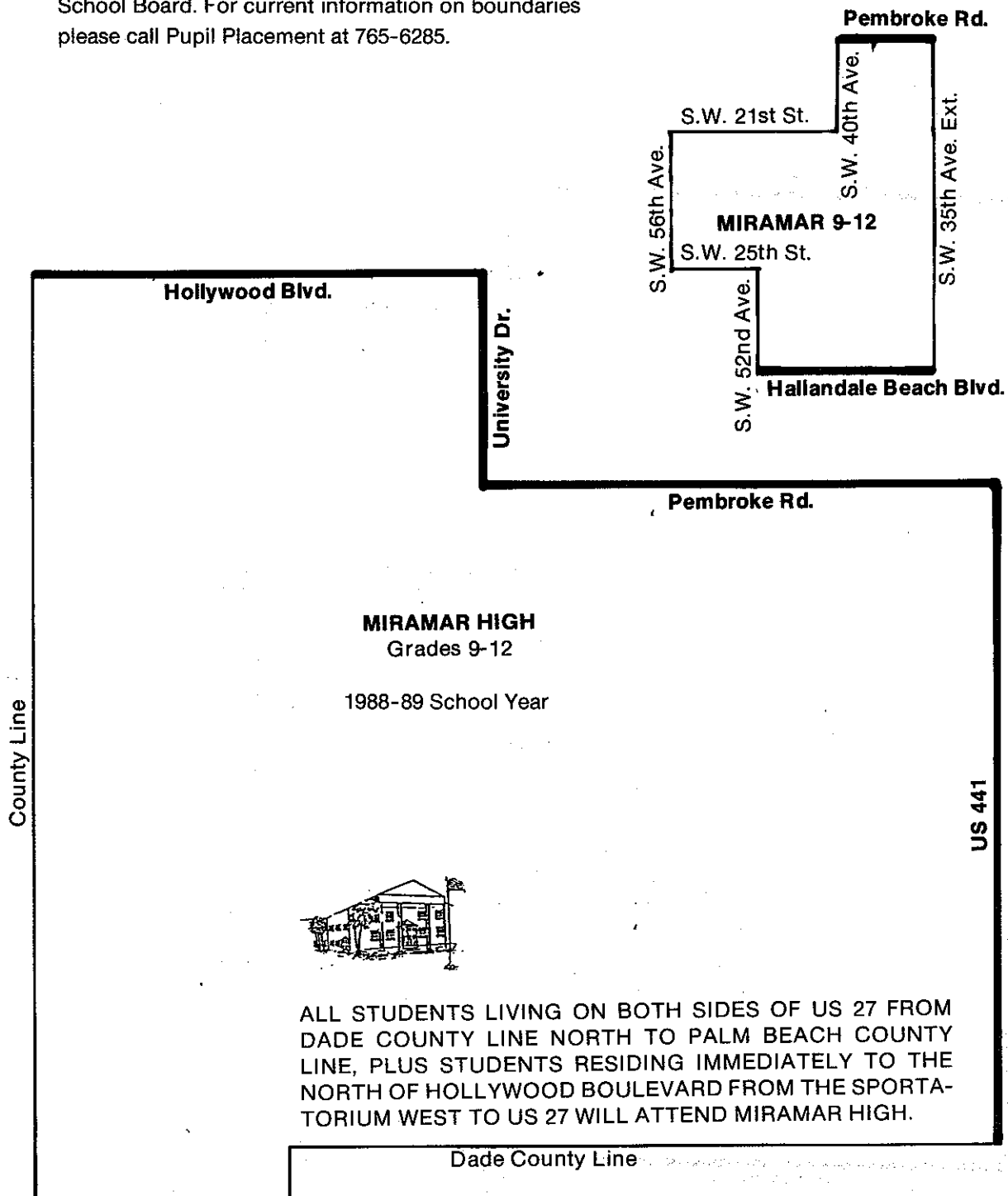




MIRAMAR HIGH SCHOOL

3601 S.W. 89th Ave.
Miramar
Phone: 437-0600

Boundaries in this book are for the 1988-89 school year only. The boundaries are established annually by the School Board. For current information on boundaries please call Pupil Placement at 765-6285.

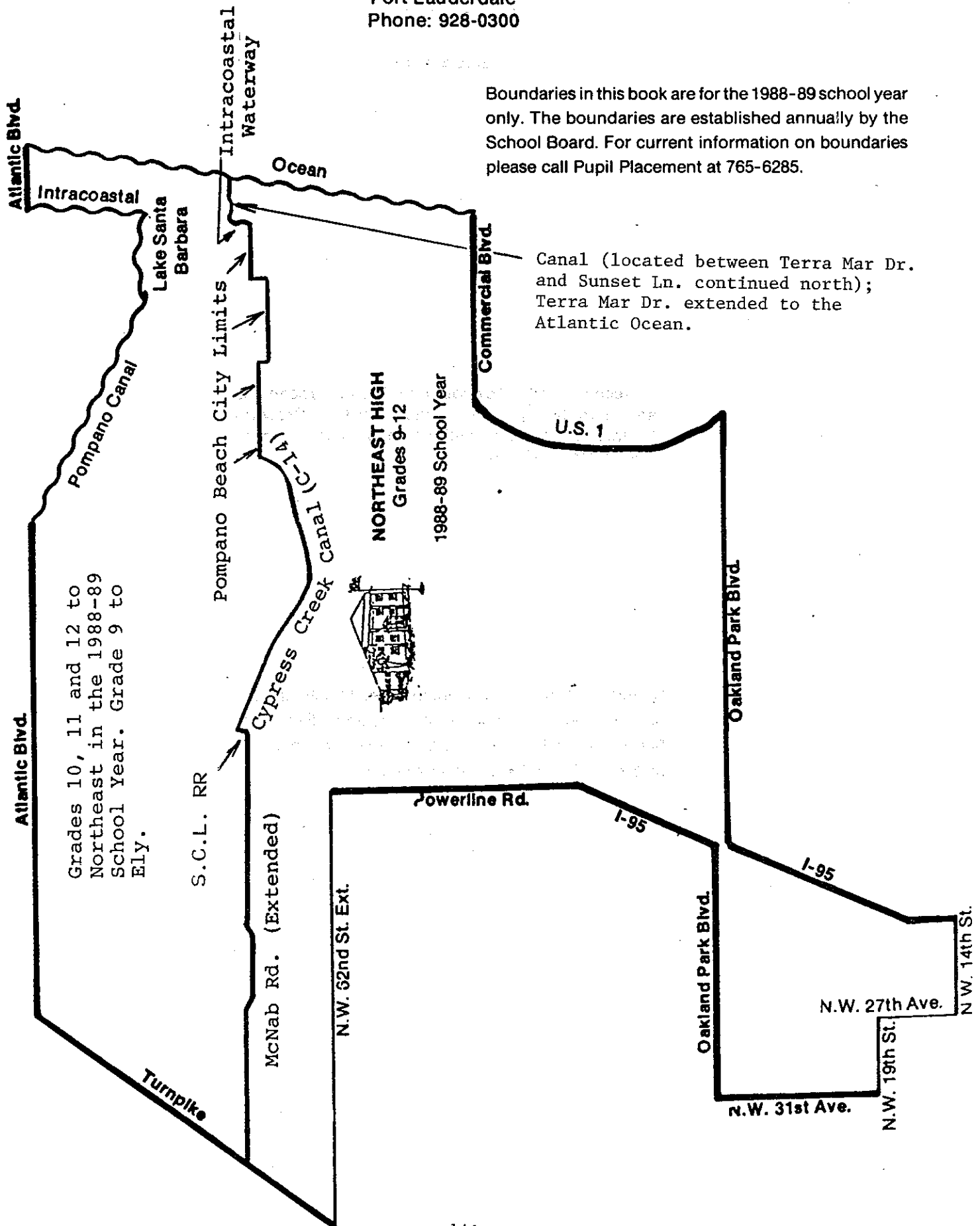




NORTHEAST HIGH SCHOOL

700 N.E. 56th St.
Fort Lauderdale
Phone: 928-0300

Boundaries in this book are for the 1988-89 school year only. The boundaries are established annually by the School Board. For current information on boundaries please call Pupil Placement at 765-6285.



NOVA HIGH SCHOOL

3600 College Ave.

Davie, Florida

Phone: 475-7700

Grades 9-12

A Research and Development Center. Vacancies are filled by applicants who reside in Broward County. Admittance will be made according to School Board Policy.

Boundaries in this book are for the 1988-89 school year only. The boundaries are established annually by the School Board. For current information on boundaries please call Pupil Placement at 765-6285.



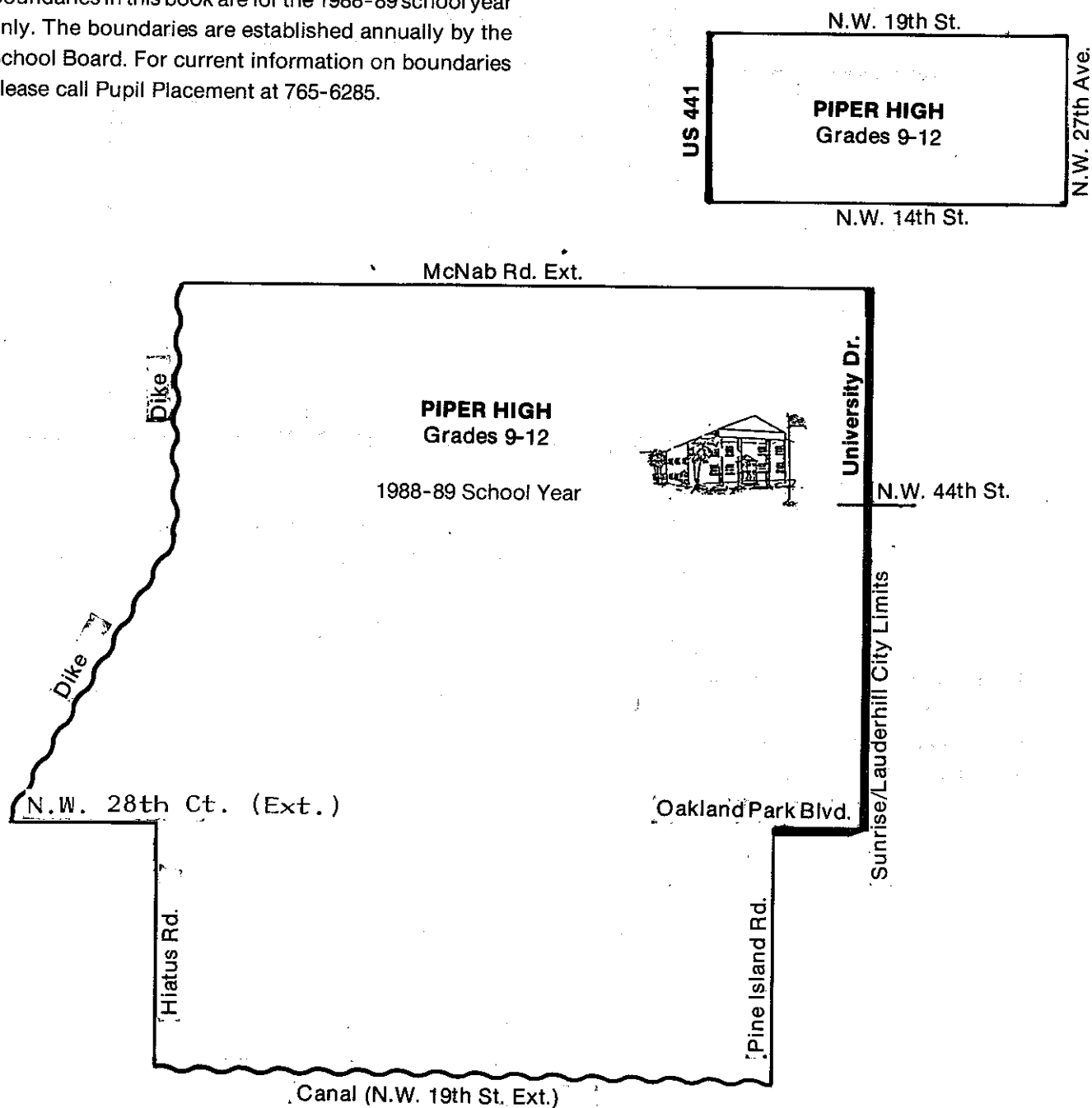
PIPER HIGH SCHOOL

8000 N.W. 44th St.

Sunrise

Phone: 748-2800

Boundaries in this book are for the 1988-89 school year only. The boundaries are established annually by the School Board. For current information on boundaries please call Pupil Placement at 765-6285.



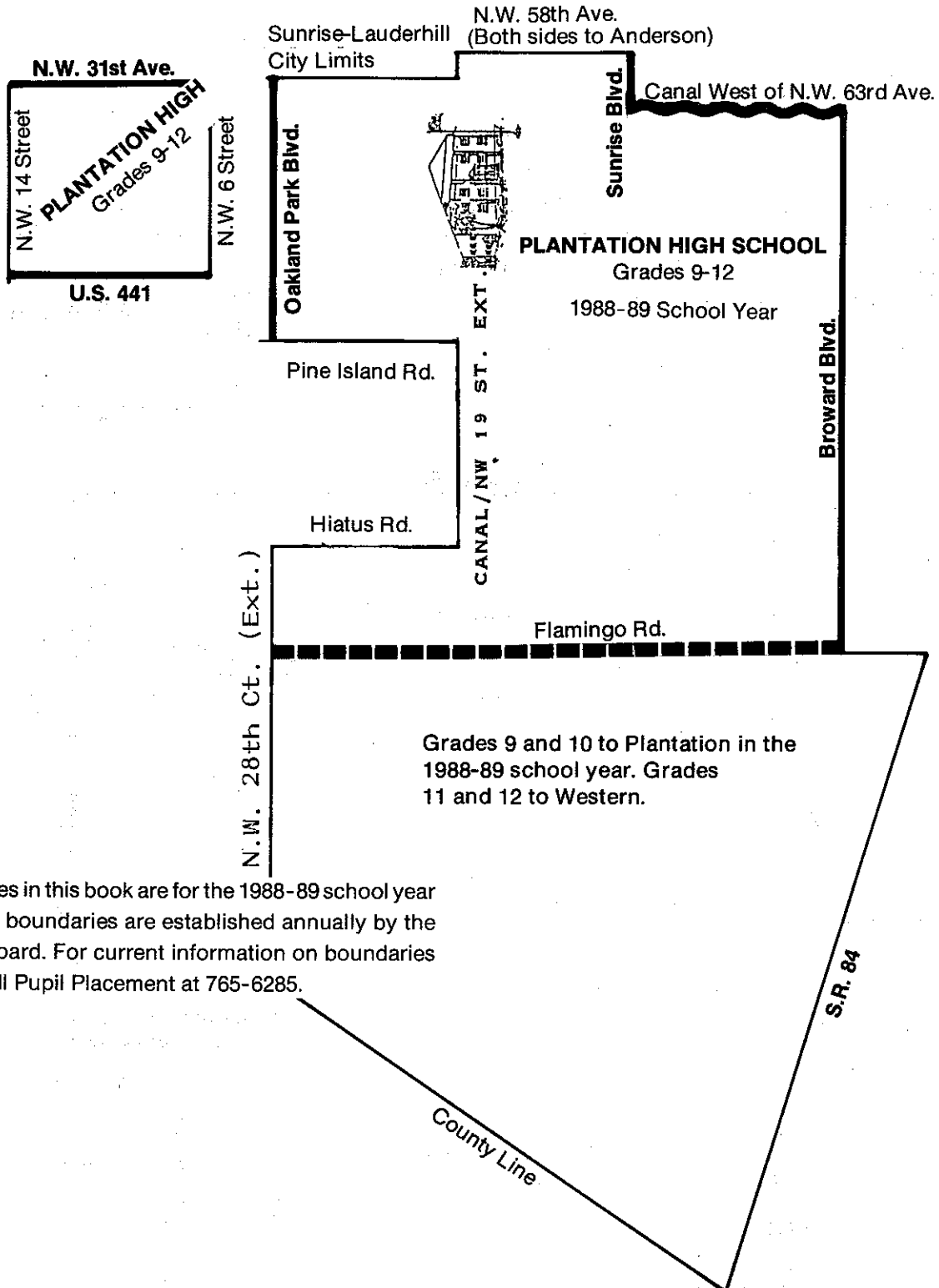


PLANTATION HIGH SCHOOL

6901 N.W. 16th St.

Plantation

Phone: 797-1700



Boundaries in this book are for the 1988-89 school year only. The boundaries are established annually by the School Board. For current information on boundaries please call Pupil Placement at 765-6285.

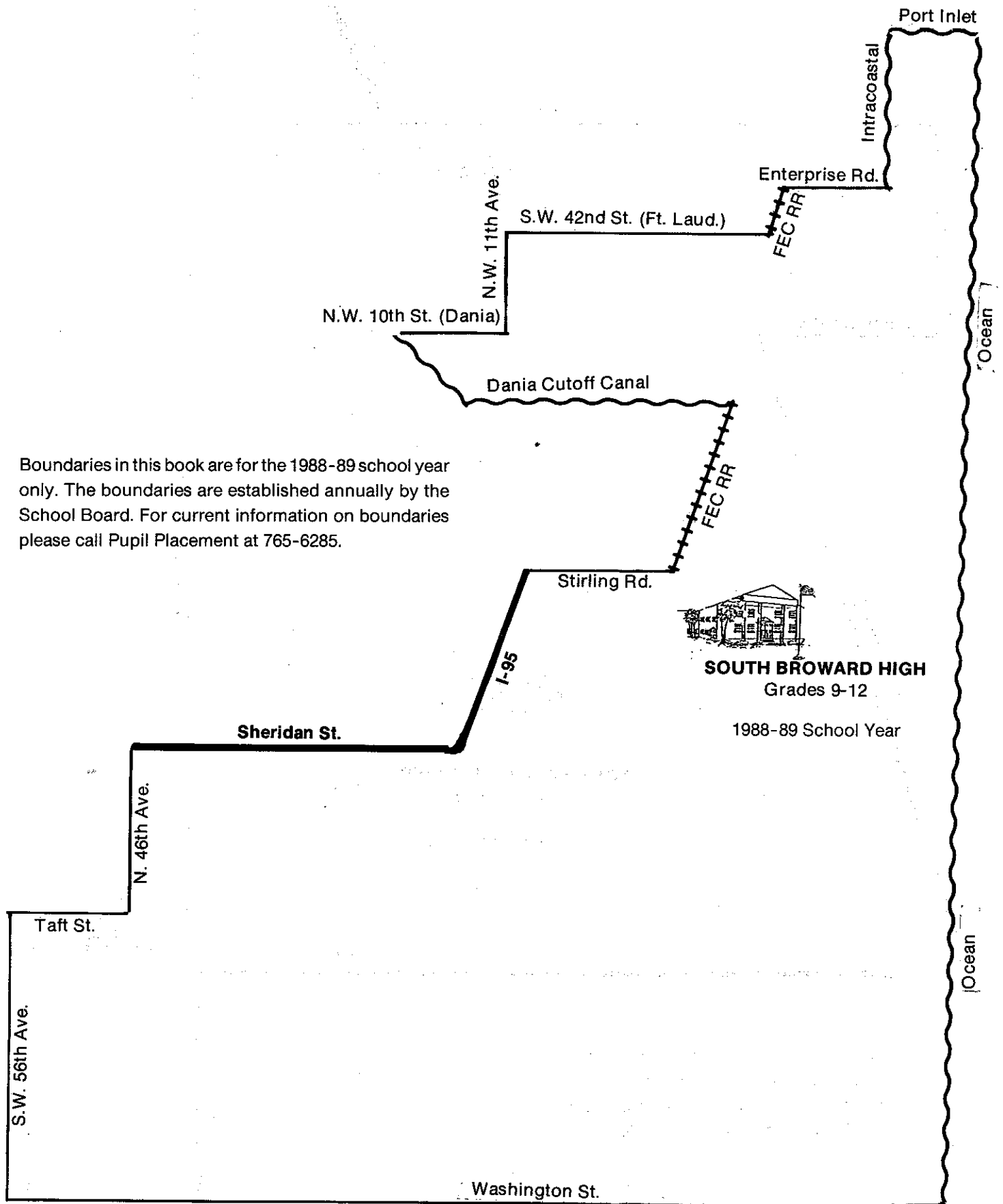


SOUTH BROWARD HIGH SCHOOL

1901 North Federal Highway

Hollywood

Phone: 926-1900

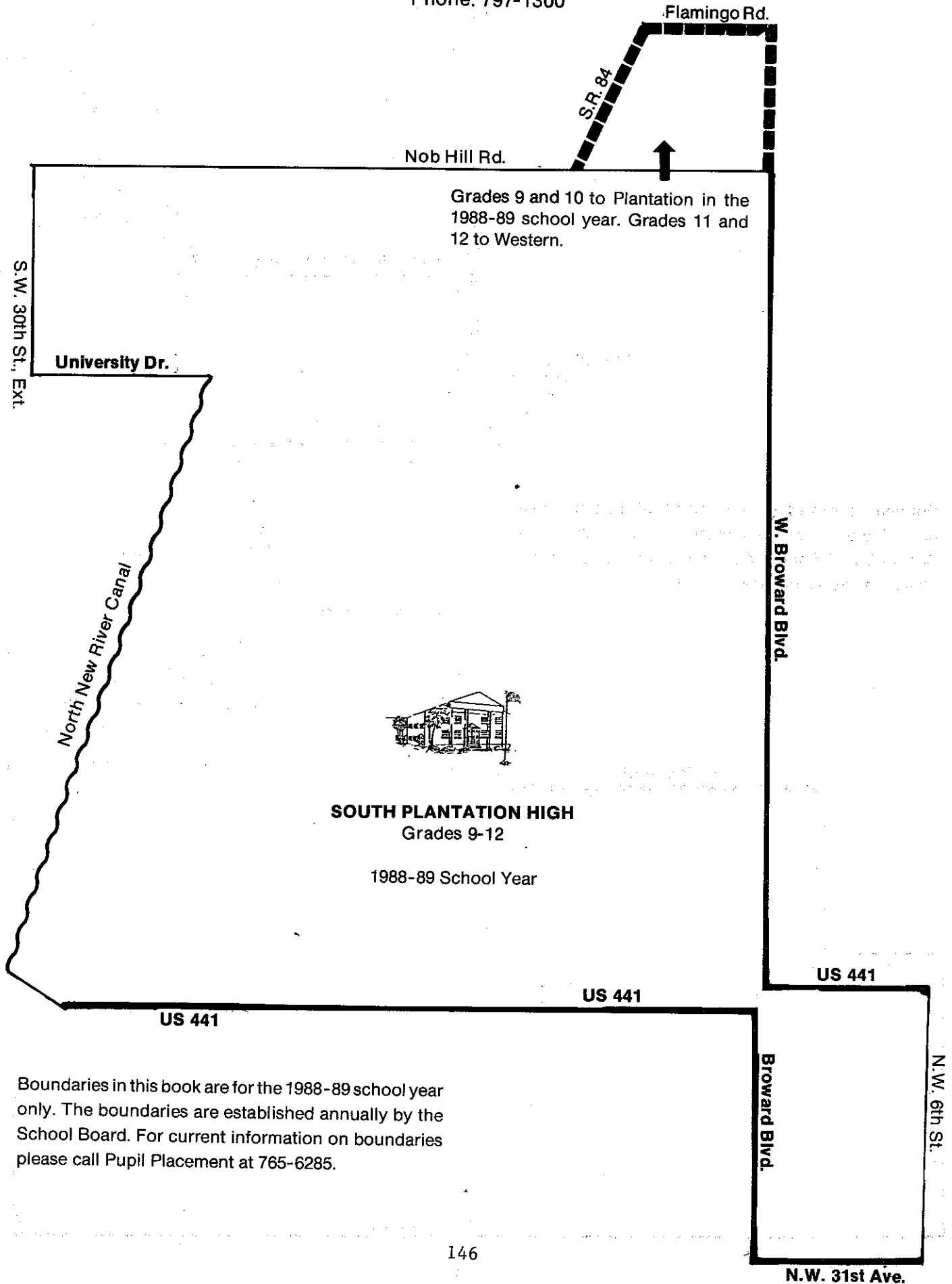


Boundaries in this book are for the 1988-89 school year only. The boundaries are established annually by the School Board. For current information on boundaries please call Pupil Placement at 765-6285.

→ Z

SOUTH PLANTATION HIGH

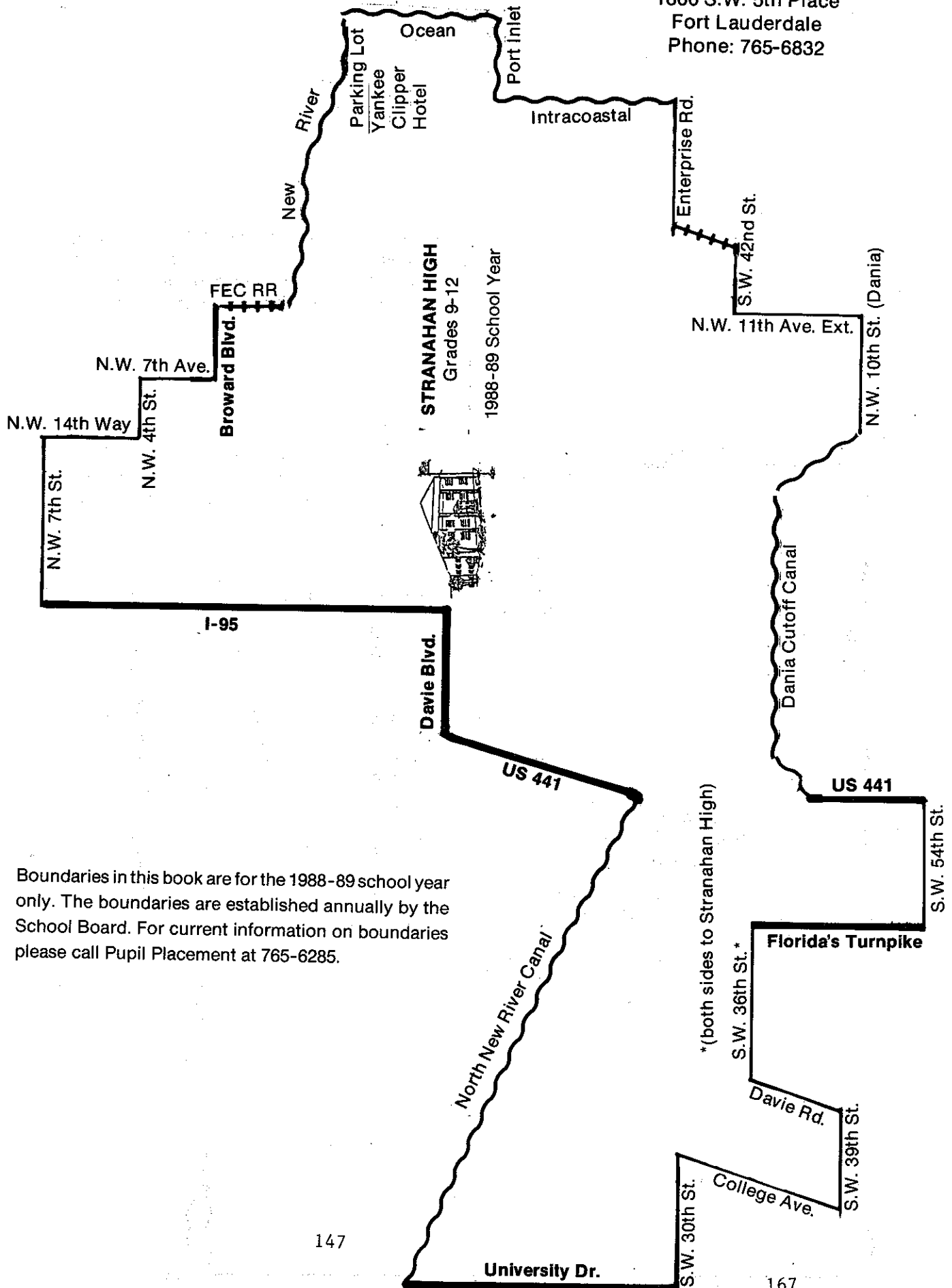
1300 Paladin Way
Plantation
Phone: 797-1300





STRANAHAN HIGH SCHOOL

1800 S.W. 5th Place
Fort Lauderdale
Phone: 765-6832



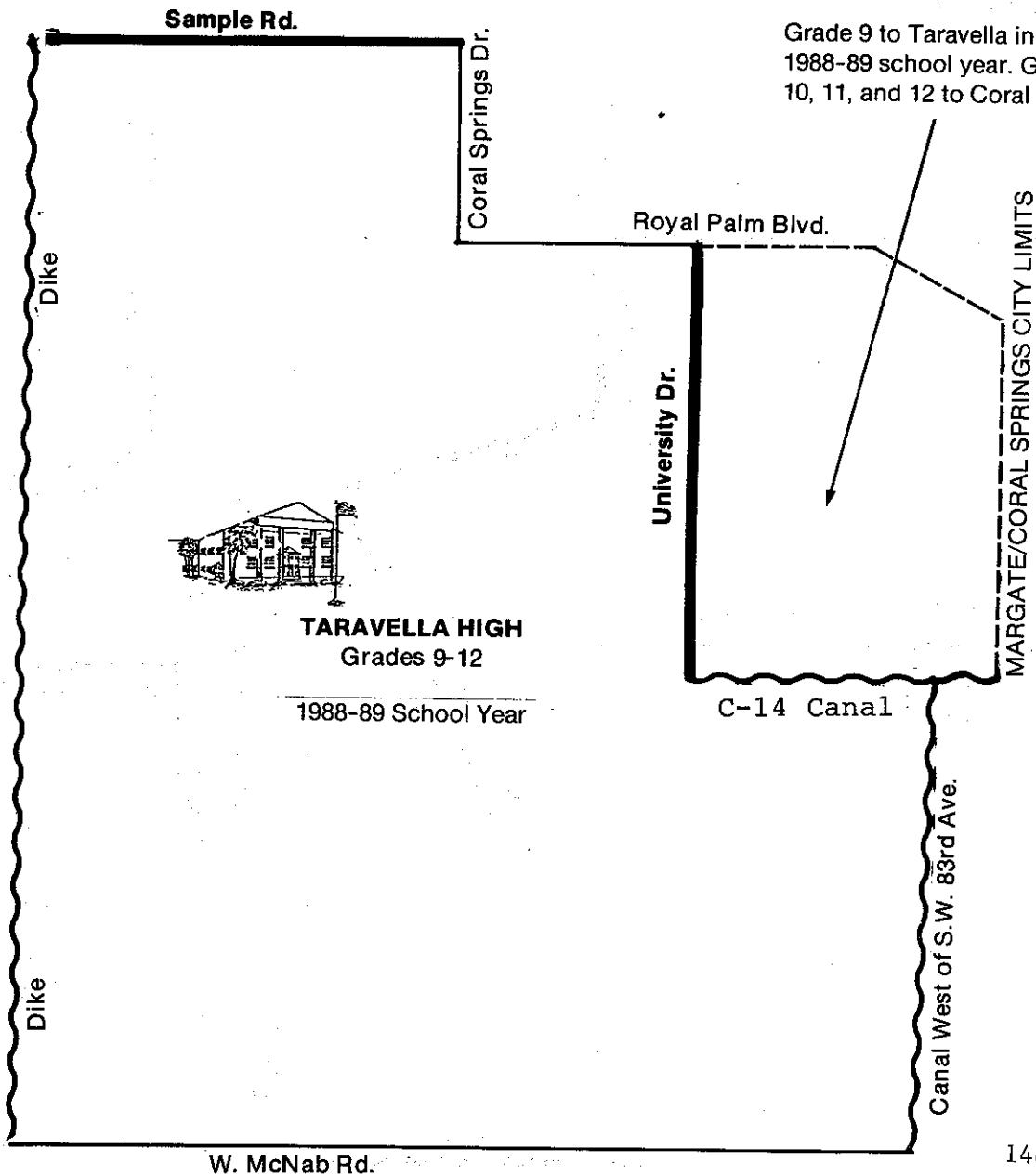
Boundaries in this book are for the 1988-89 school year only. The boundaries are established annually by the School Board. For current information on boundaries please call Pupil Placement at 765-6285.



J.P. TARAVELLA HIGH SCHOOL

10600 Riverside Dr.
Coral Springs
Phone: 344-2300

Boundaries in this book are for the 1988-89 school year only. The boundaries are established annually by the School Board. For current information on boundaries please call Pupil Placement at 765-6285.



1200 S.W. 136th Ave.
Fort Lauderdale
Phone: 474-0200

N.W. 28th Ct. (Ext.)

Grades 11 and 12 to Western in the 1988-89 school year. Grade 9 and 10 to South Plantation.

Flamingo Rd.

Broward Blvd.

Grades 11 and 12 to Western in the 1988-89 school year. Grades 9 and 10 to South Plantation.



WESTERN HIGH SCHOOL
Grades 9-12

1988-89 School Year

*(both sides to Stranahan High)

S.W. 30th St. Ext.

College Ave.

Davie Rd.

S.W. 36th St.*

S.W. 39th St.

Florida's Turnpike

Griffin Rd.

Hiatus Rd.

Sheridan St.

Hollywood Blvd.

Boundaries in this book are for the 1988-89 school year only. The boundaries are established annually by the School Board. For current information on boundaries please call Pupil Placement at 765-6285.

